

Fire Report By FDID

Created by: JANA DEMILLE (UT)

Report Parameters:

Report Period: From 01/01/2016 to 12/31/2016

State: UT

Version: All

Status: All

Released: All

Sort by: Fire Dept Name

Report Filters*:

NOTE: Report Filter Groups are applied to the report SQL as "AND" conditions (i.e. Group 1 AND Group2 and Group 3 etc...)

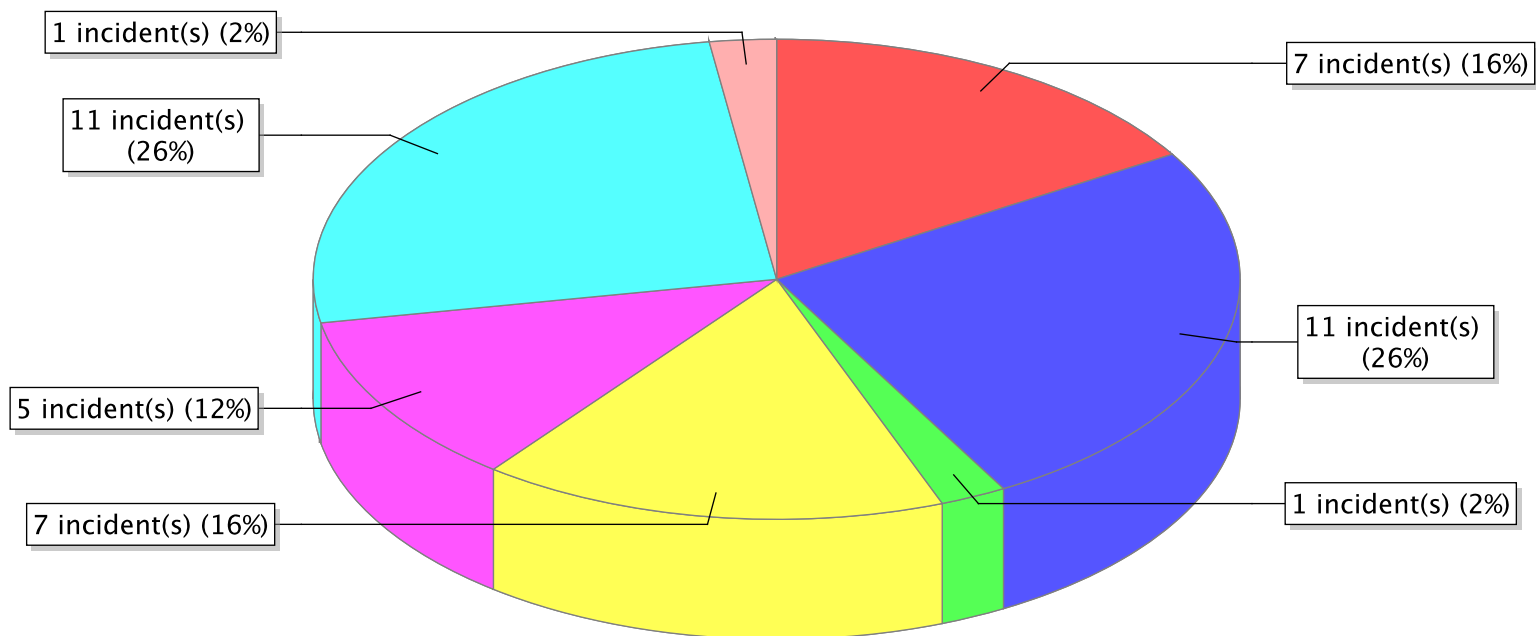
Report FDIDs*: 49018, 49019, 49016, 49017, 49011, 49010, 09003, 21008, 49015, 21007, 49014, 49013, 09002, 21009, 49012, 21004, 59201, 21003, 21006, 21005, 21002, 21001, 15007, 15006, 15005, 15004, 15009, 15008, 49005, 49007, 49009, 47002, 47004, 47003, 47006, 47005, 47008, 49002, 47007, 49001, 49004, 49003, 15002, 15003, 15001, 53007, 53006, 53009, 53008, 53003, 53002, 29002, 53005, 53004, 23010, 29003, 25012, 25011, 25010, 53019, 53018, 53017, 25003, 25004, 53015, 25005, 53014, 25006, 53013, 25007, 49027, 53012, 53011, 25009, 53010, 23002, 49024, 23001, 23004, 31001, 23003, 49025, 31002, 23006, 49020, 31003, 23005, 31004, 25002, 23008, 49022, 25001, 23007, 49021, 23009, 59301, 59101, 05020, 13001, 13009, 13008, 13006, 13005, 13004, 13002, 13010, 41006, 41007, 41009, 05002, 05003, 41002, 41003, 41004, 05009, 05006, 05008, 05007, 41010, 05014, 05012, 05013, 05011, 41012, 05019, 05018, 05016, 51002, 51003, 51001, 37004, 51006, 59009, 37005, 51007, 59008, 37006, 51004, 37007, 11010, 51005, 37008, 59005, 37009, 59004, 51008, 59007, 51009, 59006, 11015, 59001, 19004, 59002, 59003, 37001, 19002, 19003, 37003, 11014, 37002, 11013, 11019, 51010, 51011, 51012, 51013, 51014, 51015, 51016, 51017, 51018, 51019, 37010, 03021, 11006, 03022, 43006, 43003, 11004, 11003, 43001, 37012, 11001, 37011, 03020, 43009, 11009, 43007, 11008, 59401, 45011, 45010, 51020, 35010, 35011, 35012, 35014, 55008, 35013, 35016, 35015, 27014, 45016, 55004, 27015, 55005, 45018, 55006, 27013, 55007, 27010, 27011, 55001, 45014, 55002, 45015, 55003, 27006, 27005, 27008, 27007, 35001, 11020, 35009, 35008, 35007, 35006, 35005, 35004, 35003, 45009, 35002, 33005, 27001, 33004, 27002, 45008, 27003, 45005, 33006, 27004, 45006, 33001, 33002, 45002, 07002, 07001, 39001, 39003, 07006, 39002, 07005, 39005, 01010, 39004, 07003, 53022, 53023, 53020, 53021, 53026, 53024, 53025, 39006, 39007, 39008, 07007, 39009, 07008, 39012, 39010, 39016, 39015, 39014, 39013, 01004, 01003, 01001, 03016, 17011, 03017, 17012, 03014, 03015, 17010, 57010, 03018, 17013, 57011, 57012, 57014, 57013, 03013, 03011, 03003, 03004, 17001, 03007, 17002, 03008, 17003, 03009, 17004, 17005, 17007, 57005, 57004, 17009, 17008, 57009, 03002, 57007

*Data from deactivated fire depts within the list was not included in the report.

Fire Report By FDID

Report Period: From 01/01/2016 to 12/31/2016

| FDID/FD Name | Fire Incident Type | # of Fires | % of Fires | Group Fires | % of Group |
|-------------------------------|-----------------------------|------------|-----------------|--------------|-----------------|
| 49002 | Structure Fires (110 - 123) | 12 | 27.91 % | 1,738 | 29.23 % |
| | Vehicle Fires (130 - 138) | 7 | 16.28 % | 950 | 15.98 % |
| American Fork Fire Department | Outside Fires (140 - 173) | 17 | 39.53 % | 2,854 | 48.00 % |
| | All Other Fires (100) | 7 | 16.28 % | 404 | 6.79 % |
| | Total Fires | 43 | 100.00 % | 5,946 | 100.00 % |



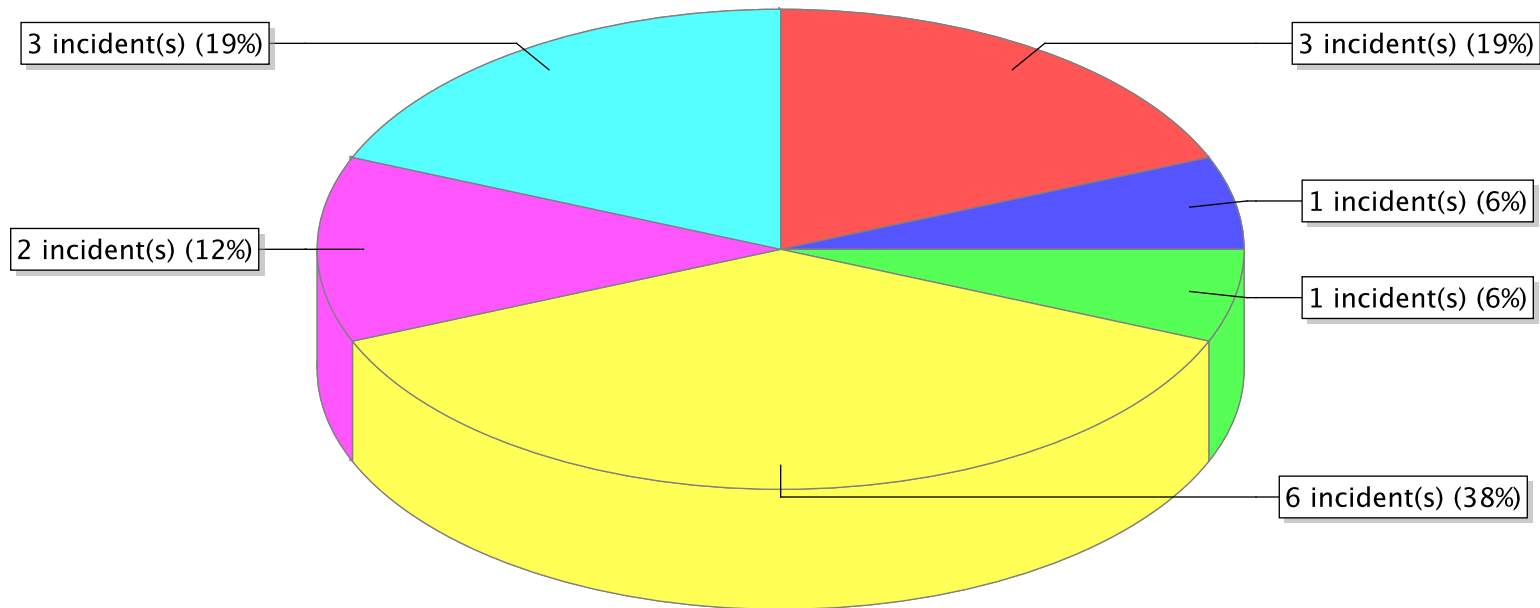
- 10 - Fire, other ● 11 - Structure Fire ● 12 - Fire in mobile property used as a fixed structure ● 13 - Mobile property (vehicle) fire
- 14 - Natural vegetation fire ● 15 - Outside rubbish fire ● 16 - Special outside fire

* Legend shows Incident Type followed by Description (description shortened to 25 characters).

Fire Report By FDID

Report Period: From 01/01/2016 to 12/31/2016

| FDID/FD Name | Fire Incident Type | # of Fires | % of Fires | Group Fires | % of Group |
|--------------------|-----------------------------|------------|-----------------|--------------|-----------------|
| 47008 | Structure Fires (110 - 123) | 4 | 25.00 % | 1,738 | 29.23 % |
| | Vehicle Fires (130 - 138) | 1 | 6.25 % | 950 | 15.98 % |
| Avalon FD | Outside Fires (140 - 173) | 11 | 68.75 % | 2,854 | 48.00 % |
| | All Other Fires (100) | 0 | 0.00 % | 404 | 6.79 % |
| Total Fires | | 16 | 100.00 % | 5,946 | 100.00 % |



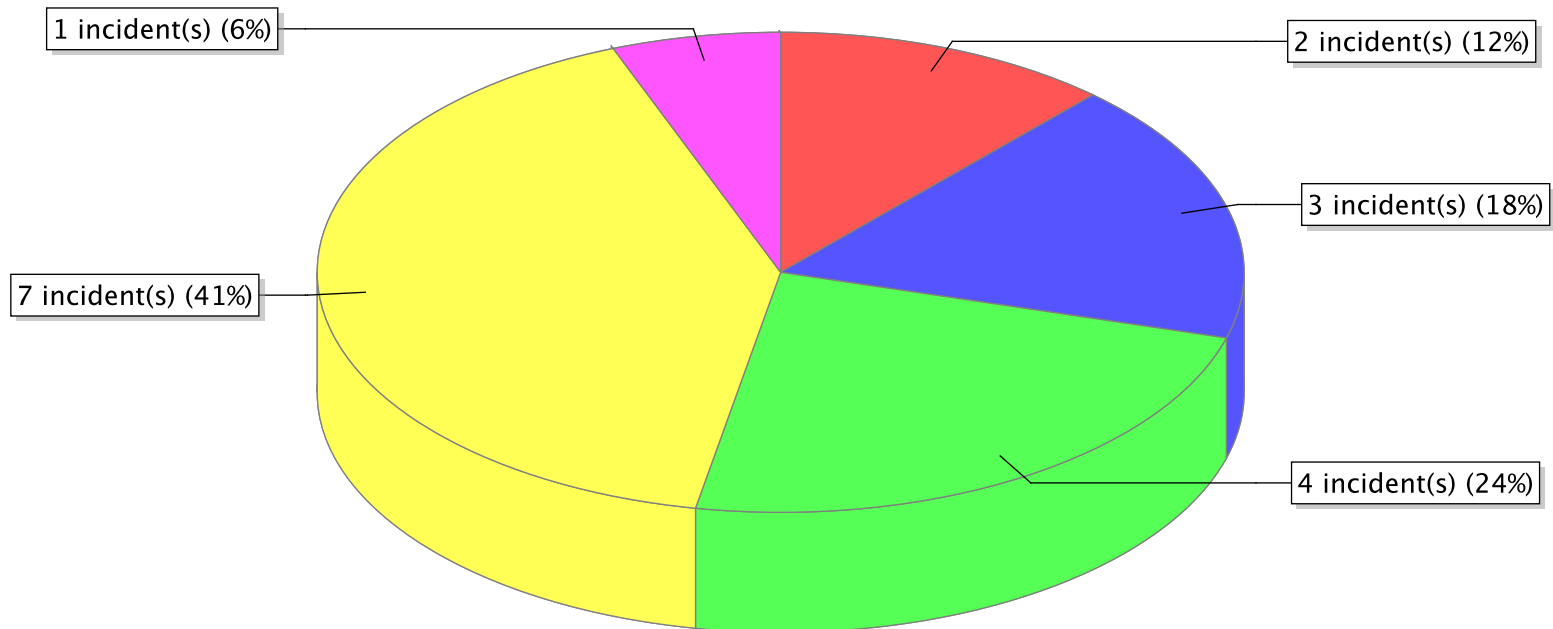
- 11 - Structure Fire
- 12 - Fire in mobile property used as a fixed structure
- 13 - Mobile property (vehicle) fire
- 14 - Natural vegetation fire
- 15 - Outside rubbish fire
- 16 - Special outside fire

* Legend shows Incident Type followed by Description (description shortened to 25 characters).

Fire Report By FDID

Report Period: From 01/01/2016 to 12/31/2016

| FDID/FD Name | Fire Incident Type | # of Fires | % of Fires | Group Fires | % of Group |
|-------------------------|-----------------------------|------------|-----------------|--------------|-----------------|
| 01001 | Structure Fires (110 - 123) | 5 | 29.41 % | 1,738 | 29.23 % |
| | Vehicle Fires (130 - 138) | 4 | 23.53 % | 950 | 15.98 % |
| Beaver Fire District #1 | Outside Fires (140 - 173) | 8 | 47.06 % | 2,854 | 48.00 % |
| | All Other Fires (100) | 0 | 0.00 % | 404 | 6.79 % |
| | Total Fires | 17 | 100.00 % | 5,946 | 100.00 % |



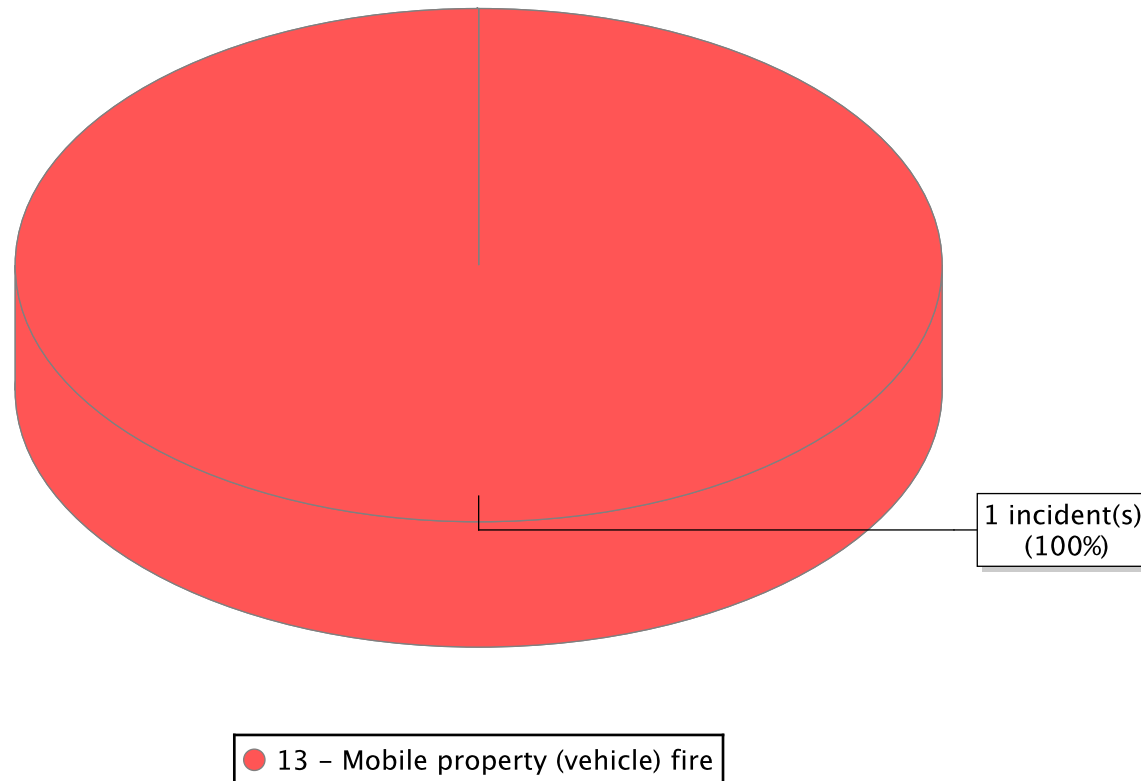
- 11 - Structure Fire
- 12 - Fire in mobile property used as a fixed structure
- 13 - Mobile property (vehicle) fire
- 14 - Natural vegetation fire
- 17 - Cultivated vegetation, crop fire

* Legend shows Incident Type followed by Description (description shortened to 25 characters).

Fire Report By FDID

Report Period: From 01/01/2016 to 12/31/2016

| FDID/FD Name | Fire Incident Type | # of Fires | % of Fires | Group Fires | % of Group |
|--------------------|-----------------------------|------------|-----------------|--------------|-----------------|
| 55001 | Structure Fires (110 - 123) | 0 | 0.00 % | 1,738 | 29.23 % |
| | Vehicle Fires (130 - 138) | 1 | 100.00 % | 950 | 15.98 % |
| Bicknell FD | Outside Fires (140 - 173) | 0 | 0.00 % | 2,854 | 48.00 % |
| | All Other Fires (100) | 0 | 0.00 % | 404 | 6.79 % |
| Total Fires | | 1 | 100.00 % | 5,946 | 100.00 % |

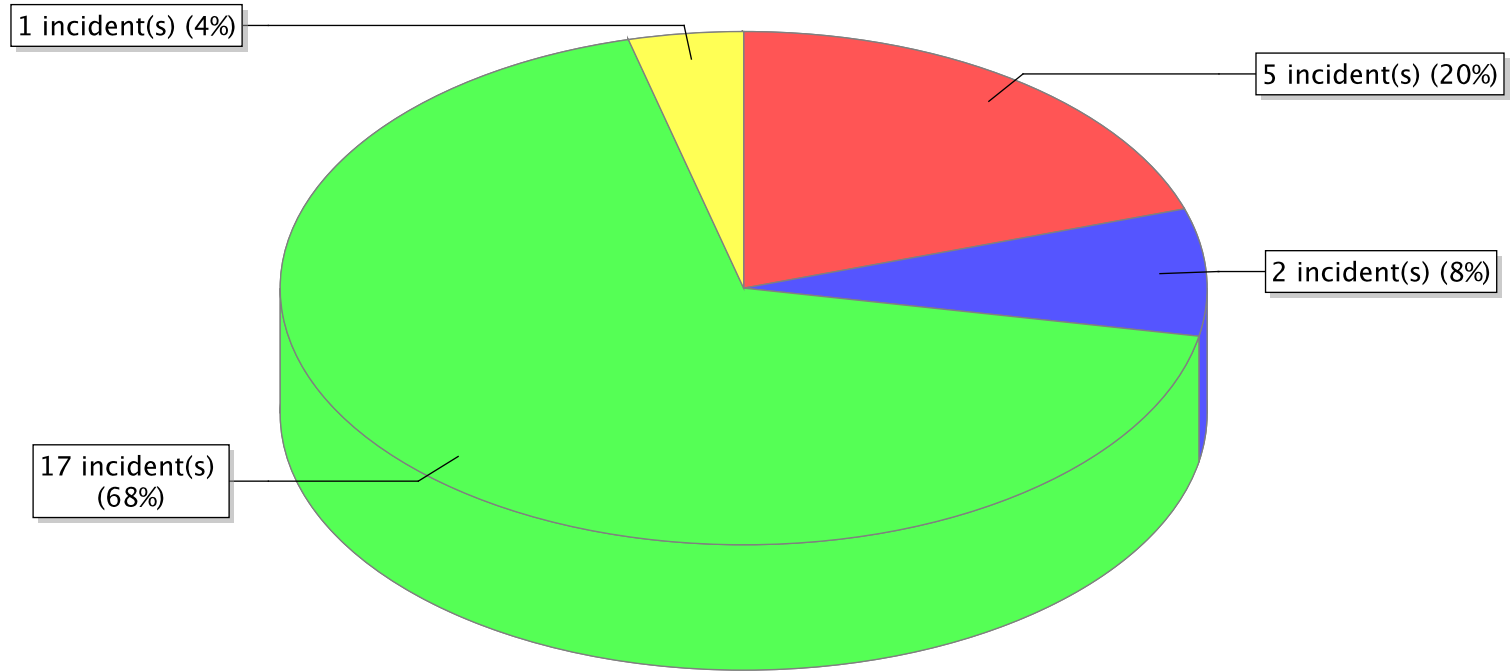


* Legend shows Incident Type followed by Description (description shortened to 25 characters).

Fire Report By FDID

Report Period: From 01/01/2016 to 12/31/2016

| FDID/FD Name | Fire Incident Type | # of Fires | % of Fires | Group Fires | % of Group |
|-------------------------|-----------------------------|------------|-----------------|--------------|-----------------|
| 37001 | Structure Fires (110 - 123) | 5 | 20.00 % | 1,738 | 29.23 % |
| | Vehicle Fires (130 - 138) | 2 | 8.00 % | 950 | 15.98 % |
| Blandng Fire Department | Outside Fires (140 - 173) | 18 | 72.00 % | 2,854 | 48.00 % |
| | All Other Fires (100) | 0 | 0.00 % | 404 | 6.79 % |
| Total Fires | | 25 | 100.00 % | 5,946 | 100.00 % |



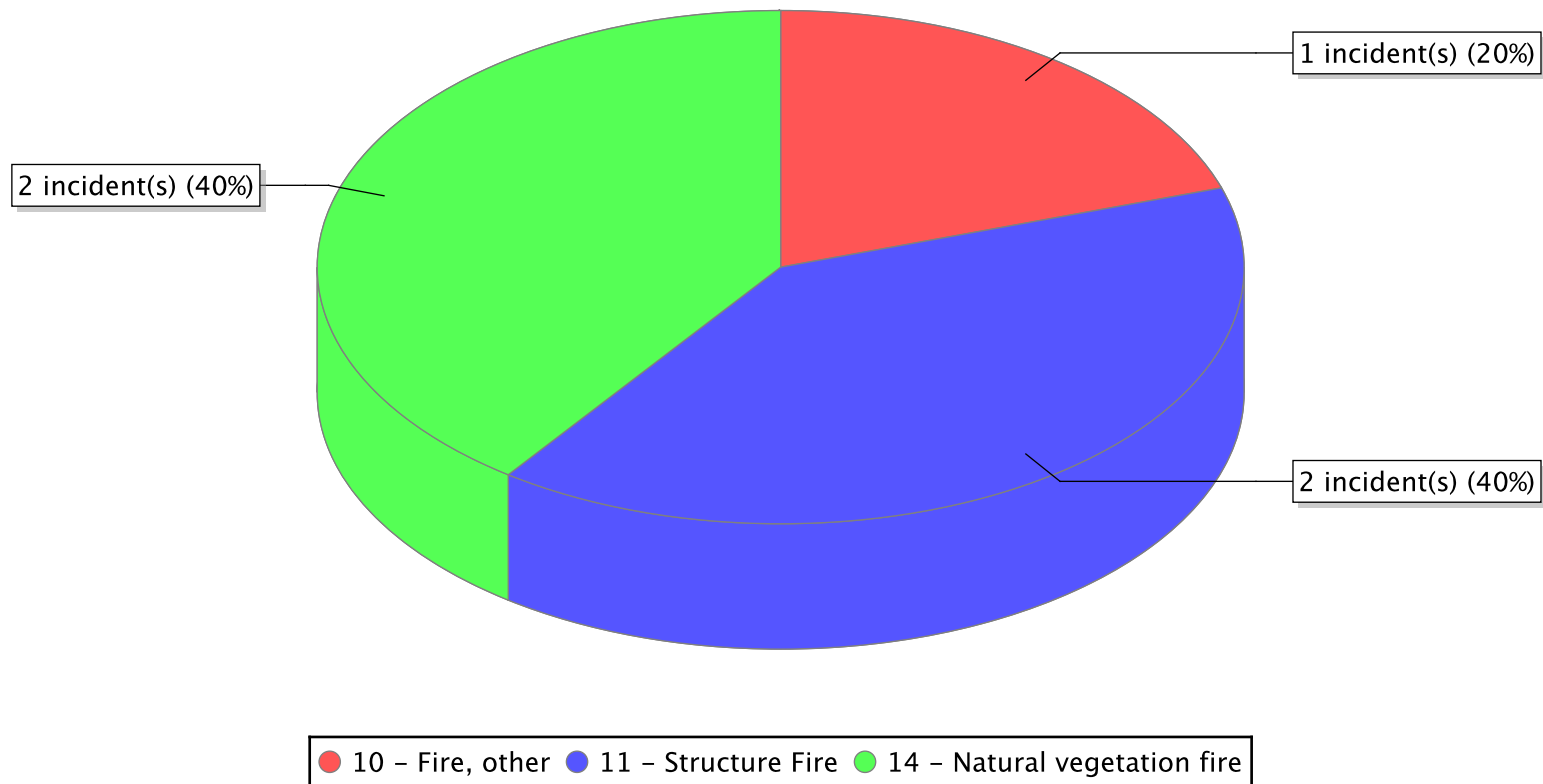
● 11 - Structure Fire ● 13 - Mobile property (vehicle) fire ● 14 - Natural vegetation fire ● 16 - Special outside fire

* Legend shows Incident Type followed by Description (description shortened to 25 characters).

Fire Report By FDID

Report Period: From 01/01/2016 to 12/31/2016

| FDID/FD Name | Fire Incident Type | # of Fires | % of Fires | Group Fires | % of Group |
|-----------------------|-----------------------------|------------|-----------------|--------------|-----------------|
| 37002 | Structure Fires (110 - 123) | 2 | 40.00 % | 1,738 | 29.23 % |
| | Vehicle Fires (130 - 138) | 0 | 0.00 % | 950 | 15.98 % |
| Bluff Fire Department | Outside Fires (140 - 173) | 2 | 40.00 % | 2,854 | 48.00 % |
| | All Other Fires (100) | 1 | 20.00 % | 404 | 6.79 % |
| Total Fires | | 5 | 100.00 % | 5,946 | 100.00 % |

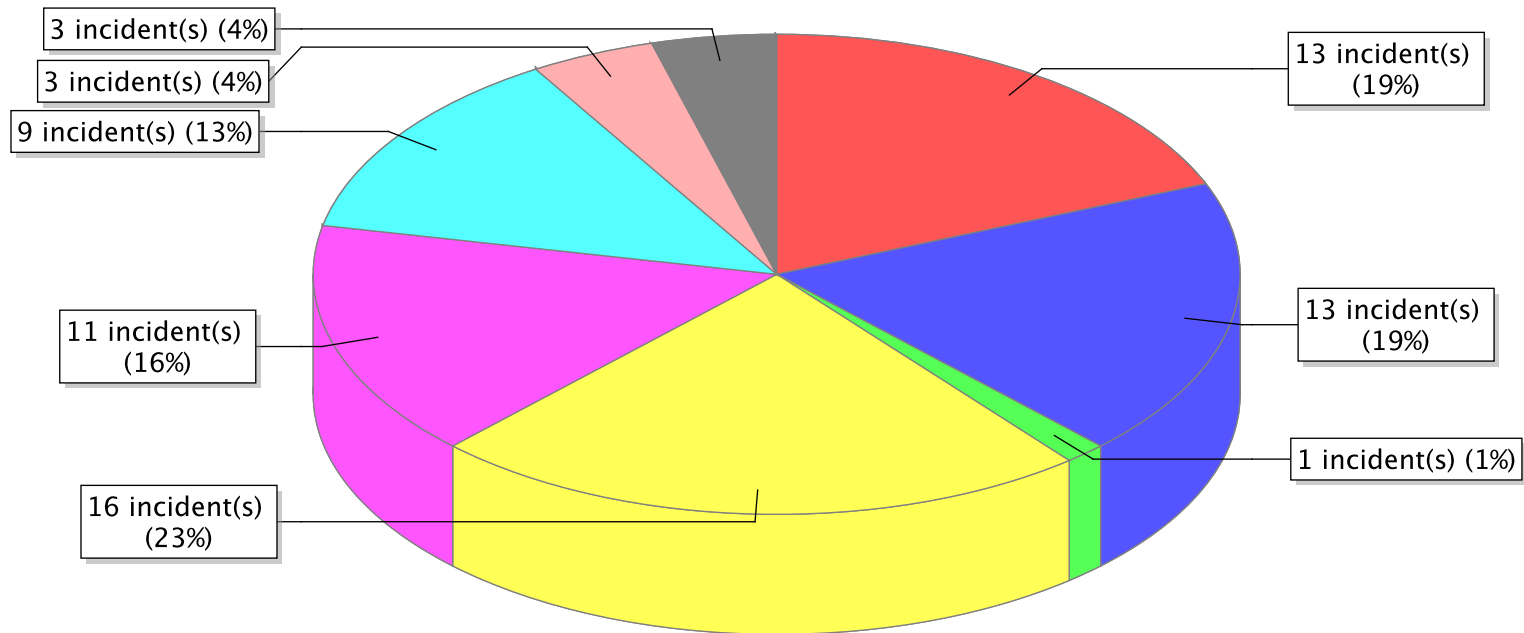


* Legend shows Incident Type followed by Description (description shortened to 25 characters).

Fire Report By FDID

Report Period: From 01/01/2016 to 12/31/2016

| FDID/FD Name | Fire Incident Type | # of Fires | % of Fires | Group Fires | % of Group |
|-----------------|-----------------------------|------------|-----------------|--------------|-----------------|
| 03003 | Structure Fires (110 - 123) | 14 | 20.29 % | 1,738 | 29.23 % |
| | Vehicle Fires (130 - 138) | 16 | 23.19 % | 950 | 15.98 % |
| Brigham City FD | Outside Fires (140 - 173) | 26 | 37.68 % | 2,854 | 48.00 % |
| | All Other Fires (100) | 13 | 18.84 % | 404 | 6.79 % |
| | Total Fires | 69 | 100.00 % | 5,946 | 100.00 % |



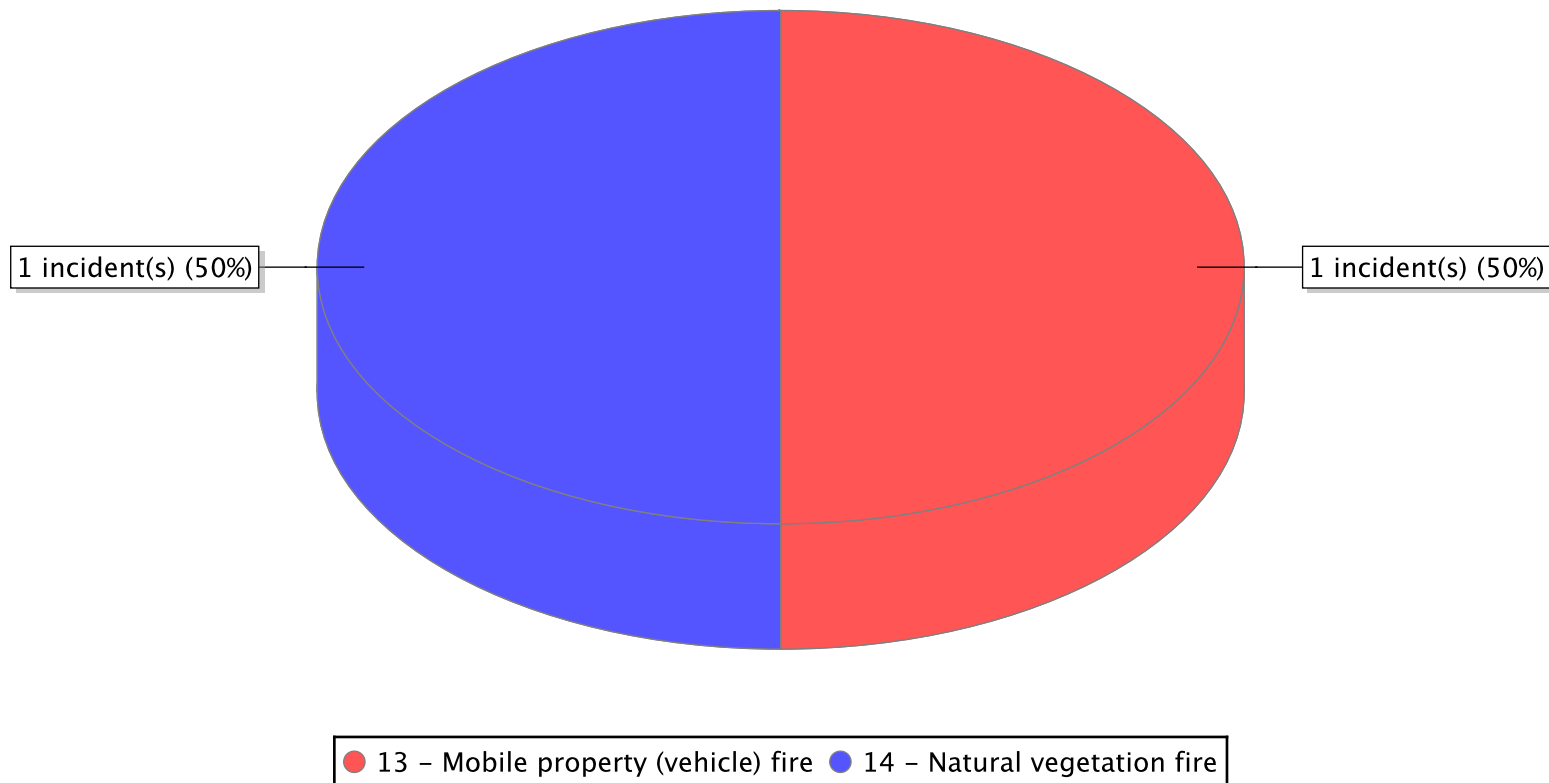
- 10 - Fire, other
- 11 - Structure Fire
- 12 - Fire in mobile property used as a fixed structure
- 13 - Mobile property (vehicle) fire
- 14 - Natural vegetation fire
- 15 - Outside rubbish fire
- 16 - Special outside fire
- 17 - Cultivated vegetation, crop fire

* Legend shows Incident Type followed by Description (description shortened to 25 characters).

Fire Report By FDID

Report Period: From 01/01/2016 to 12/31/2016

| FDID/FD Name | Fire Incident Type | # of Fires | % of Fires | Group Fires | % of Group |
|---------------------------|-----------------------------|------------|-----------------|--------------|-----------------|
| 53025 | Structure Fires (110 - 123) | 0 | 0.00 % | 1,738 | 29.23 % |
| | Vehicle Fires (130 - 138) | 1 | 50.00 % | 950 | 15.98 % |
| Brookside Fire Department | Outside Fires (140 - 173) | 1 | 50.00 % | 2,854 | 48.00 % |
| | All Other Fires (100) | 0 | 0.00 % | 404 | 6.79 % |
| Total Fires | | 2 | 100.00 % | 5,946 | 100.00 % |

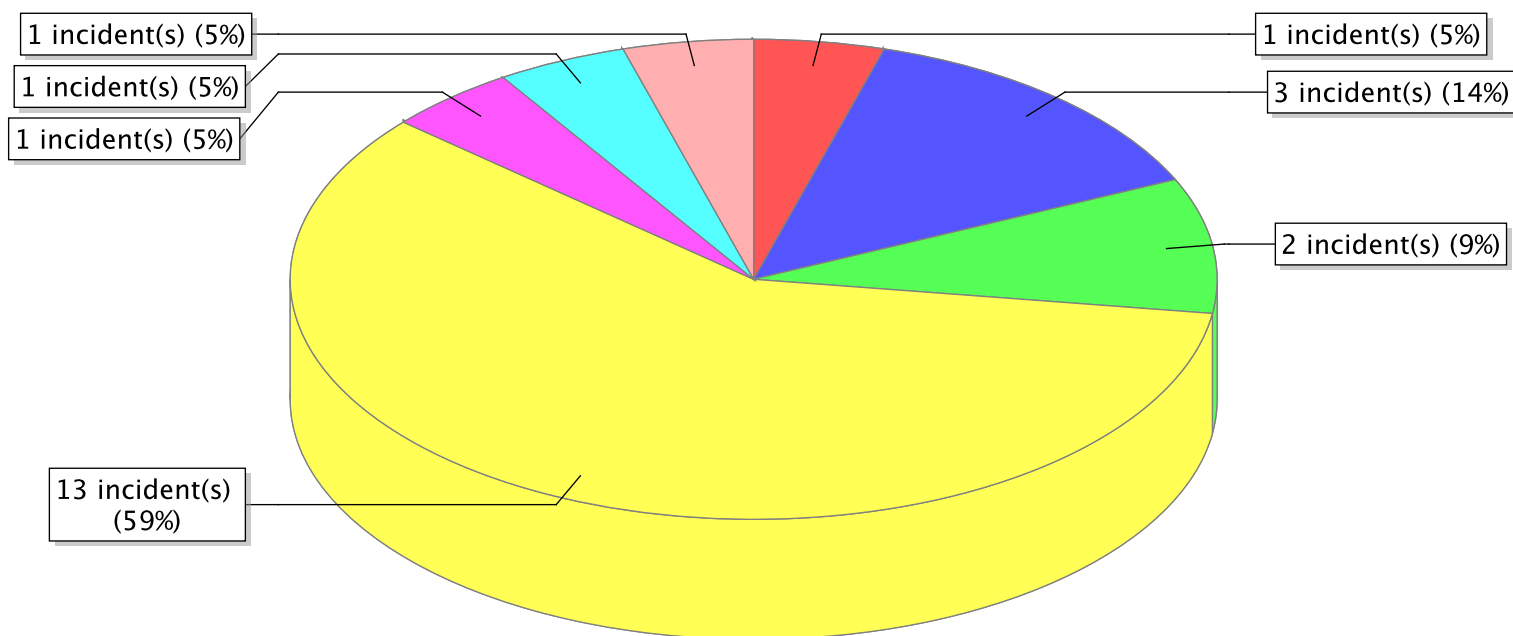


* Legend shows Incident Type followed by Description (description shortened to 25 characters).

Fire Report By FDID

Report Period: From 01/01/2016 to 12/31/2016

| FDID/FD Name | Fire Incident Type | # of Fires | % of Fires | Group Fires | % of Group |
|--------------------|-----------------------------|------------|-----------------|--------------|-----------------|
| 05002 | Structure Fires (110 - 123) | 3 | 13.64 % | 1,738 | 29.23 % |
| | Vehicle Fires (130 - 138) | 2 | 9.09 % | 950 | 15.98 % |
| Cache County FD | Outside Fires (140 - 173) | 16 | 72.73 % | 2,854 | 48.00 % |
| | All Other Fires (100) | 1 | 4.55 % | 404 | 6.79 % |
| Total Fires | | 22 | 100.00 % | 5,946 | 100.00 % |



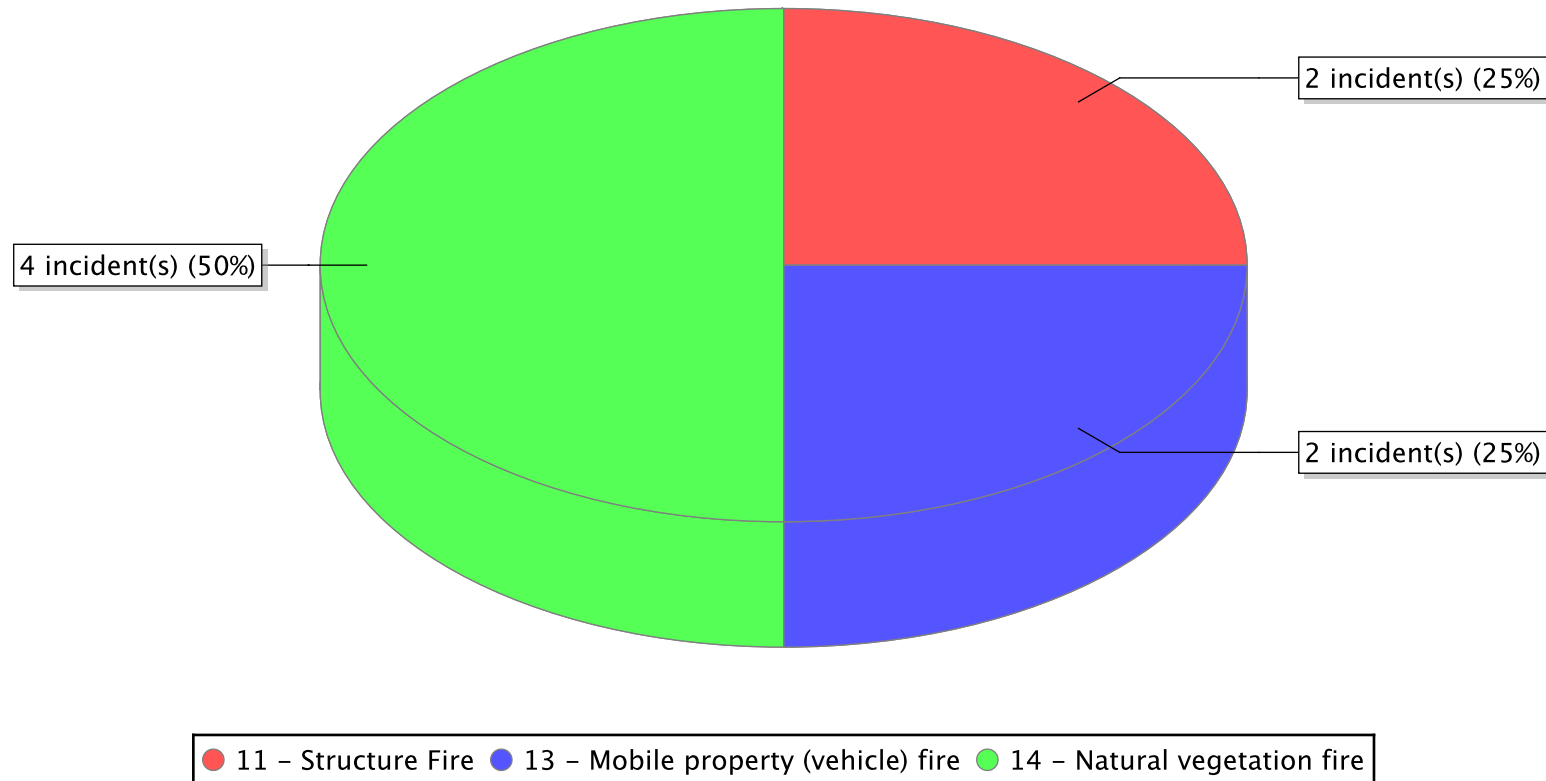
- 10 - Fire, other
- 11 - Structure Fire
- 13 - Mobile property (vehicle) fire
- 14 - Natural vegetation fire
- 15 - Outside rubbish fire
- 16 - Special outside fire
- 17 - Cultivated vegetation, crop fire

* Legend shows Incident Type followed by Description (description shortened to 25 characters).

Fire Report By FDID

Report Period: From 01/01/2016 to 12/31/2016

| FDID/FD Name | Fire Incident Type | # of Fires | % of Fires | Group Fires | % of Group |
|--------------------|-----------------------------|------------|-----------------|--------------|-----------------|
| 15001 | Structure Fires (110 - 123) | 2 | 25.00 % | 1,738 | 29.23 % |
| | Vehicle Fires (130 - 138) | 2 | 25.00 % | 950 | 15.98 % |
| Castle Dale FD | Outside Fires (140 - 173) | 4 | 50.00 % | 2,854 | 48.00 % |
| | All Other Fires (100) | 0 | 0.00 % | 404 | 6.79 % |
| Total Fires | | 8 | 100.00 % | 5,946 | 100.00 % |

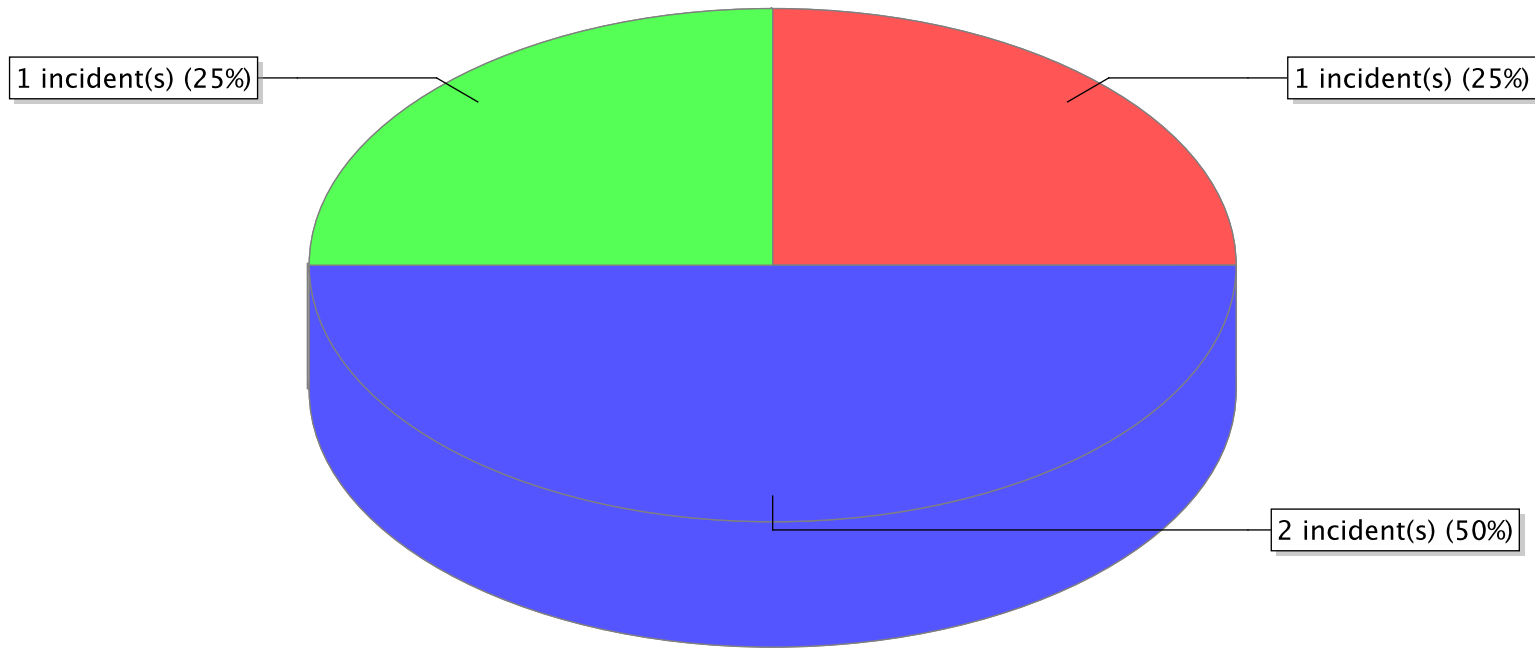


* Legend shows Incident Type followed by Description (description shortened to 25 characters).

Fire Report By FDID

Report Period: From 01/01/2016 to 12/31/2016

| FDID/FD Name | Fire Incident Type | # of Fires | % of Fires | Group Fires | % of Group |
|--------------------|-----------------------------|------------|-----------------|--------------|-----------------|
| 19003 | Structure Fires (110 - 123) | 0 | 0.00 % | 1,738 | 29.23 % |
| | Vehicle Fires (130 - 138) | 1 | 25.00 % | 950 | 15.98 % |
| Castle Valley FD | Outside Fires (140 - 173) | 3 | 75.00 % | 2,854 | 48.00 % |
| | All Other Fires (100) | 0 | 0.00 % | 404 | 6.79 % |
| Total Fires | | 4 | 100.00 % | 5,946 | 100.00 % |



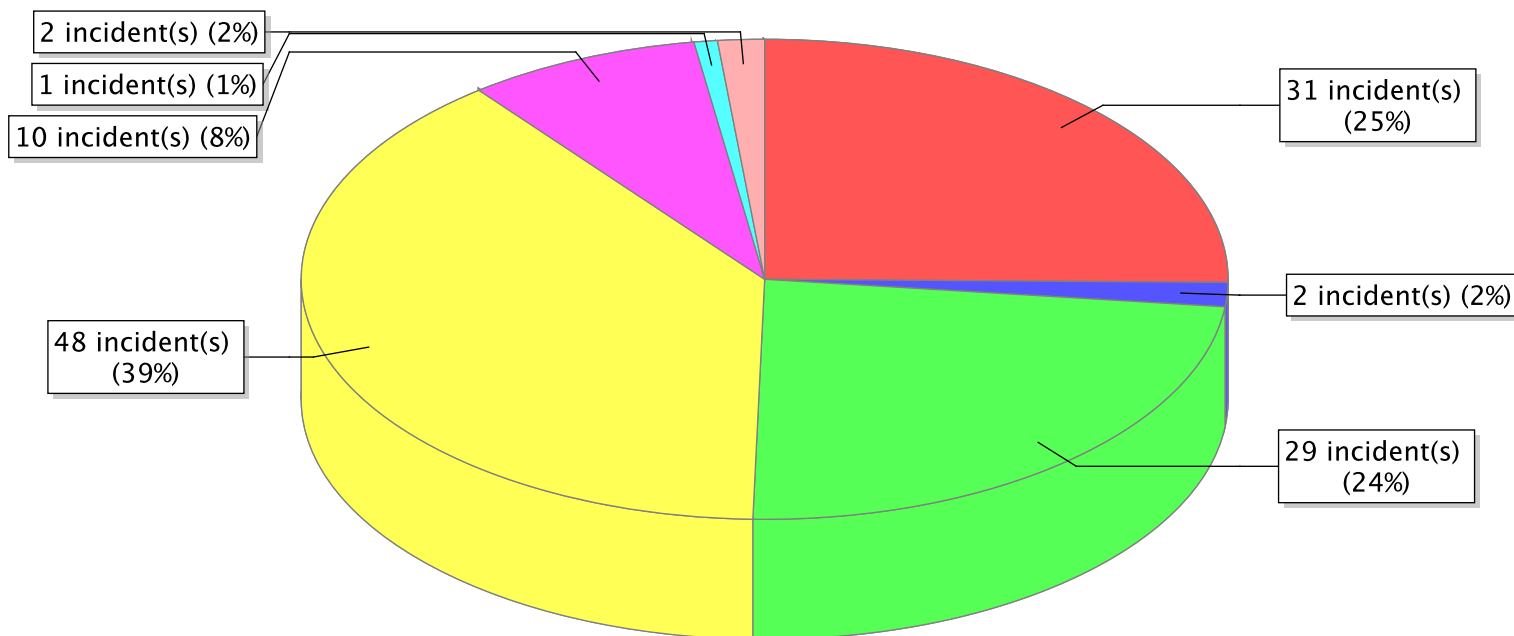
● 13 - Mobile property (vehicle) fire ● 15 - Outside rubbish fire ● 16 - Special outside fire

* Legend shows Incident Type followed by Description (description shortened to 25 characters).

Fire Report By FDID

Report Period: From 01/01/2016 to 12/31/2016

| FDID/FD Name | Fire Incident Type | # of Fires | % of Fires | Group Fires | % of Group |
|--------------------|-----------------------------|------------|-----------------|--------------|-----------------|
| 21002 | Structure Fires (110 - 123) | 33 | 26.83 % | 1,738 | 29.23 % |
| | Vehicle Fires (130 - 138) | 29 | 23.58 % | 950 | 15.98 % |
| Cedar City FD | Outside Fires (140 - 173) | 61 | 49.59 % | 2,854 | 48.00 % |
| | All Other Fires (100) | 0 | 0.00 % | 404 | 6.79 % |
| Total Fires | | 123 | 100.00 % | 5,946 | 100.00 % |



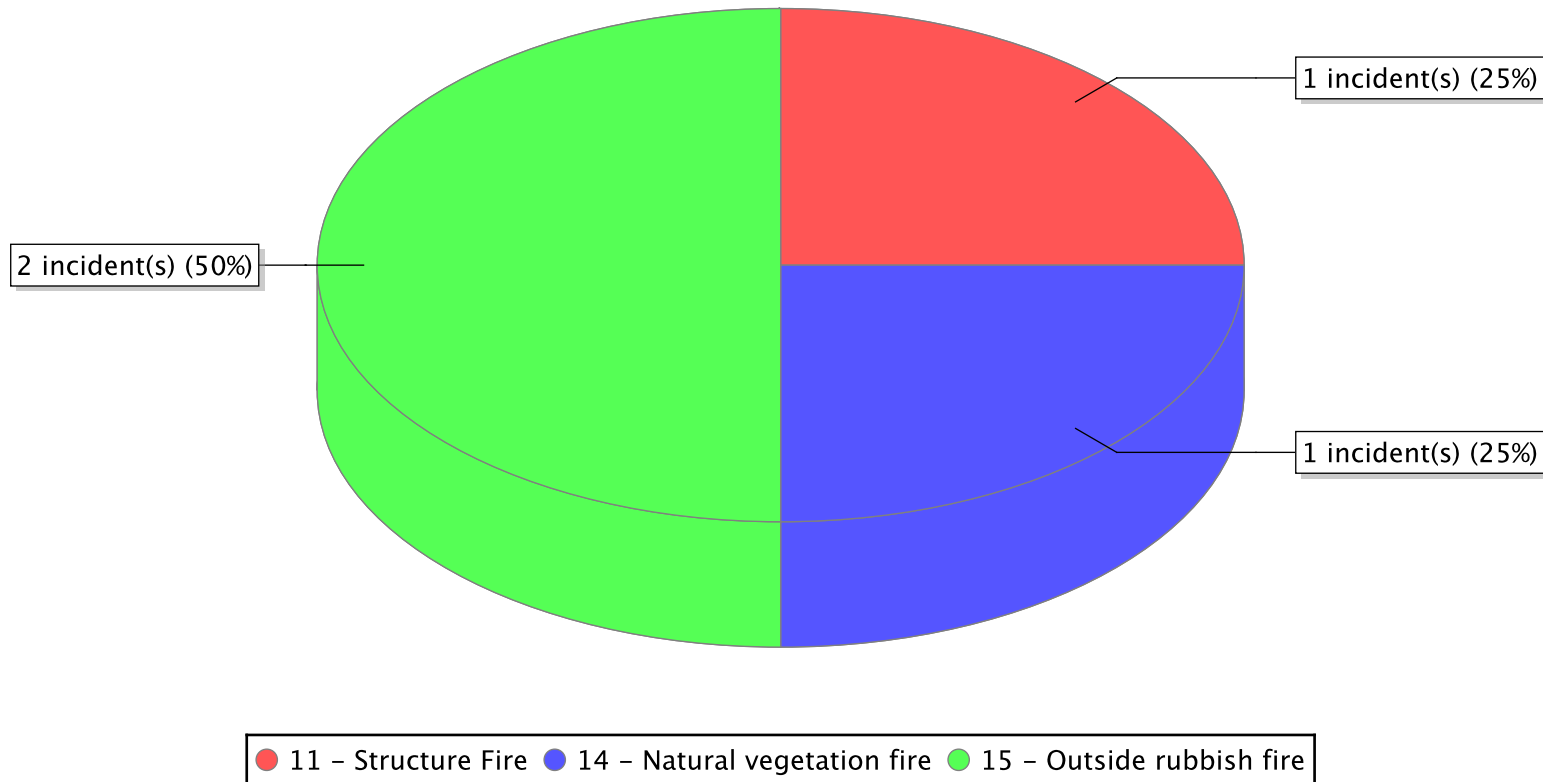
- 11 - Structure Fire
- 12 - Fire in mobile property used as a fixed structure
- 13 - Mobile property (vehicle) fire
- 14 - Natural vegetation fire
- 15 - Outside rubbish fire
- 16 - Special outside fire
- 17 - Cultivated vegetation, crop fire

* Legend shows Incident Type followed by Description (description shortened to 25 characters).

Fire Report By FDID

Report Period: From 01/01/2016 to 12/31/2016

| FDID/FD Name | Fire Incident Type | # of Fires | % of Fires | Group Fires | % of Group |
|----------------------------|-----------------------------|------------|-----------------|--------------|-----------------|
| 49003 | Structure Fires (110 - 123) | 1 | 25.00 % | 1,738 | 29.23 % |
| | Vehicle Fires (130 - 138) | 0 | 0.00 % | 950 | 15.98 % |
| Cedar Fort Fire Department | Outside Fires (140 - 173) | 3 | 75.00 % | 2,854 | 48.00 % |
| | All Other Fires (100) | 0 | 0.00 % | 404 | 6.79 % |
| Total Fires | | 4 | 100.00 % | 5,946 | 100.00 % |

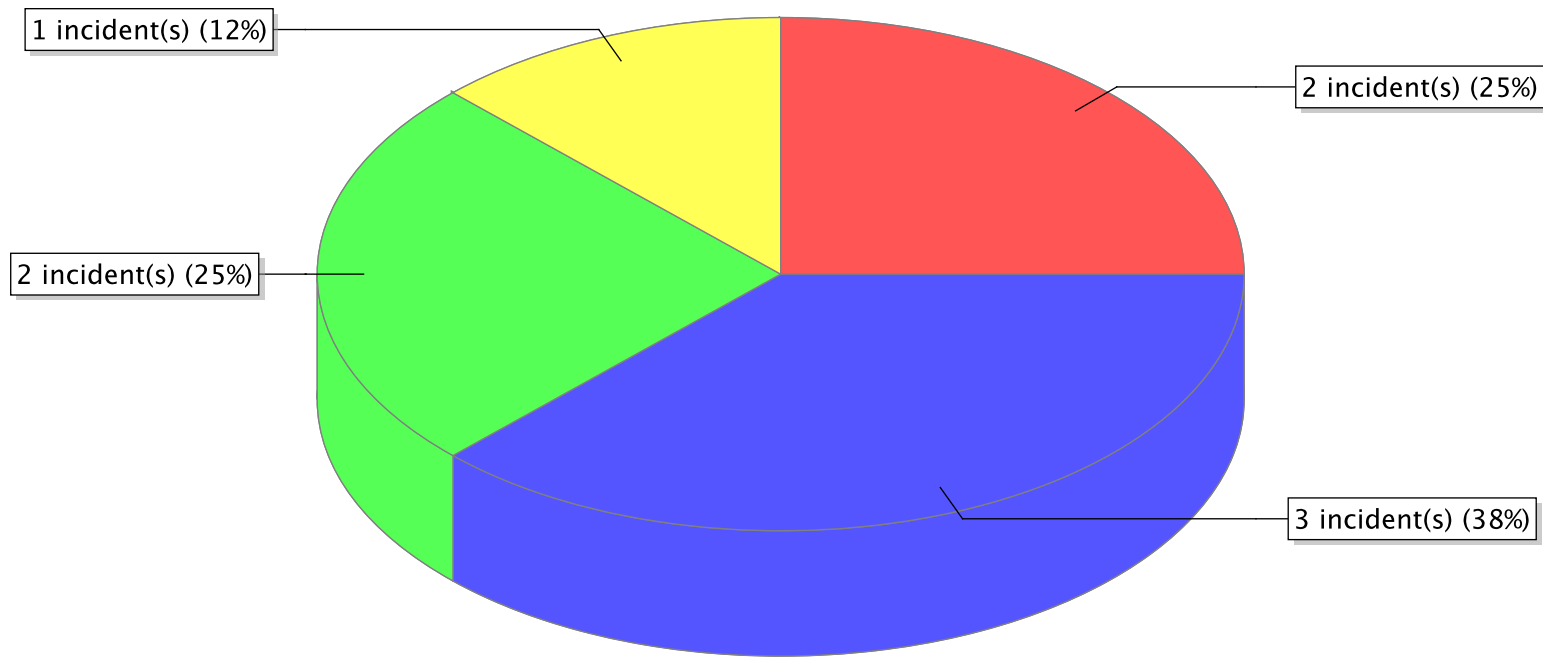


* Legend shows Incident Type followed by Description (description shortened to 25 characters).

Fire Report By FDID

Report Period: From 01/01/2016 to 12/31/2016

| FDID/FD Name | Fire Incident Type | # of Fires | % of Fires | Group Fires | % of Group |
|--------------------------------|-----------------------------|------------|-----------------|--------------|-----------------|
| 03009 | Structure Fires (110 - 123) | 3 | 37.50 % | 1,738 | 29.23 % |
| | Vehicle Fires (130 - 138) | 2 | 25.00 % | 950 | 15.98 % |
| Central Box Eldr Fire District | Outside Fires (140 - 173) | 1 | 12.50 % | 2,854 | 48.00 % |
| | All Other Fires (100) | 2 | 25.00 % | 404 | 6.79 % |
| Total Fires | | 8 | 100.00 % | 5,946 | 100.00 % |



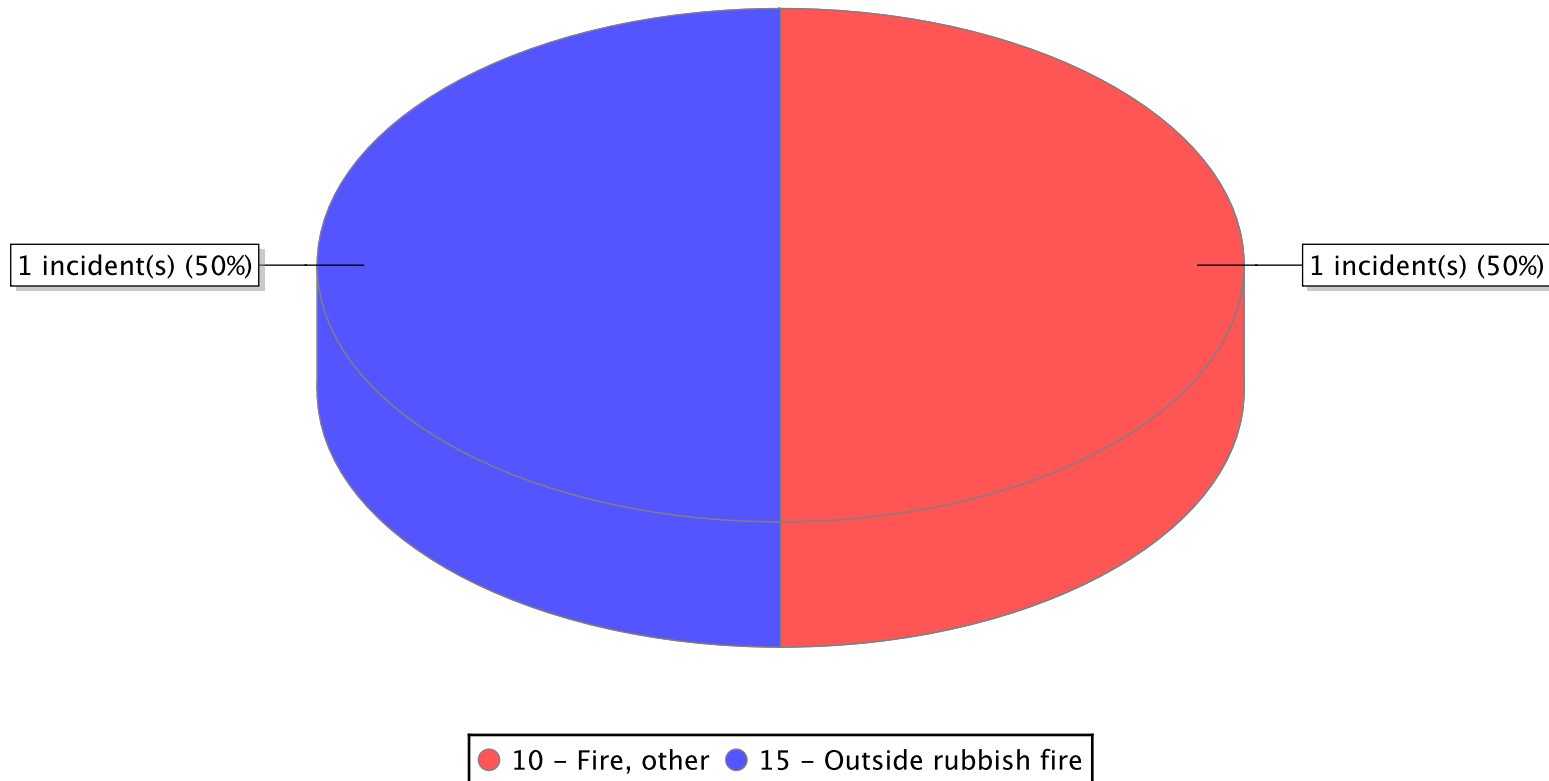
● 10 – Fire, other ● 11 – Structure Fire ● 13 – Mobile property (vehicle) fire ● 14 – Natural vegetation fire

* Legend shows Incident Type followed by Description (description shortened to 25 characters).

Fire Report By FDID

Report Period: From 01/01/2016 to 12/31/2016

| FDID/FD Name | Fire Incident Type | # of Fires | % of Fires | Group Fires | % of Group |
|-------------------------|-----------------------------|------------|-----------------|--------------|-----------------|
| 53019 | Structure Fires (110 - 123) | 0 | 0.00 % | 1,738 | 29.23 % |
| | Vehicle Fires (130 - 138) | 0 | 0.00 % | 950 | 15.98 % |
| Central Fire Department | Outside Fires (140 - 173) | 1 | 50.00 % | 2,854 | 48.00 % |
| | All Other Fires (100) | 1 | 50.00 % | 404 | 6.79 % |
| Total Fires | | 2 | 100.00 % | 5,946 | 100.00 % |

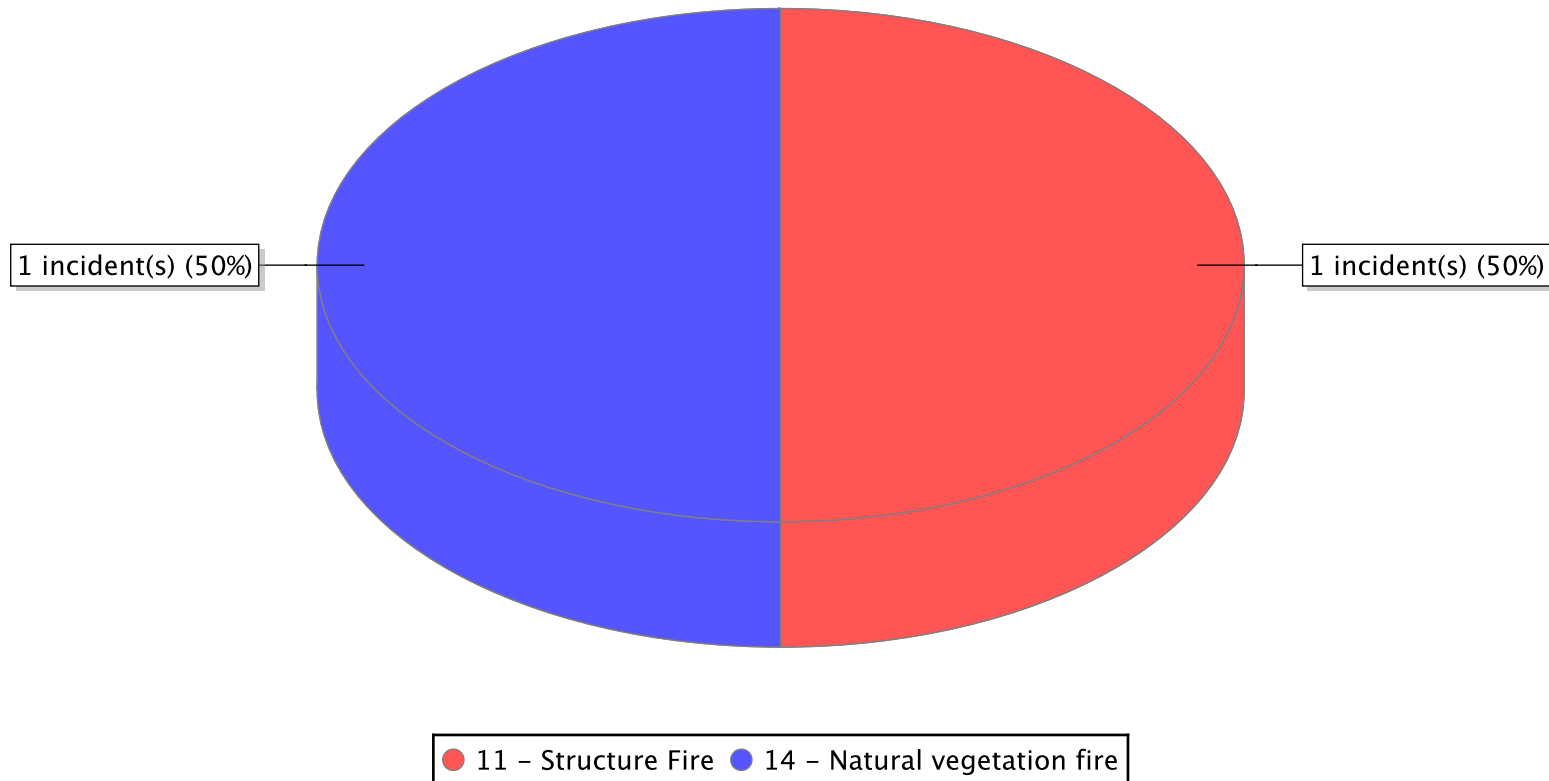


* Legend shows Incident Type followed by Description (description shortened to 25 characters).

Fire Report By FDID

Report Period: From 01/01/2016 to 12/31/2016

| FDID/FD Name | Fire Incident Type | # of Fires | % of Fires | Group Fires | % of Group |
|--------------------|-----------------------------|------------|-----------------|--------------|-----------------|
| 51001 | Structure Fires (110 - 123) | 1 | 50.00 % | 1,738 | 29.23 % |
| | Vehicle Fires (130 - 138) | 0 | 0.00 % | 950 | 15.98 % |
| Charleston FD | Outside Fires (140 - 173) | 1 | 50.00 % | 2,854 | 48.00 % |
| | All Other Fires (100) | 0 | 0.00 % | 404 | 6.79 % |
| Total Fires | | 2 | 100.00 % | 5,946 | 100.00 % |

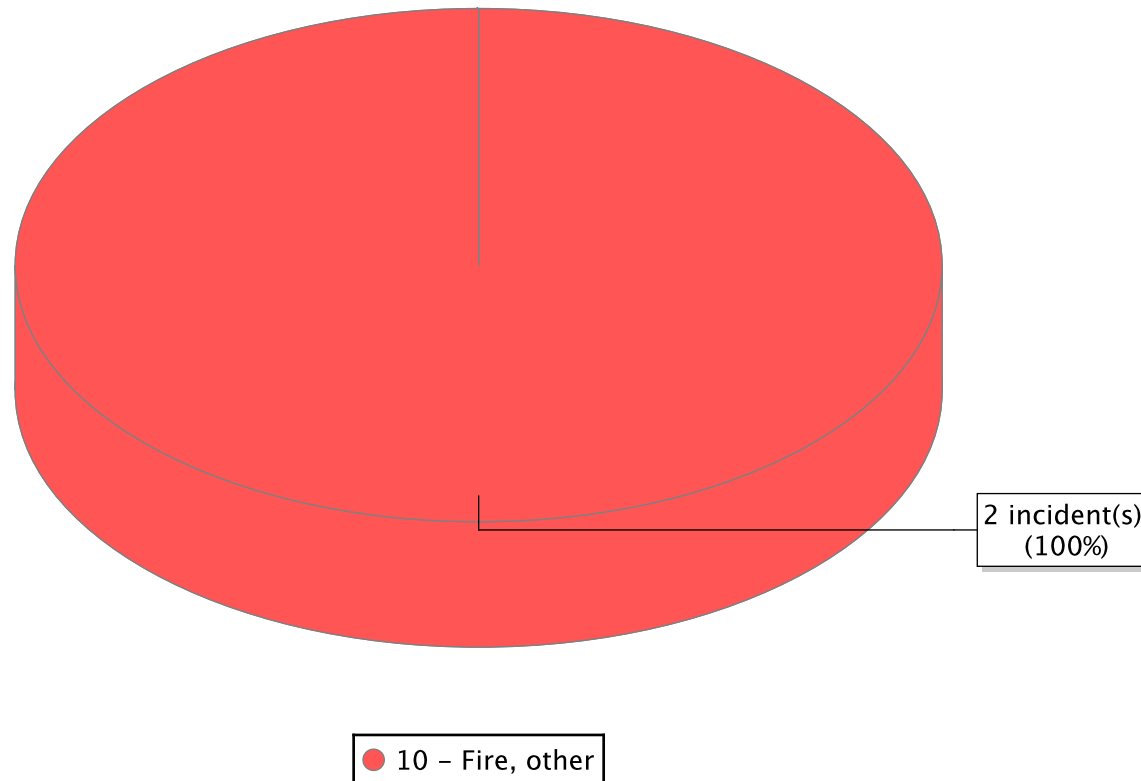


* Legend shows Incident Type followed by Description (description shortened to 25 characters).

Fire Report By FDID

Report Period: From 01/01/2016 to 12/31/2016

| FDID/FD Name | Fire Incident Type | # of Fires | % of Fires | Group Fires | % of Group |
|--------------------|-----------------------------|------------|-----------------|--------------|-----------------|
| 05003 | Structure Fires (110 - 123) | 0 | 0.00 % | 1,738 | 29.23 % |
| | Vehicle Fires (130 - 138) | 0 | 0.00 % | 950 | 15.98 % |
| Clarkston FD | Outside Fires (140 - 173) | 0 | 0.00 % | 2,854 | 48.00 % |
| | All Other Fires (100) | 2 | 100.00 % | 404 | 6.79 % |
| Total Fires | | 2 | 100.00 % | 5,946 | 100.00 % |

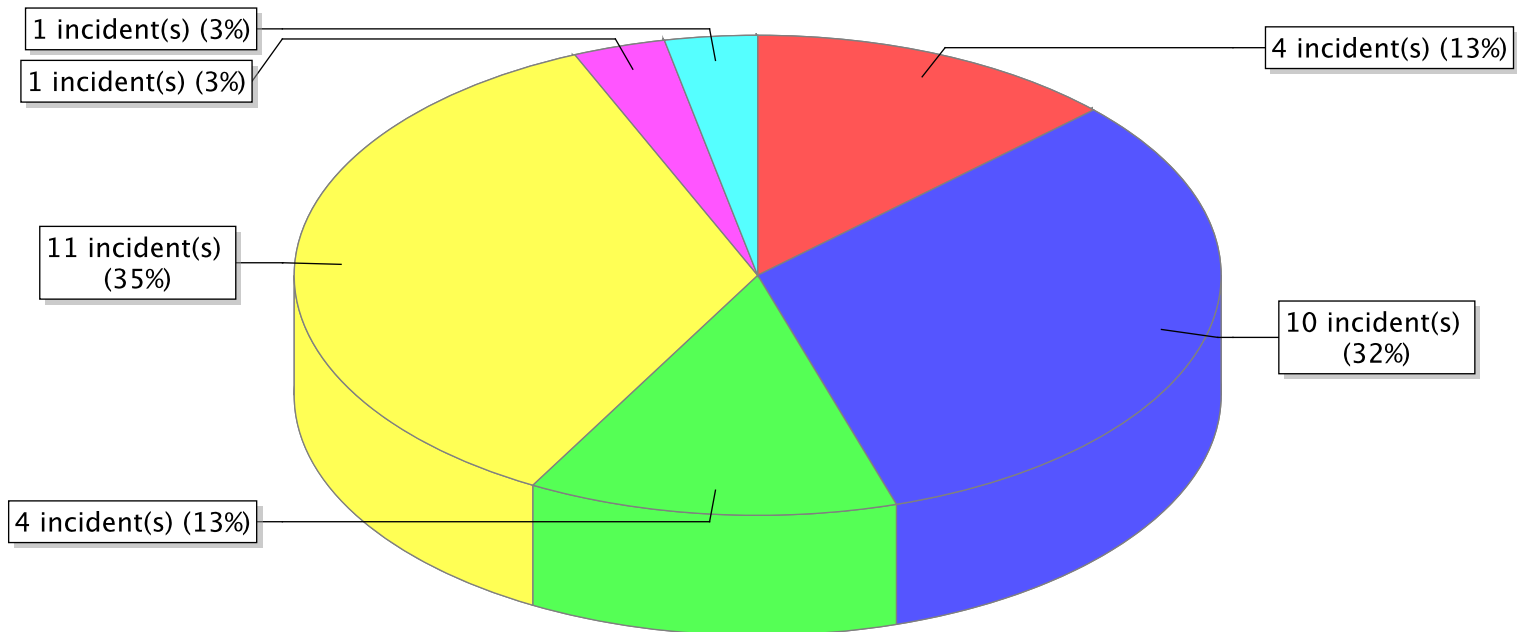


* Legend shows Incident Type followed by Description (description shortened to 25 characters).

Fire Report By FDID

Report Period: From 01/01/2016 to 12/31/2016

| FDID/FD Name | Fire Incident Type | # of Fires | % of Fires | Group Fires | % of Group |
|--------------------|-----------------------------|------------|-----------------|--------------|-----------------|
| 11004 | Structure Fires (110 - 123) | 10 | 32.26 % | 1,738 | 29.23 % |
| | Vehicle Fires (130 - 138) | 4 | 12.90 % | 950 | 15.98 % |
| Clinton FD | Outside Fires (140 - 173) | 13 | 41.94 % | 2,854 | 48.00 % |
| | All Other Fires (100) | 4 | 12.90 % | 404 | 6.79 % |
| Total Fires | | 31 | 100.00 % | 5,946 | 100.00 % |



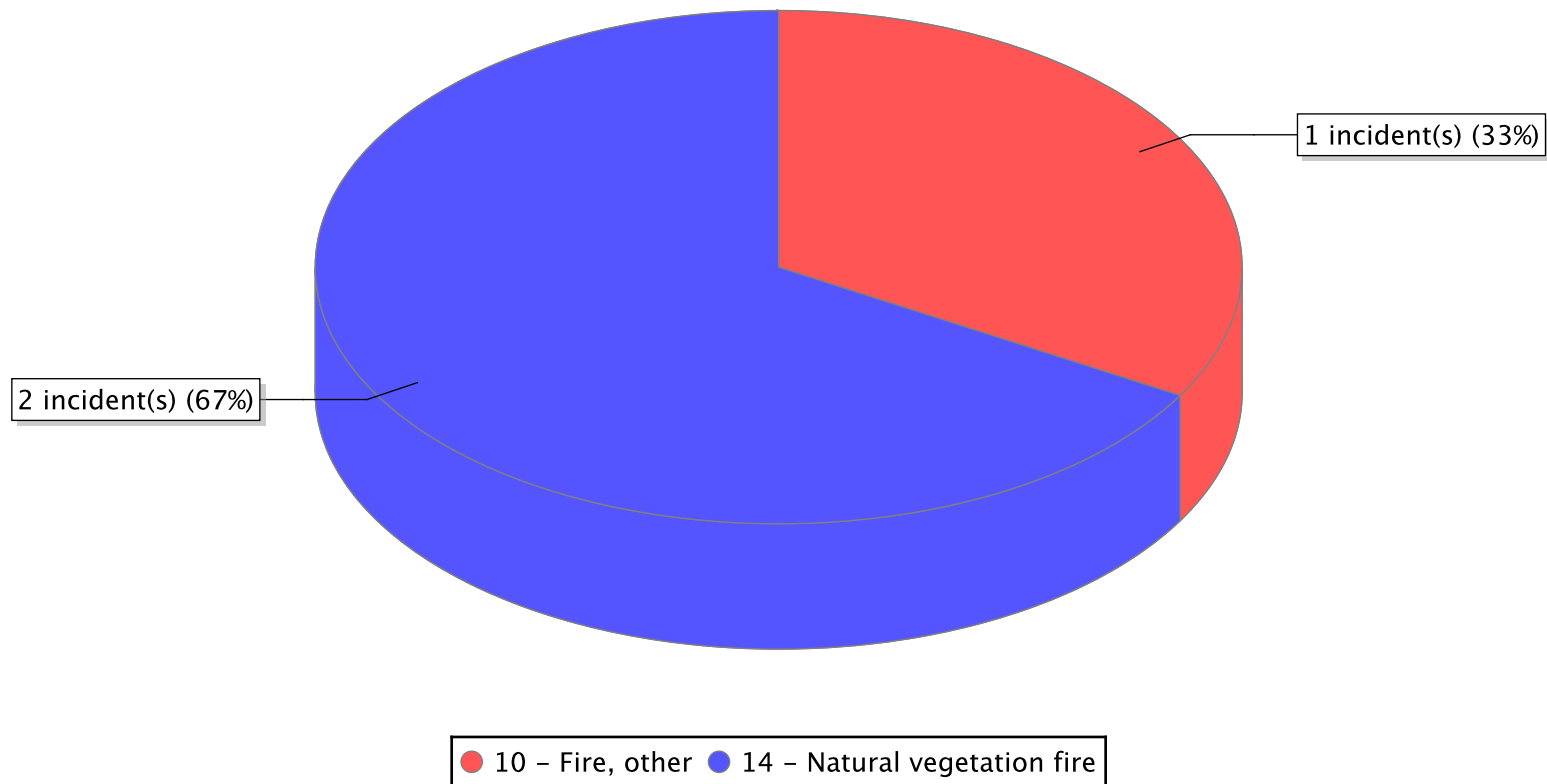
- 10 - Fire, other
- 11 - Structure Fire
- 13 - Mobile property (vehicle) fire
- 14 - Natural vegetation fire
- 15 - Outside rubbish fire
- 16 - Special outside fire

* Legend shows Incident Type followed by Description (description shortened to 25 characters).

Fire Report By FDID

Report Period: From 01/01/2016 to 12/31/2016

| FDID/FD Name | Fire Incident Type | # of Fires | % of Fires | Group Fires | % of Group |
|--------------------|-----------------------------|------------|-----------------|--------------|-----------------|
| 51012 | Structure Fires (110 - 123) | 0 | 0.00 % | 1,738 | 29.23 % |
| | Vehicle Fires (130 - 138) | 0 | 0.00 % | 950 | 15.98 % |
| Cloud Rim FD | Outside Fires (140 - 173) | 2 | 66.67 % | 2,854 | 48.00 % |
| | All Other Fires (100) | 1 | 33.33 % | 404 | 6.79 % |
| Total Fires | | 3 | 100.00 % | 5,946 | 100.00 % |

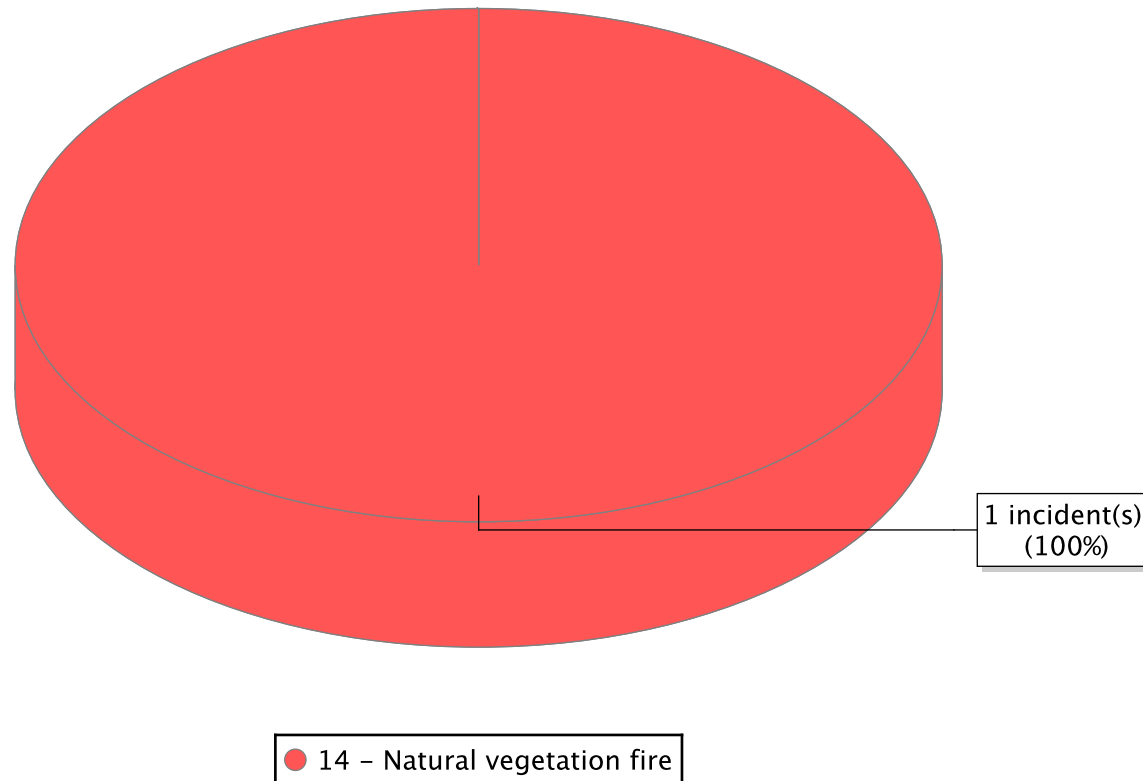


* Legend shows Incident Type followed by Description (description shortened to 25 characters).

Fire Report By FDID

Report Period: From 01/01/2016 to 12/31/2016

| FDID/FD Name | Fire Incident Type | # of Fires | % of Fires | Group Fires | % of Group |
|--------------------|-----------------------------|------------|-----------------|--------------|-----------------|
| 51018 | Structure Fires (110 - 123) | 0 | 0.00 % | 1,738 | 29.23 % |
| | Vehicle Fires (130 - 138) | 0 | 0.00 % | 950 | 15.98 % |
| Current Creek FD | Outside Fires (140 - 173) | 1 | 100.00 % | 2,854 | 48.00 % |
| | All Other Fires (100) | 0 | 0.00 % | 404 | 6.79 % |
| Total Fires | | 1 | 100.00 % | 5,946 | 100.00 % |

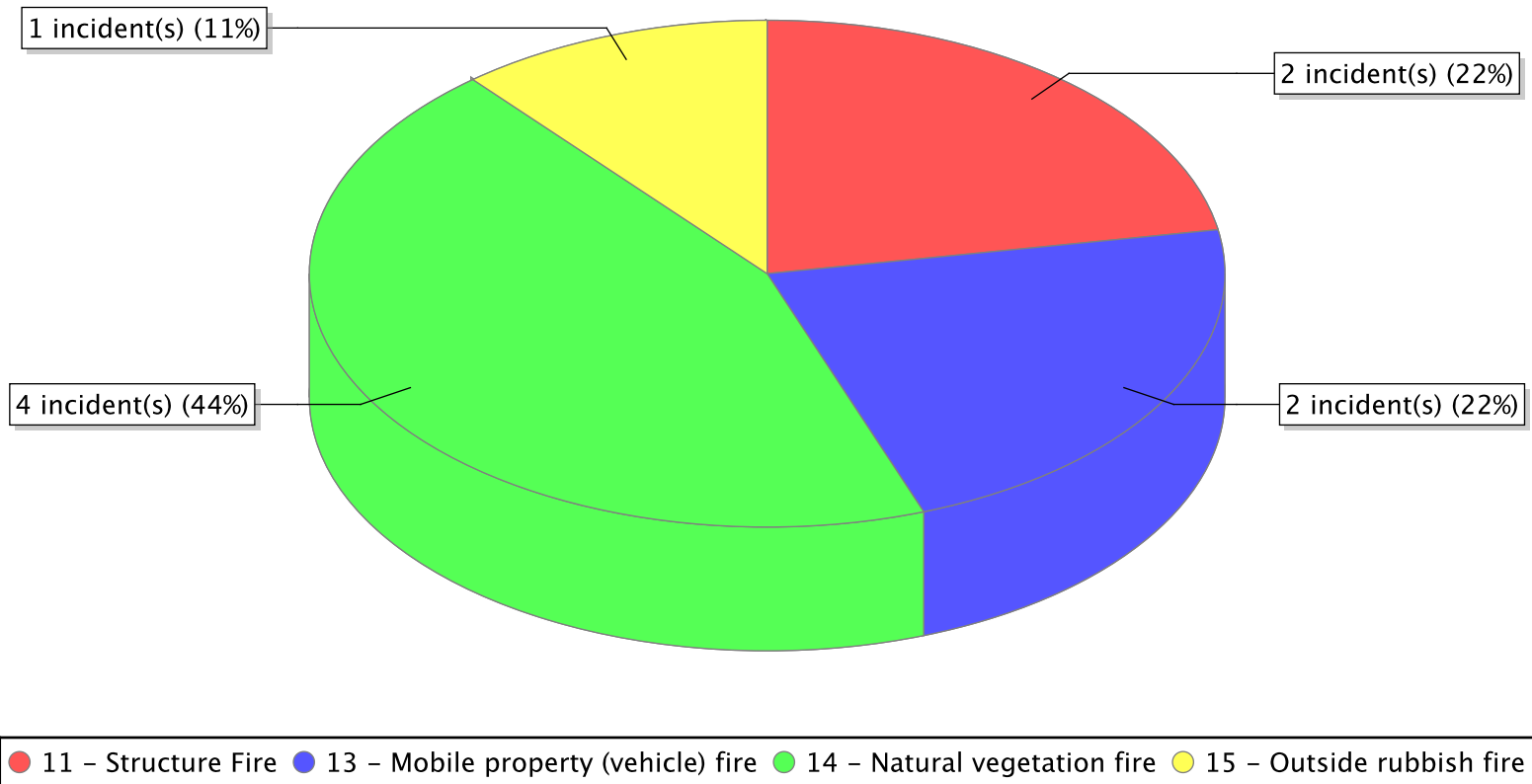


* Legend shows Incident Type followed by Description (description shortened to 25 characters).

Fire Report By FDID

Report Period: From 01/01/2016 to 12/31/2016

| FDID/FD Name | Fire Incident Type | # of Fires | % of Fires | Group Fires | % of Group |
|--------------------------|-----------------------------|------------|-----------------|--------------|-----------------|
| 53021 | Structure Fires (110 - 123) | 2 | 22.22 % | 1,738 | 29.23 % |
| | Vehicle Fires (130 - 138) | 2 | 22.22 % | 950 | 15.98 % |
| Diamond Valley Fire Dept | Outside Fires (140 - 173) | 5 | 55.56 % | 2,854 | 48.00 % |
| | All Other Fires (100) | 0 | 0.00 % | 404 | 6.79 % |
| Total Fires | | 9 | 100.00 % | 5,946 | 100.00 % |

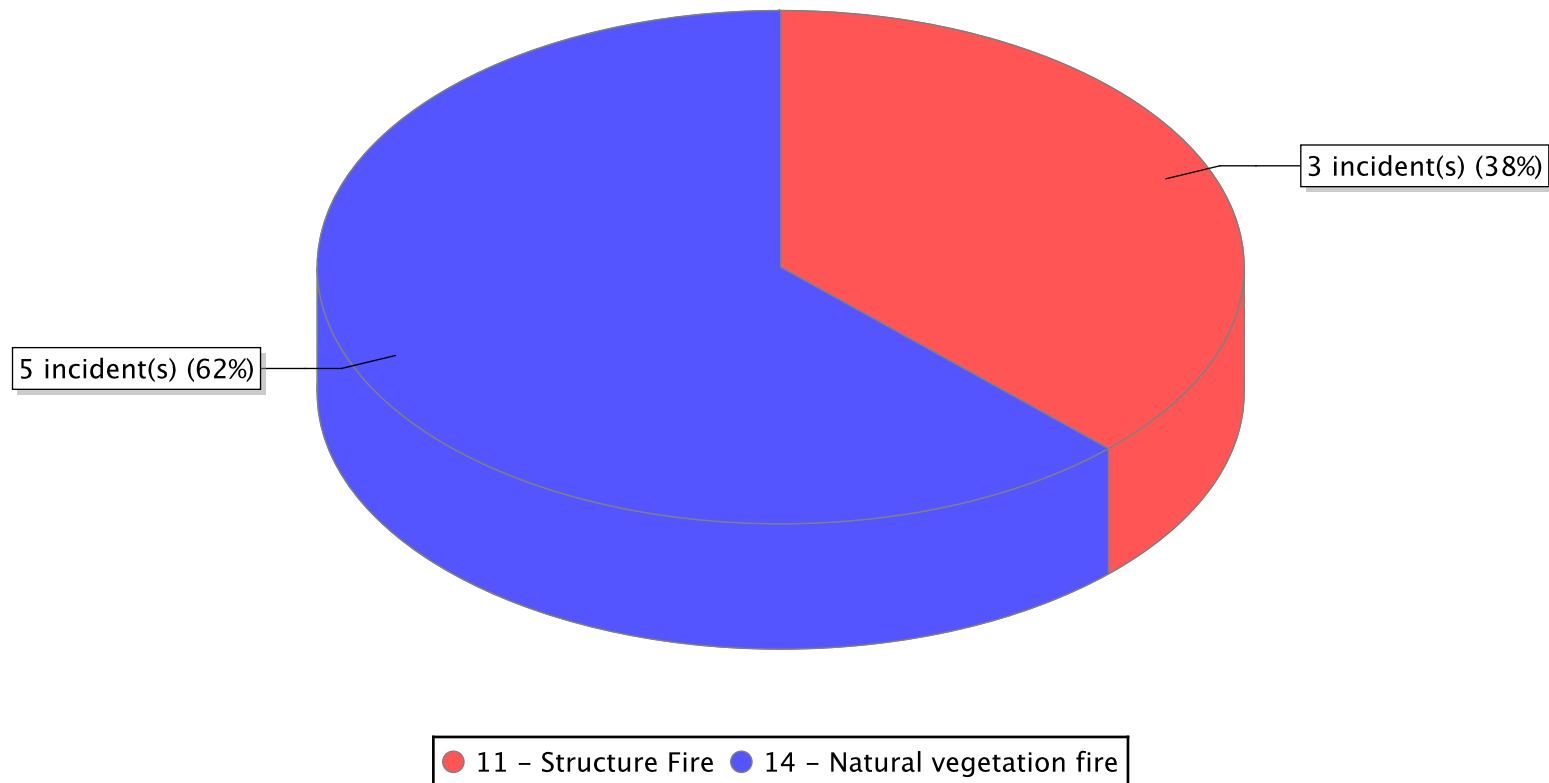


* Legend shows Incident Type followed by Description (description shortened to 25 characters).

Fire Report By FDID

Report Period: From 01/01/2016 to 12/31/2016

| FDID/FD Name | Fire Incident Type | # of Fires | % of Fires | Group Fires | % of Group |
|--------------------|-----------------------------|------------|-----------------|--------------|-----------------|
| 13002 | Structure Fires (110 - 123) | 3 | 37.50 % | 1,738 | 29.23 % |
| | Vehicle Fires (130 - 138) | 0 | 0.00 % | 950 | 15.98 % |
| Duchesne FD | Outside Fires (140 - 173) | 5 | 62.50 % | 2,854 | 48.00 % |
| | All Other Fires (100) | 0 | 0.00 % | 404 | 6.79 % |
| Total Fires | | 8 | 100.00 % | 5,946 | 100.00 % |

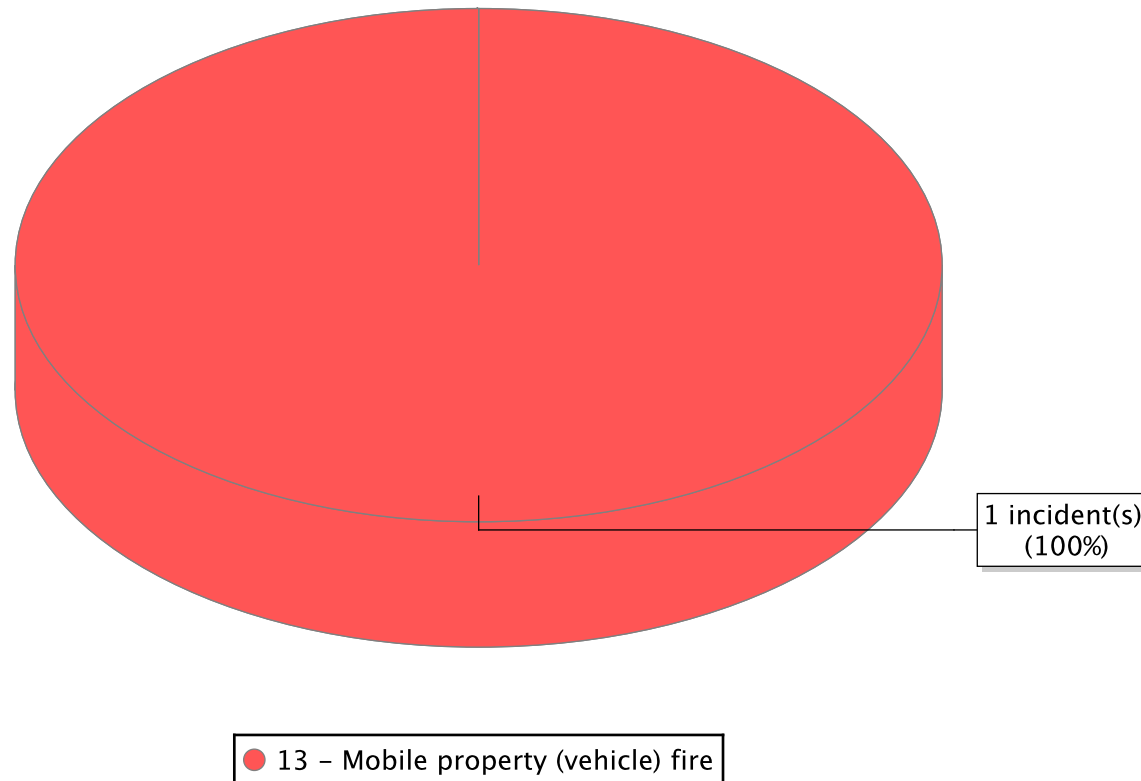


* Legend shows Incident Type followed by Description (description shortened to 25 characters).

Fire Report By FDID

Report Period: From 01/01/2016 to 12/31/2016

| FDID/FD Name | Fire Incident Type | # of Fires | % of Fires | Group Fires | % of Group |
|--------------------|-----------------------------|------------|-----------------|--------------|-----------------|
| 07002 | Structure Fires (110 - 123) | 0 | 0.00 % | 1,738 | 29.23 % |
| | Vehicle Fires (130 - 138) | 1 | 100.00 % | 950 | 15.98 % |
| East Carbon FD | Outside Fires (140 - 173) | 0 | 0.00 % | 2,854 | 48.00 % |
| | All Other Fires (100) | 0 | 0.00 % | 404 | 6.79 % |
| Total Fires | | 1 | 100.00 % | 5,946 | 100.00 % |

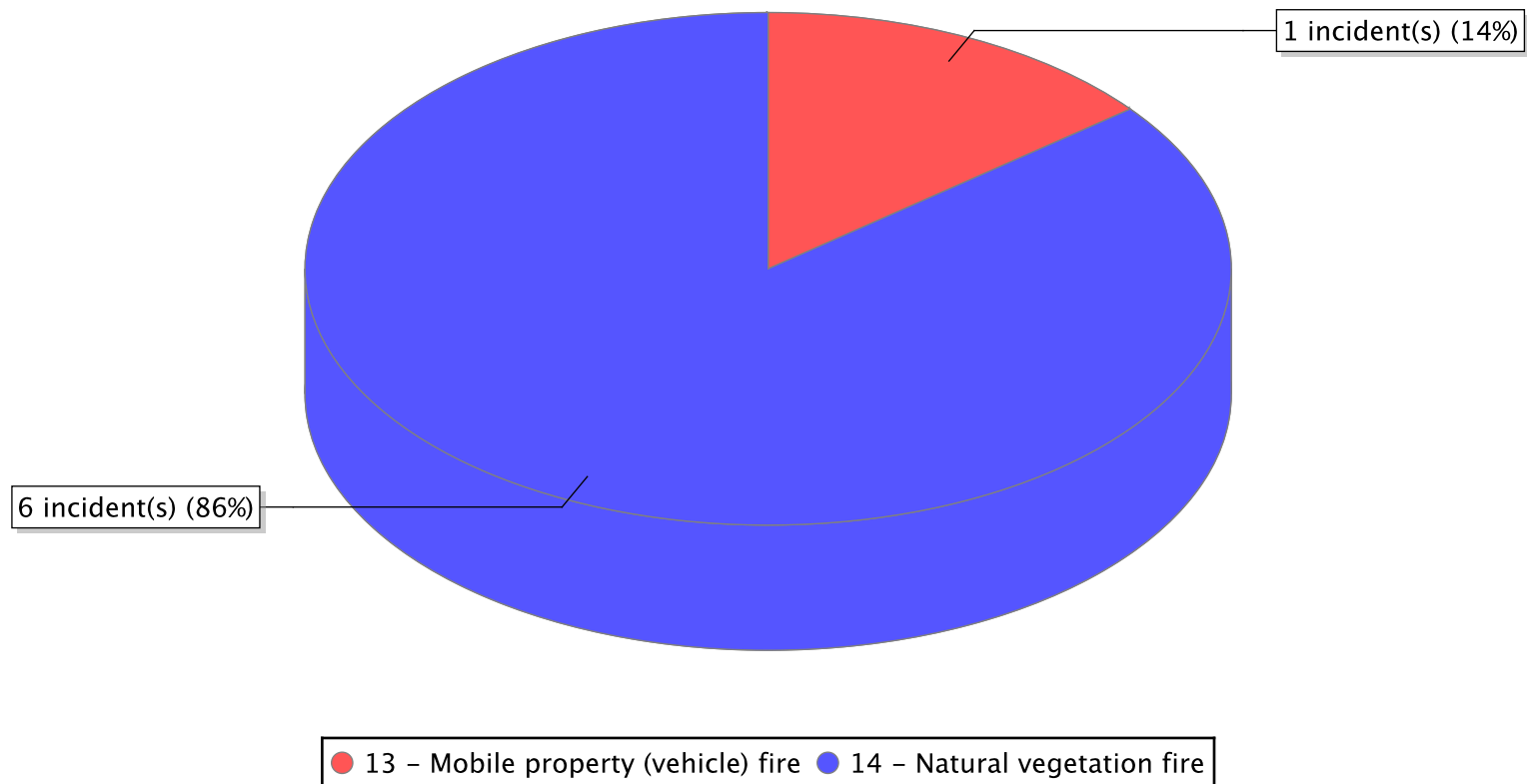


* Legend shows Incident Type followed by Description (description shortened to 25 characters).

Fire Report By FDID

Report Period: From 01/01/2016 to 12/31/2016

| FDID/FD Name | Fire Incident Type | # of Fires | % of Fires | Group Fires | % of Group |
|--------------------|-----------------------------|------------|-----------------|--------------|-----------------|
| 15003 | Structure Fires (110 - 123) | 0 | 0.00 % | 1,738 | 29.23 % |
| | Vehicle Fires (130 - 138) | 1 | 14.29 % | 950 | 15.98 % |
| Elmo FD | Outside Fires (140 - 173) | 6 | 85.71 % | 2,854 | 48.00 % |
| | All Other Fires (100) | 0 | 0.00 % | 404 | 6.79 % |
| Total Fires | | 7 | 100.00 % | 5,946 | 100.00 % |

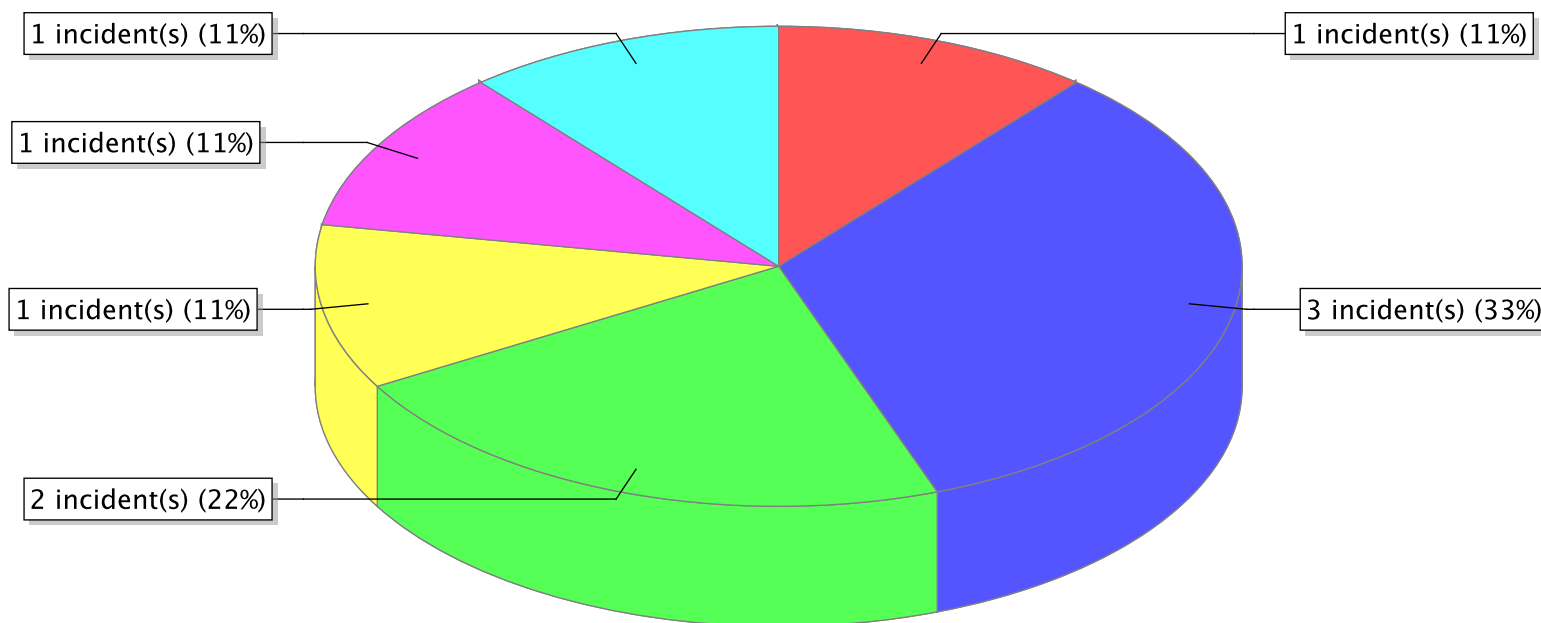


* Legend shows Incident Type followed by Description (description shortened to 25 characters).

Fire Report By FDID

Report Period: From 01/01/2016 to 12/31/2016

| FDID/FD Name | Fire Incident Type | # of Fires | % of Fires | Group Fires | % of Group |
|--------------------|-----------------------------|------------|-----------------|--------------|-----------------|
| 41003 | Structure Fires (110 - 123) | 5 | 55.56 % | 1,738 | 29.23 % |
| | Vehicle Fires (130 - 138) | 1 | 11.11 % | 950 | 15.98 % |
| Elsinore FD | Outside Fires (140 - 173) | 2 | 22.22 % | 2,854 | 48.00 % |
| | All Other Fires (100) | 1 | 11.11 % | 404 | 6.79 % |
| Total Fires | | 9 | 100.00 % | 5,946 | 100.00 % |



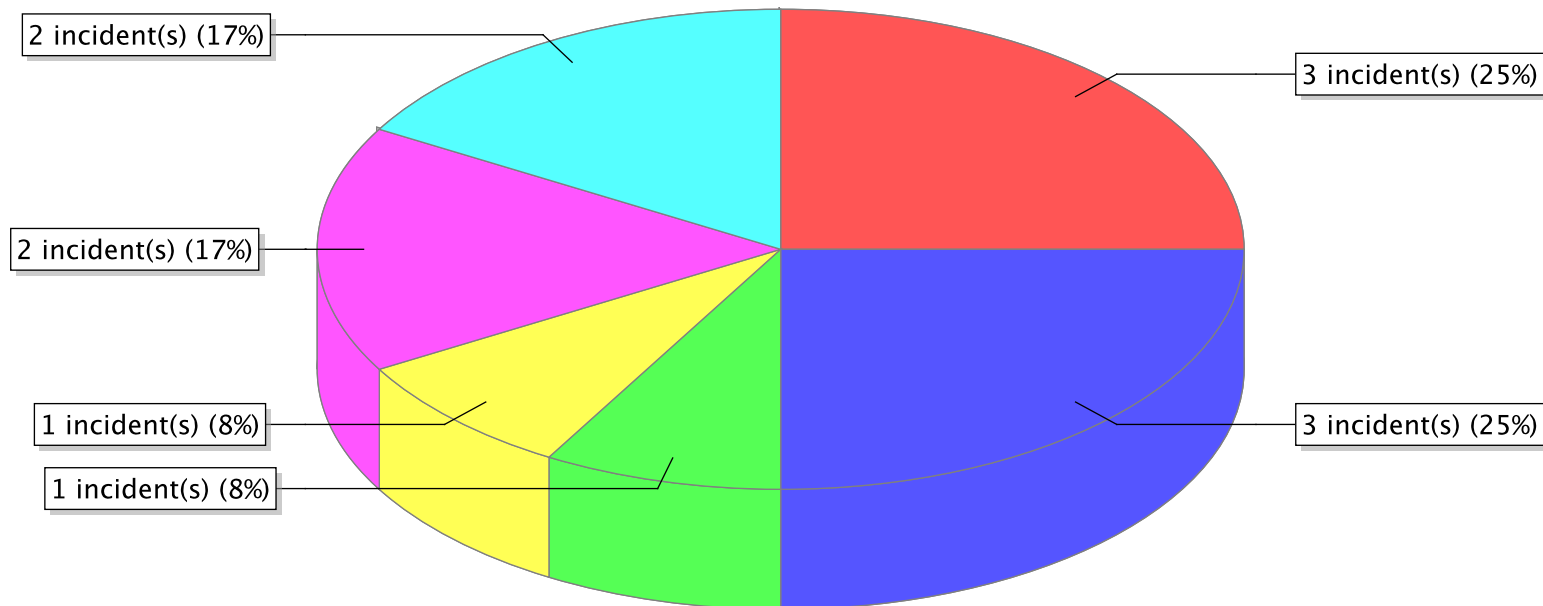
● 10 – Fire, other
 ● 11 – Structure Fire
 ● 12 – Fire in mobile property used as a fixed structure
 ● 13 – Mobile property (vehicle) fire
 ● 14 – Natural vegetation fire
 ● 15 – Outside rubbish fire

* Legend shows Incident Type followed by Description (description shortened to 25 characters).

Fire Report By FDID

Report Period: From 01/01/2016 to 12/31/2016

| FDID/FD Name | Fire Incident Type | # of Fires | % of Fires | Group Fires | % of Group |
|-------------------------|-----------------------------|------------|-----------------|--------------|-----------------|
| 39002 | Structure Fires (110 - 123) | 4 | 33.33 % | 1,738 | 29.23 % |
| | Vehicle Fires (130 - 138) | 1 | 8.33 % | 950 | 15.98 % |
| Ephraim Fire Department | Outside Fires (140 - 173) | 4 | 33.33 % | 2,854 | 48.00 % |
| | All Other Fires (100) | 3 | 25.00 % | 404 | 6.79 % |
| | Total Fires | 12 | 100.00 % | 5,946 | 100.00 % |



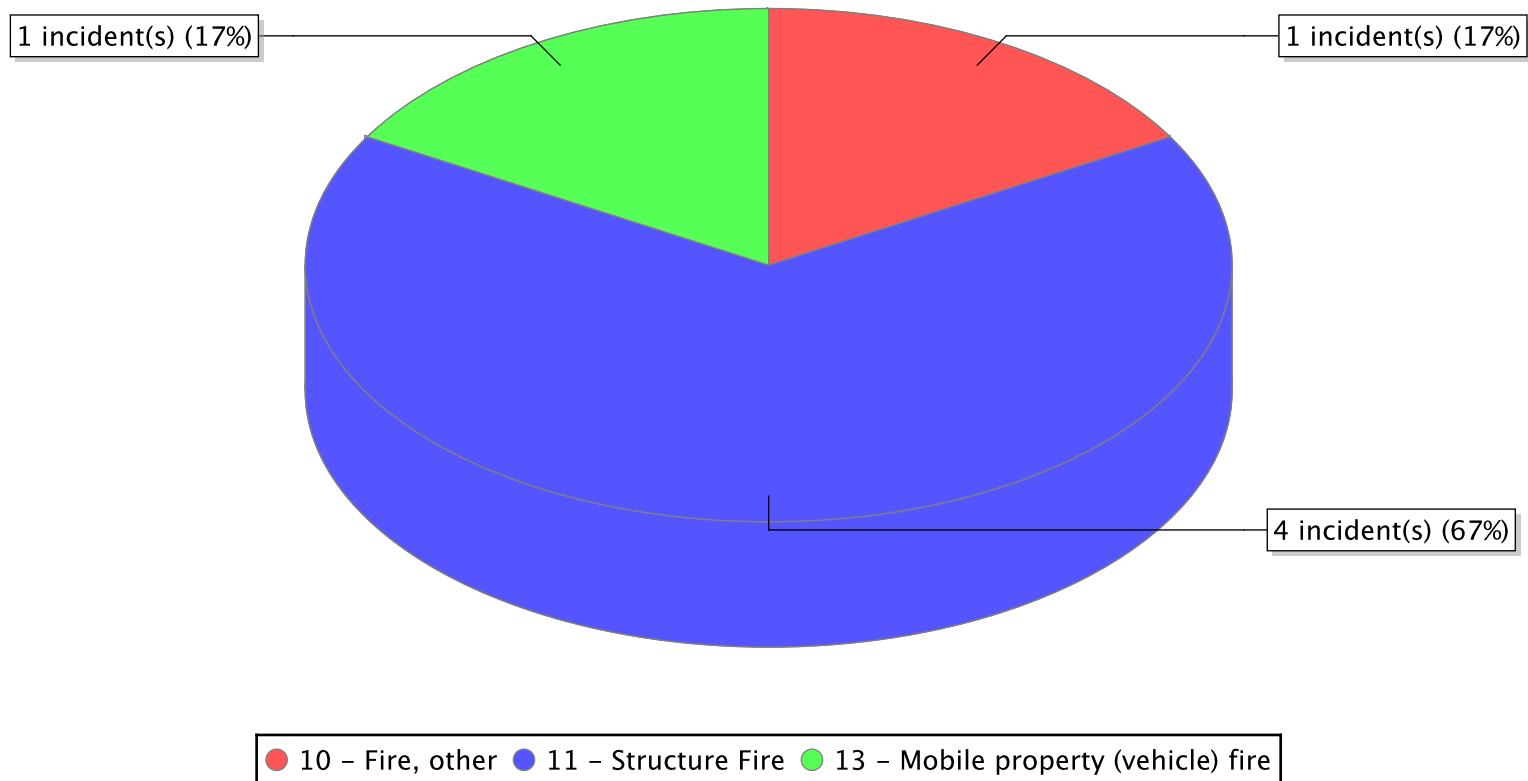
- 10 - Fire, other
- 11 - Structure Fire
- 12 - Fire in mobile property used as a fixed structure
- 13 - Mobile property (vehicle) fire
- 14 - Natural vegetation fire
- 15 - Outside rubbish fire

* Legend shows Incident Type followed by Description (description shortened to 25 characters).

Fire Report By FDID

Report Period: From 01/01/2016 to 12/31/2016

| FDID/FD Name | Fire Incident Type | # of Fires | % of Fires | Group Fires | % of Group |
|--------------------|-----------------------------|------------|-----------------|--------------|-----------------|
| 23001 | Structure Fires (110 - 123) | 4 | 66.67 % | 1,738 | 29.23 % |
| | Vehicle Fires (130 - 138) | 1 | 16.67 % | 950 | 15.98 % |
| Eureka FD | Outside Fires (140 - 173) | 0 | 0.00 % | 2,854 | 48.00 % |
| | All Other Fires (100) | 1 | 16.67 % | 404 | 6.79 % |
| Total Fires | | 6 | 100.00 % | 5,946 | 100.00 % |

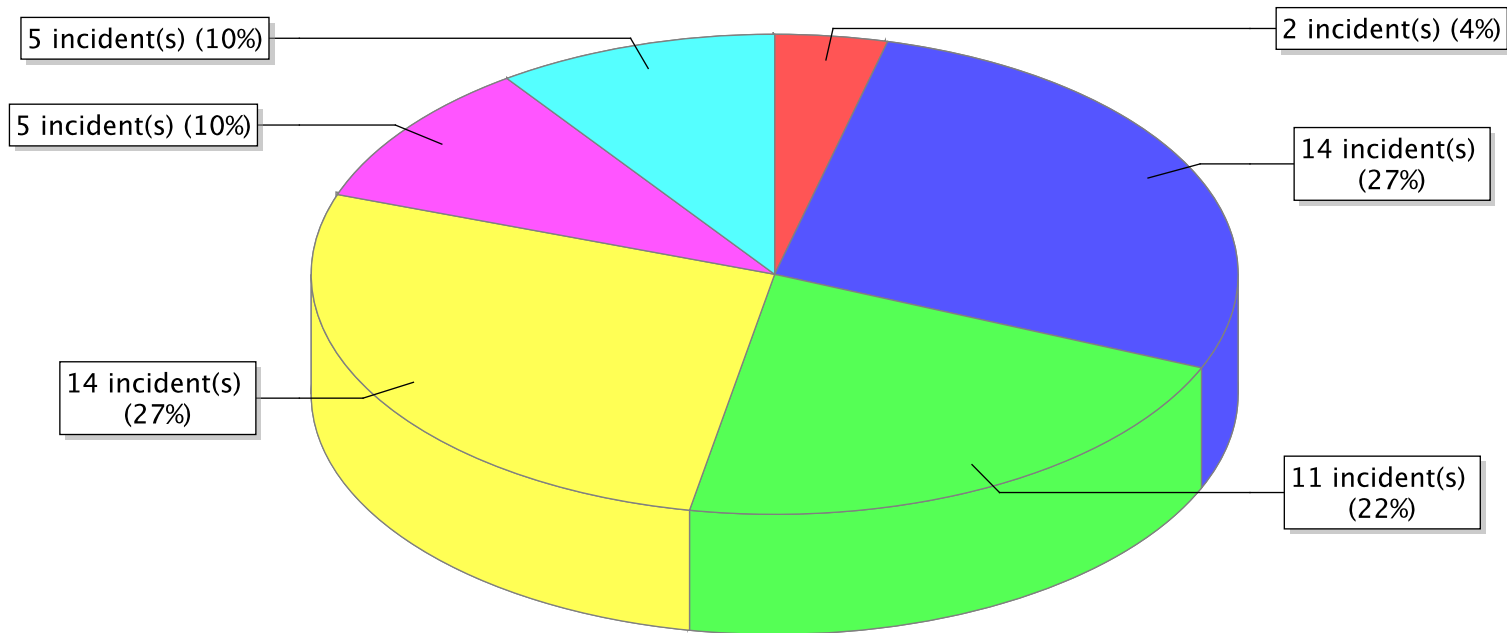


* Legend shows Incident Type followed by Description (description shortened to 25 characters).

Fire Report By FDID

Report Period: From 01/01/2016 to 12/31/2016

| FDID/FD Name | Fire Incident Type | # of Fires | % of Fires | Group Fires | % of Group |
|--------------------|-----------------------------|------------|-----------------|--------------|-----------------|
| 11006 | Structure Fires (110 - 123) | 14 | 27.45 % | 1,738 | 29.23 % |
| | Vehicle Fires (130 - 138) | 11 | 21.57 % | 950 | 15.98 % |
| Farmington FD | Outside Fires (140 - 173) | 24 | 47.06 % | 2,854 | 48.00 % |
| | All Other Fires (100) | 2 | 3.92 % | 404 | 6.79 % |
| Total Fires | | 51 | 100.00 % | 5,946 | 100.00 % |



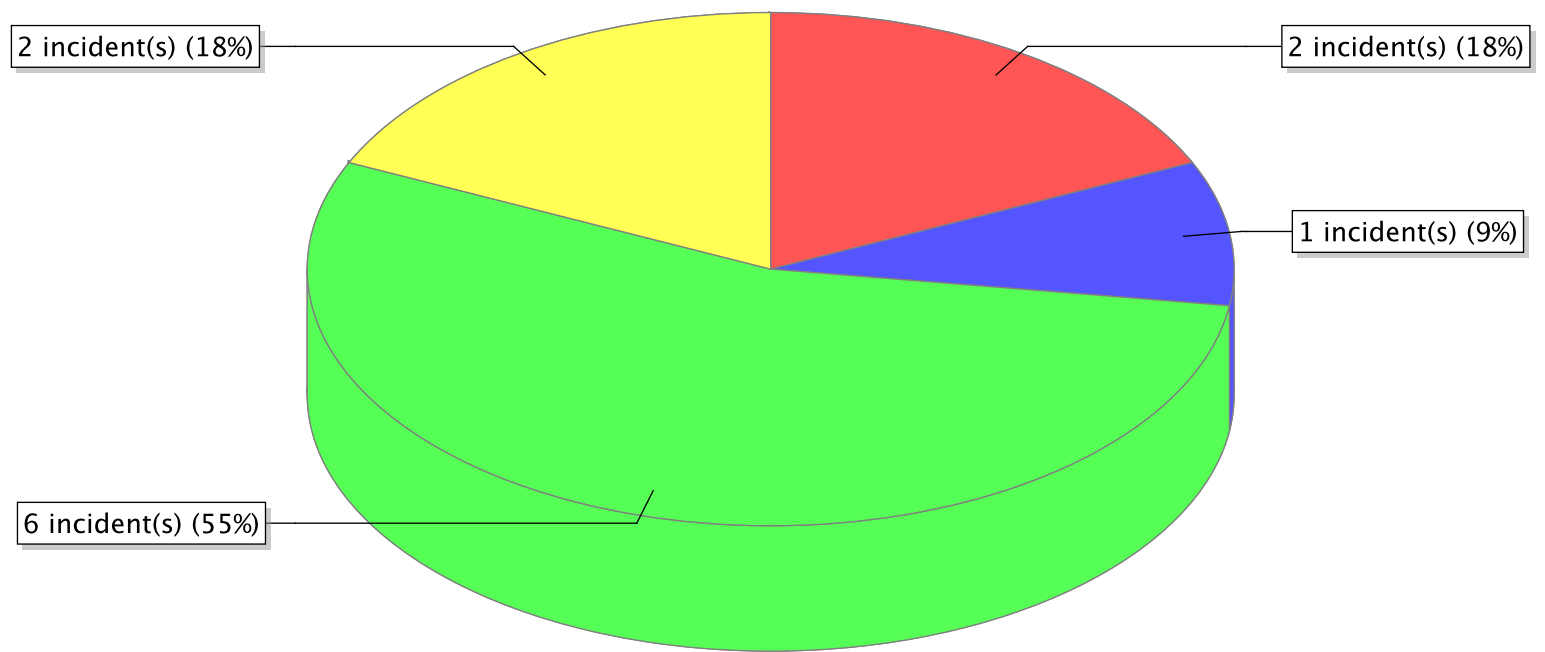
- 10 - Fire, other
- 11 - Structure Fire
- 13 - Mobile property (vehicle) fire
- 14 - Natural vegetation fire
- 15 - Outside rubbish fire
- 16 - Special outside fire

* Legend shows Incident Type followed by Description (description shortened to 25 characters).

Fire Report By FDID

Report Period: From 01/01/2016 to 12/31/2016

| FDID/FD Name | Fire Incident Type | # of Fires | % of Fires | Group Fires | % of Group |
|--------------------|-----------------------------|------------|-----------------|--------------|-----------------|
| 15006 | Structure Fires (110 - 123) | 2 | 18.18 % | 1,738 | 29.23 % |
| | Vehicle Fires (130 - 138) | 1 | 9.09 % | 950 | 15.98 % |
| Ferron FD | Outside Fires (140 - 173) | 8 | 72.73 % | 2,854 | 48.00 % |
| | All Other Fires (100) | 0 | 0.00 % | 404 | 6.79 % |
| Total Fires | | 11 | 100.00 % | 5,946 | 100.00 % |



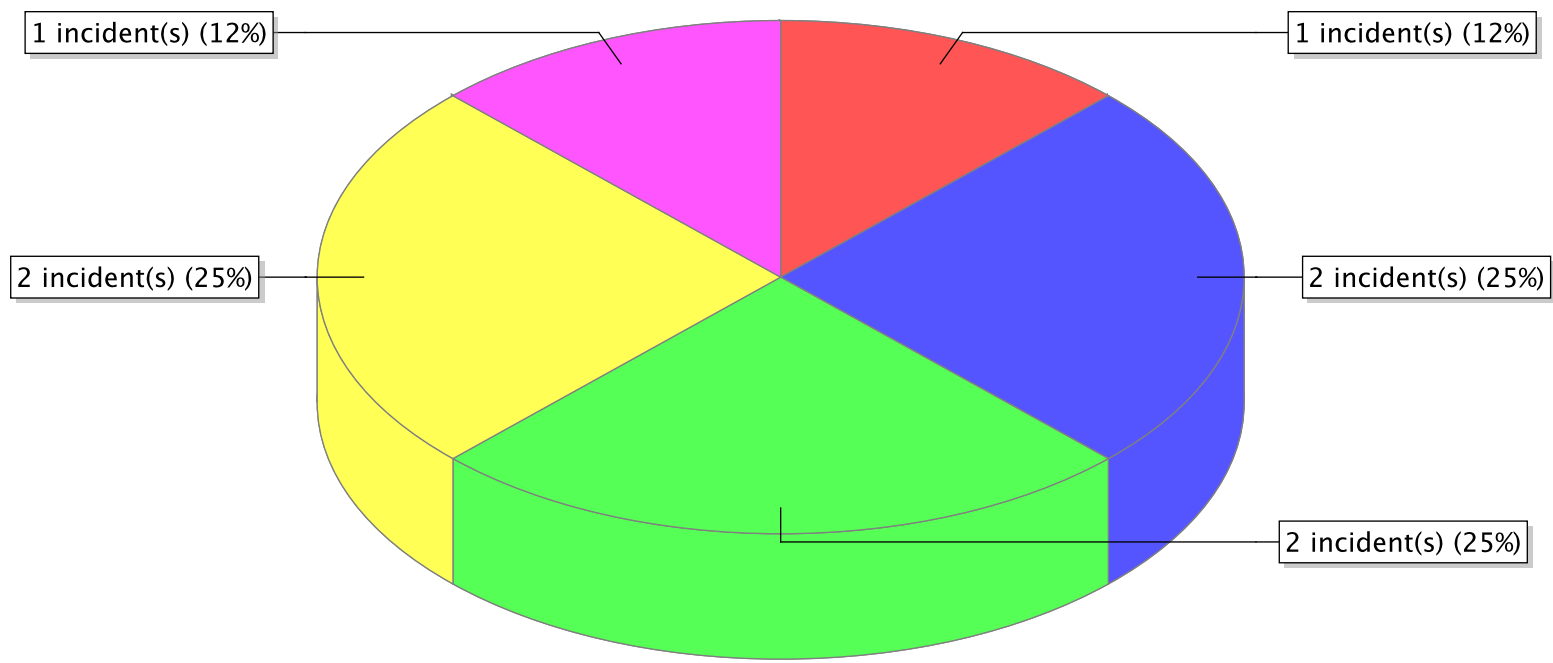
● 11 - Structure Fire ● 13 - Mobile property (vehicle) fire ● 14 - Natural vegetation fire ● 15 - Outside rubbish fire

* Legend shows Incident Type followed by Description (description shortened to 25 characters).

Fire Report By FDID

Report Period: From 01/01/2016 to 12/31/2016

| FDID/FD Name | Fire Incident Type | # of Fires | % of Fires | Group Fires | % of Group |
|--------------------|-----------------------------|------------|-----------------|--------------|-----------------|
| 03007 | Structure Fires (110 - 123) | 2 | 25.00 % | 1,738 | 29.23 % |
| | Vehicle Fires (130 - 138) | 2 | 25.00 % | 950 | 15.98 % |
| Fielding FD | Outside Fires (140 - 173) | 3 | 37.50 % | 2,854 | 48.00 % |
| | All Other Fires (100) | 1 | 12.50 % | 404 | 6.79 % |
| Total Fires | | 8 | 100.00 % | 5,946 | 100.00 % |



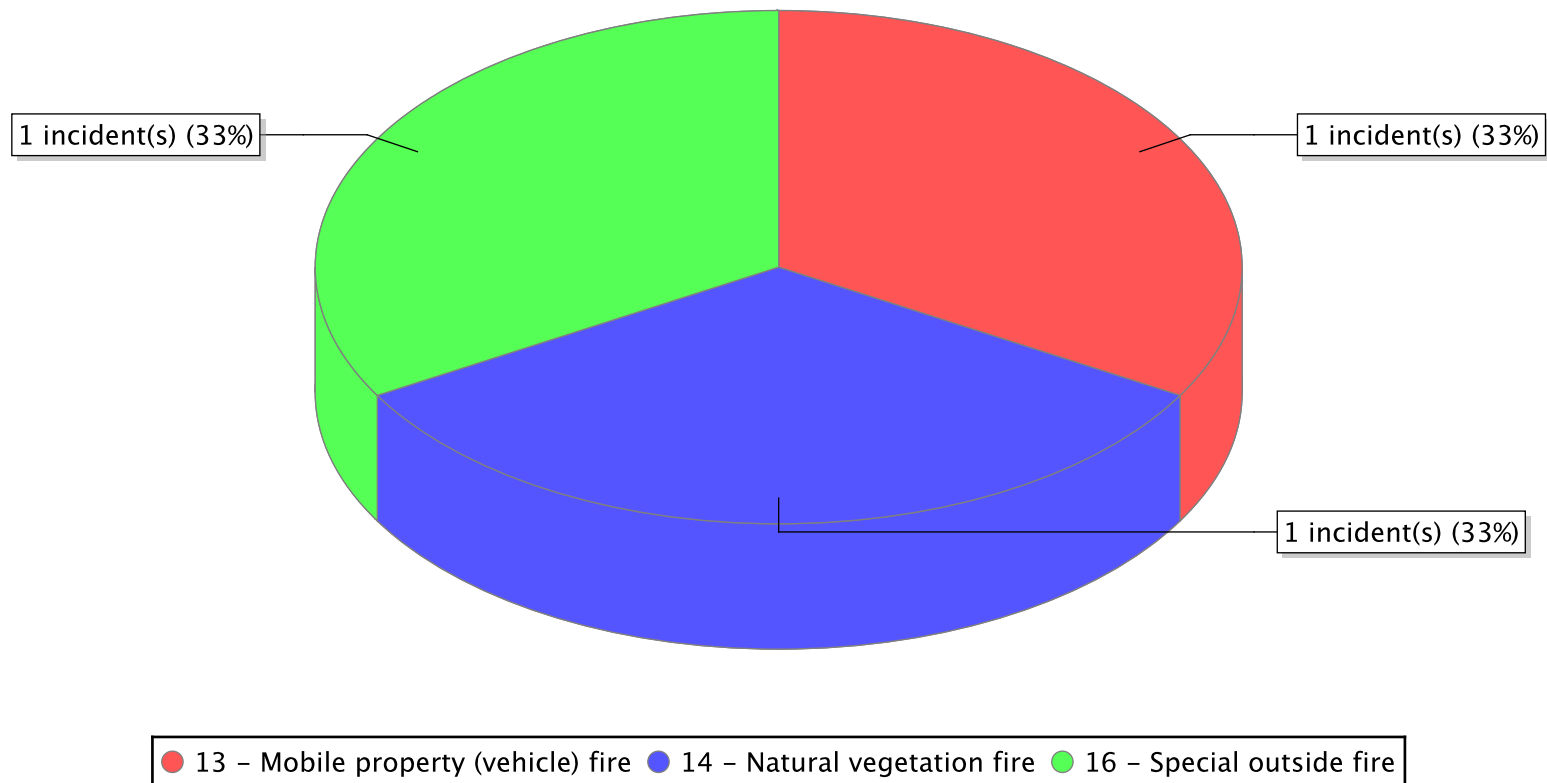
● 10 – Fire, other ● 11 – Structure Fire ● 13 – Mobile property (vehicle) fire ● 14 – Natural vegetation fire ● 15 – Outside rubbish fire

* Legend shows Incident Type followed by Description (description shortened to 25 characters).

Fire Report By FDID

Report Period: From 01/01/2016 to 12/31/2016

| FDID/FD Name | Fire Incident Type | # of Fires | % of Fires | Group Fires | % of Group |
|--------------------------------|-----------------------------|------------|-----------------|--------------|-----------------|
| 39005 | Structure Fires (110 - 123) | 0 | 0.00 % | 1,738 | 29.23 % |
| | Vehicle Fires (130 - 138) | 1 | 33.33 % | 950 | 15.98 % |
| Fountain Green Fire Department | Outside Fires (140 - 173) | 2 | 66.67 % | 2,854 | 48.00 % |
| | All Other Fires (100) | 0 | 0.00 % | 404 | 6.79 % |
| Total Fires | | 3 | 100.00 % | 5,946 | 100.00 % |

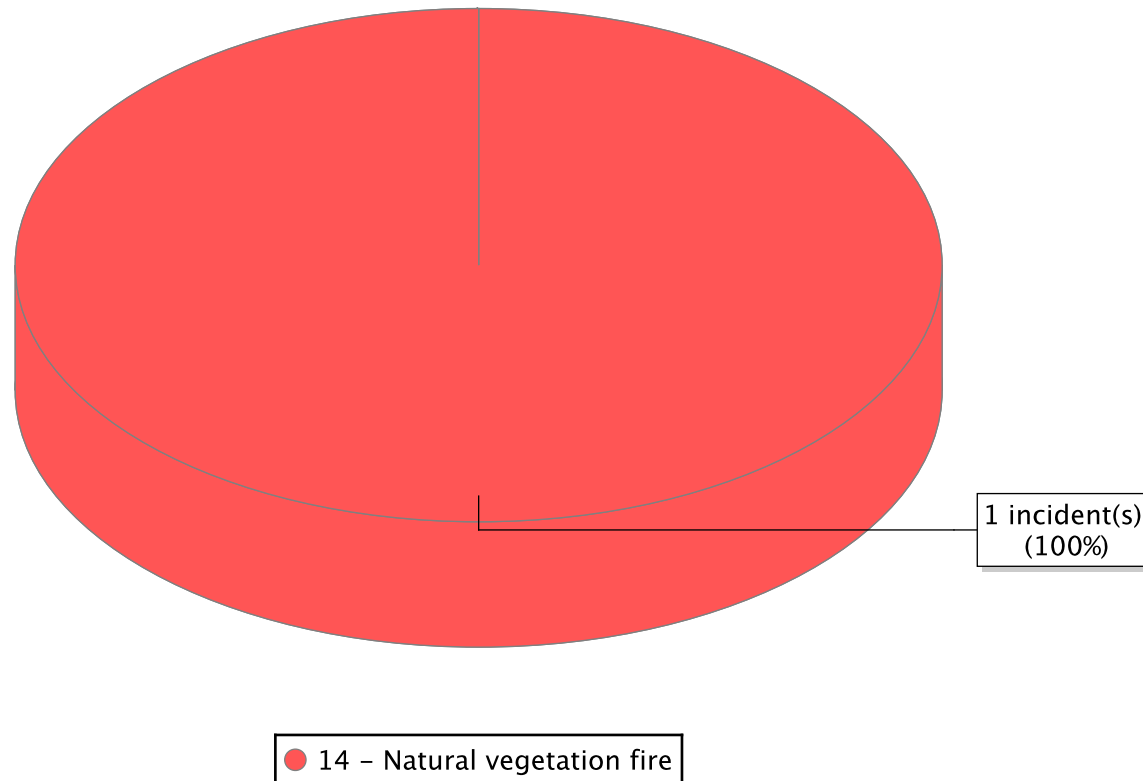


* Legend shows Incident Type followed by Description (description shortened to 25 characters).

Fire Report By FDID

Report Period: From 01/01/2016 to 12/31/2016

| FDID/FD Name | Fire Incident Type | # of Fires | % of Fires | Group Fires | % of Group |
|-------------------------|-----------------------------|------------|-----------------|--------------|-----------------|
| 13009 | Structure Fires (110 - 123) | 0 | 0.00 % | 1,738 | 29.23 % |
| | Vehicle Fires (130 - 138) | 0 | 0.00 % | 950 | 15.98 % |
| Fruitland Vol Fire Dept | Outside Fires (140 - 173) | 1 | 100.00 % | 2,854 | 48.00 % |
| | All Other Fires (100) | 0 | 0.00 % | 404 | 6.79 % |
| Total Fires | | 1 | 100.00 % | 5,946 | 100.00 % |

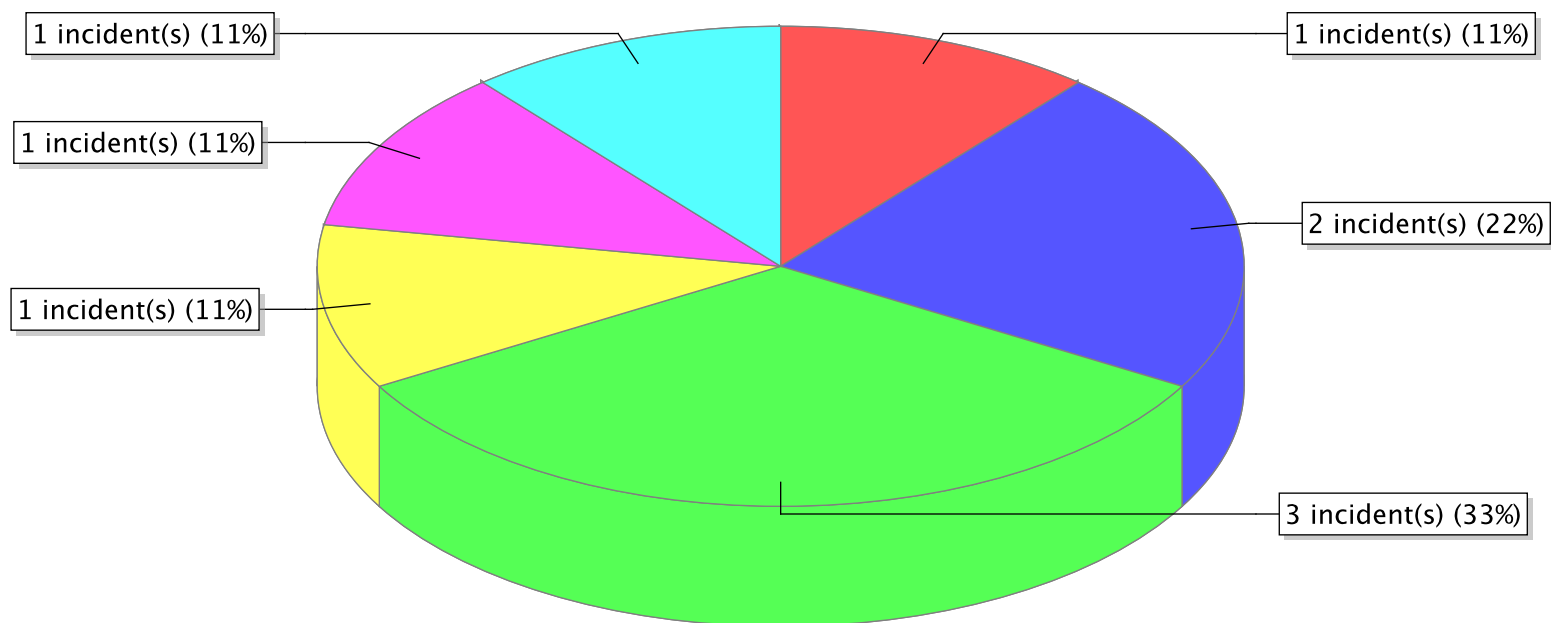


* Legend shows Incident Type followed by Description (description shortened to 25 characters).

Fire Report By FDID

Report Period: From 01/01/2016 to 12/31/2016

| FDID/FD Name | Fire Incident Type | # of Fires | % of Fires | Group Fires | % of Group |
|--------------------|-----------------------------|------------|-----------------|--------------|-----------------|
| 03008 | Structure Fires (110 - 123) | 1 | 11.11 % | 1,738 | 29.23 % |
| | Vehicle Fires (130 - 138) | 2 | 22.22 % | 950 | 15.98 % |
| Garland FD | Outside Fires (140 - 173) | 6 | 66.67 % | 2,854 | 48.00 % |
| | All Other Fires (100) | 0 | 0.00 % | 404 | 6.79 % |
| Total Fires | | 9 | 100.00 % | 5,946 | 100.00 % |



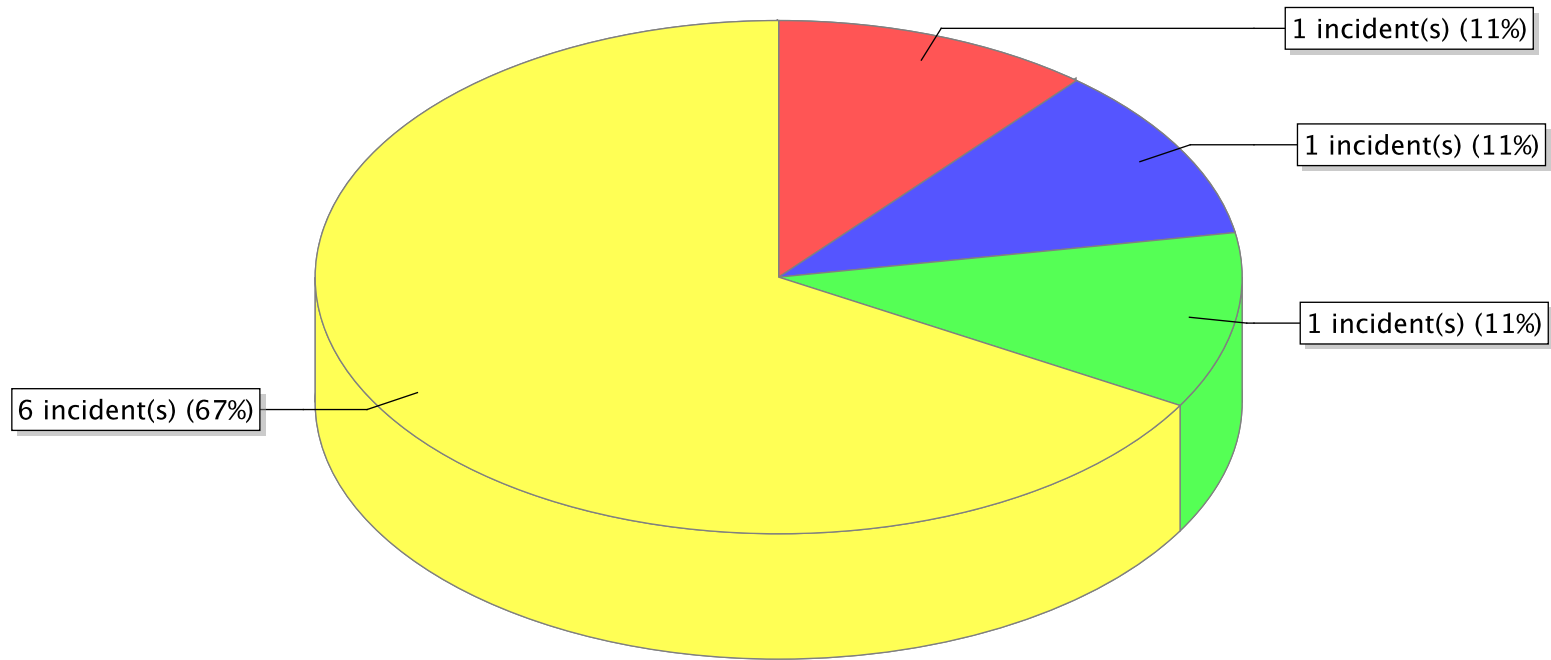
- 11 - Structure Fire
- 13 - Mobile property (vehicle) fire
- 14 - Natural vegetation fire
- 15 - Outside rubbish fire
- 16 - Special outside fire
- 17 - Cultivated vegetation, crop fire

* Legend shows Incident Type followed by Description (description shortened to 25 characters).

Fire Report By FDID

Report Period: From 01/01/2016 to 12/31/2016

| FDID/FD Name | Fire Incident Type | # of Fires | % of Fires | Group Fires | % of Group |
|------------------------|-----------------------------|------------|-----------------|--------------|-----------------|
| 49004 | Structure Fires (110 - 123) | 1 | 11.11 % | 1,738 | 29.23 % |
| | Vehicle Fires (130 - 138) | 1 | 11.11 % | 950 | 15.98 % |
| Genola Fire Department | Outside Fires (140 - 173) | 6 | 66.67 % | 2,854 | 48.00 % |
| | All Other Fires (100) | 1 | 11.11 % | 404 | 6.79 % |
| Total Fires | | 9 | 100.00 % | 5,946 | 100.00 % |



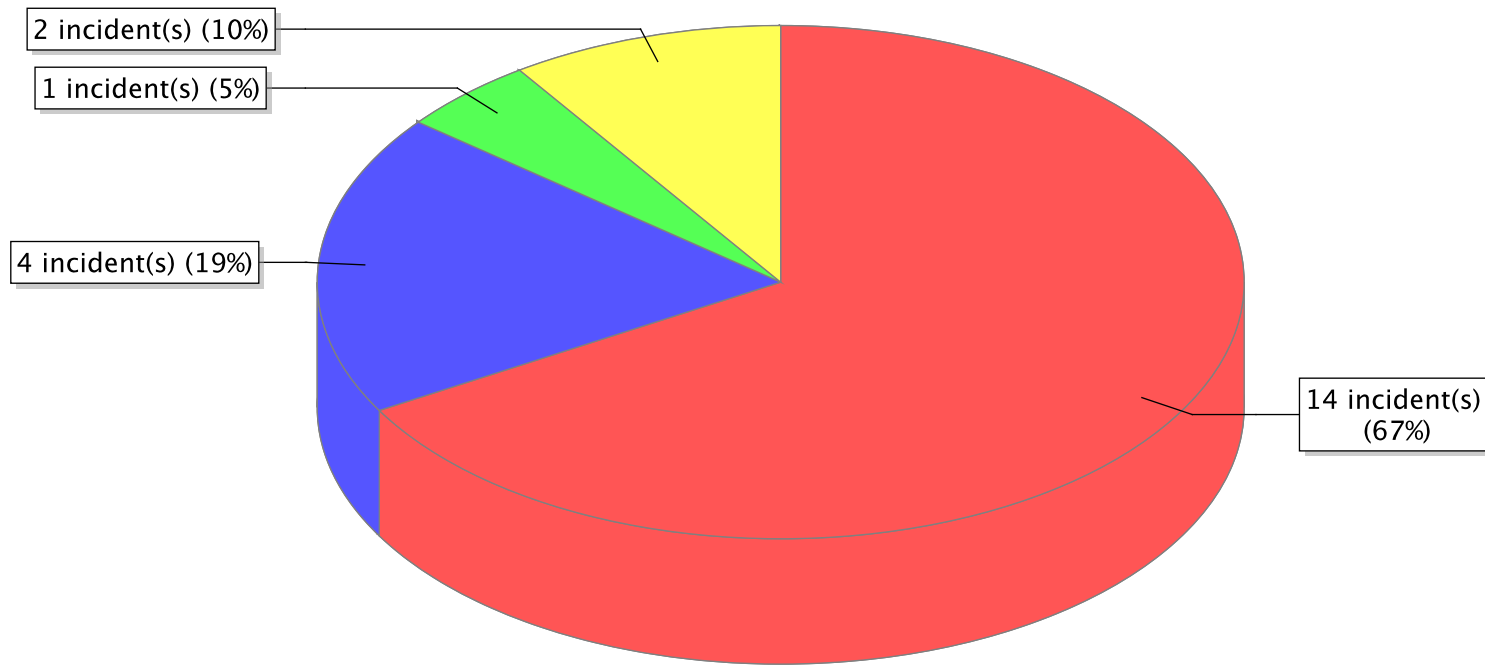
● 10 - Fire, other ● 11 - Structure Fire ● 13 - Mobile property (vehicle) fire ● 14 - Natural vegetation fire

* Legend shows Incident Type followed by Description (description shortened to 25 characters).

Fire Report By FDID

Report Period: From 01/01/2016 to 12/31/2016

| FDID/FD Name | Fire Incident Type | # of Fires | % of Fires | Group Fires | % of Group |
|--------------------|-----------------------------|------------|-----------------|--------------|-----------------|
| 15007 | Structure Fires (110 - 123) | 0 | 0.00 % | 1,738 | 29.23 % |
| | Vehicle Fires (130 - 138) | 14 | 66.67 % | 950 | 15.98 % |
| Green River FD | Outside Fires (140 - 173) | 7 | 33.33 % | 2,854 | 48.00 % |
| | All Other Fires (100) | 0 | 0.00 % | 404 | 6.79 % |
| Total Fires | | 21 | 100.00 % | 5,946 | 100.00 % |



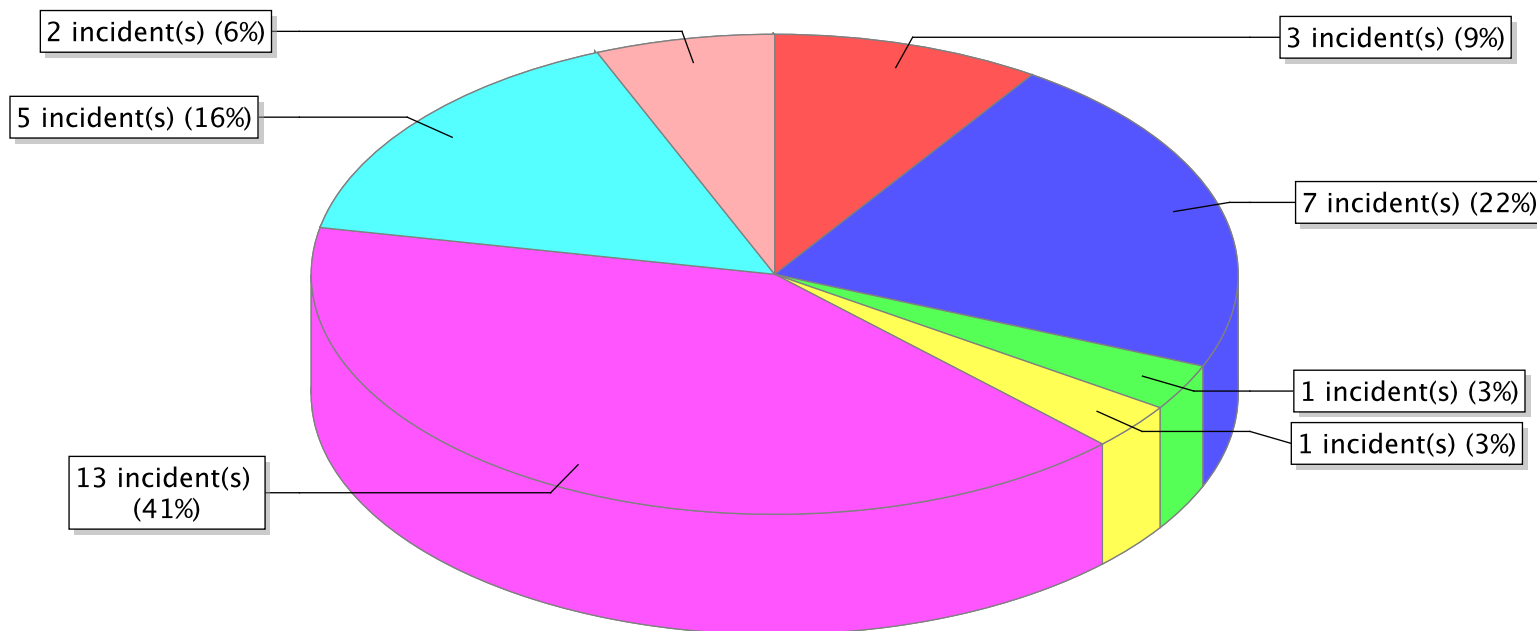
● 13 - Mobile property (vehicle) fire ● 14 - Natural vegetation fire ● 15 - Outside rubbish fire ● 17 - Cultivated vegetation, crop fire

* Legend shows Incident Type followed by Description (description shortened to 25 characters).

Fire Report By FDID

Report Period: From 01/01/2016 to 12/31/2016

| FDID/FD Name | Fire Incident Type | # of Fires | % of Fires | Group Fires | % of Group |
|--------------------------|-----------------------------|------------|-----------------|--------------|-----------------|
| 39006 | Structure Fires (110 - 123) | 8 | 25.00 % | 1,738 | 29.23 % |
| | Vehicle Fires (130 - 138) | 1 | 3.12 % | 950 | 15.98 % |
| Gunnison Fire Department | Outside Fires (140 - 173) | 20 | 62.50 % | 2,854 | 48.00 % |
| | All Other Fires (100) | 3 | 9.38 % | 404 | 6.79 % |
| | Total Fires | 32 | 100.00 % | 5,946 | 100.00 % |



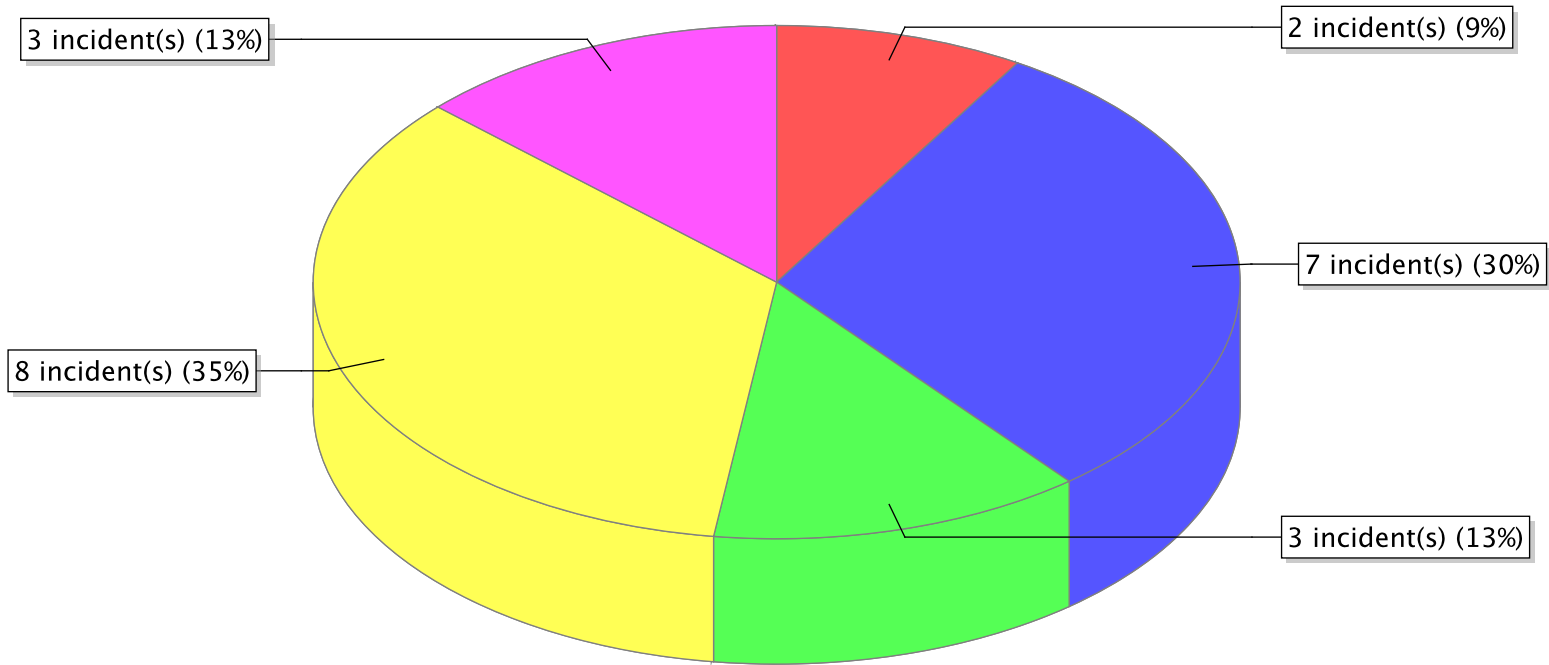
- 10 - Fire, other ● 11 - Structure Fire ● 12 - Fire in mobile property used as a fixed structure ● 13 - Mobile property (vehicle) fire
- 14 - Natural vegetation fire ● 15 - Outside rubbish fire ● 17 - Cultivated vegetation, crop fire

* Legend shows Incident Type followed by Description (description shortened to 25 characters).

Fire Report By FDID

Report Period: From 01/01/2016 to 12/31/2016

| FDID/FD Name | Fire Incident Type | # of Fires | % of Fires | Group Fires | % of Group |
|--------------------|-----------------------------|------------|-----------------|--------------|-----------------|
| 51007 | Structure Fires (110 - 123) | 7 | 30.43 % | 1,738 | 29.23 % |
| | Vehicle Fires (130 - 138) | 3 | 13.04 % | 950 | 15.98 % |
| Heber FD | Outside Fires (140 - 173) | 11 | 47.83 % | 2,854 | 48.00 % |
| | All Other Fires (100) | 2 | 8.70 % | 404 | 6.79 % |
| Total Fires | | 23 | 100.00 % | 5,946 | 100.00 % |



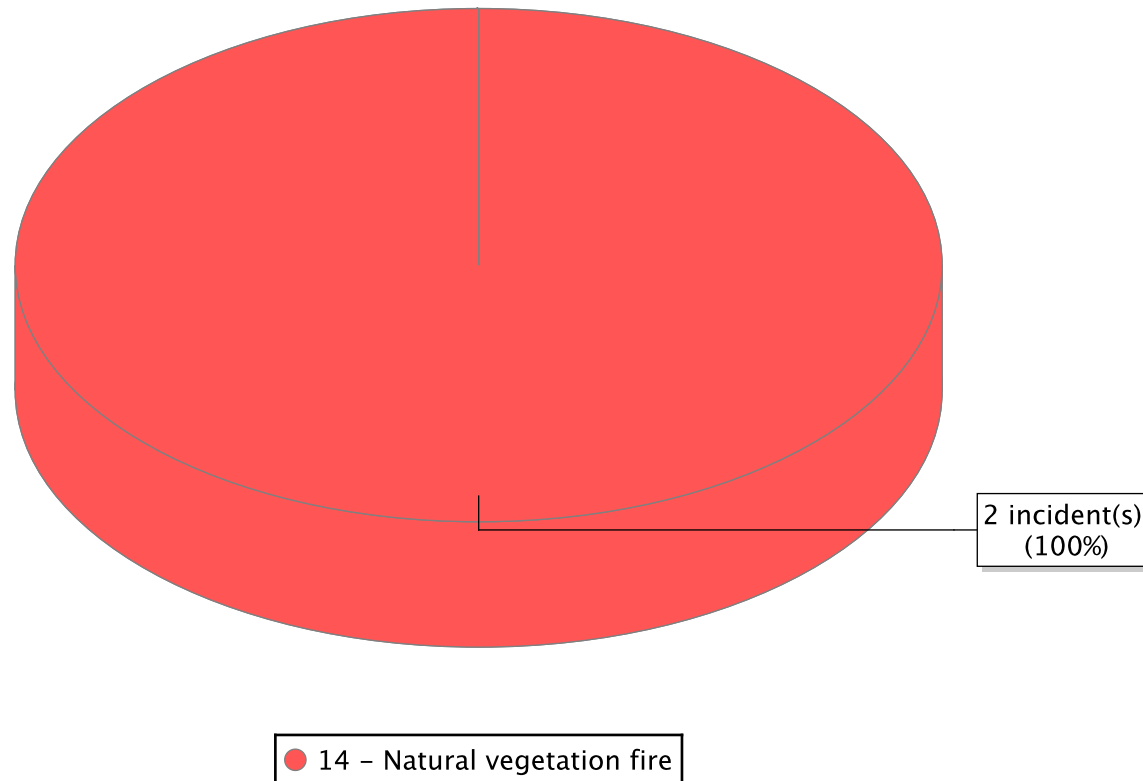
● 10 - Fire, other ● 11 - Structure Fire ● 13 - Mobile property (vehicle) fire ● 14 - Natural vegetation fire ● 15 - Outside rubbish fire

* Legend shows Incident Type followed by Description (description shortened to 25 characters).

Fire Report By FDID

Report Period: From 01/01/2016 to 12/31/2016

| FDID/FD Name | Fire Incident Type | # of Fires | % of Fires | Group Fires | % of Group |
|----------------------|-----------------------------|------------|-----------------|--------------|-----------------|
| 51019 | Structure Fires (110 - 123) | 0 | 0.00 % | 1,738 | 29.23 % |
| | Vehicle Fires (130 - 138) | 0 | 0.00 % | 950 | 15.98 % |
| Heber Valley Camp FD | Outside Fires (140 - 173) | 2 | 100.00 % | 2,854 | 48.00 % |
| | All Other Fires (100) | 0 | 0.00 % | 404 | 6.79 % |
| Total Fires | | 2 | 100.00 % | 5,946 | 100.00 % |

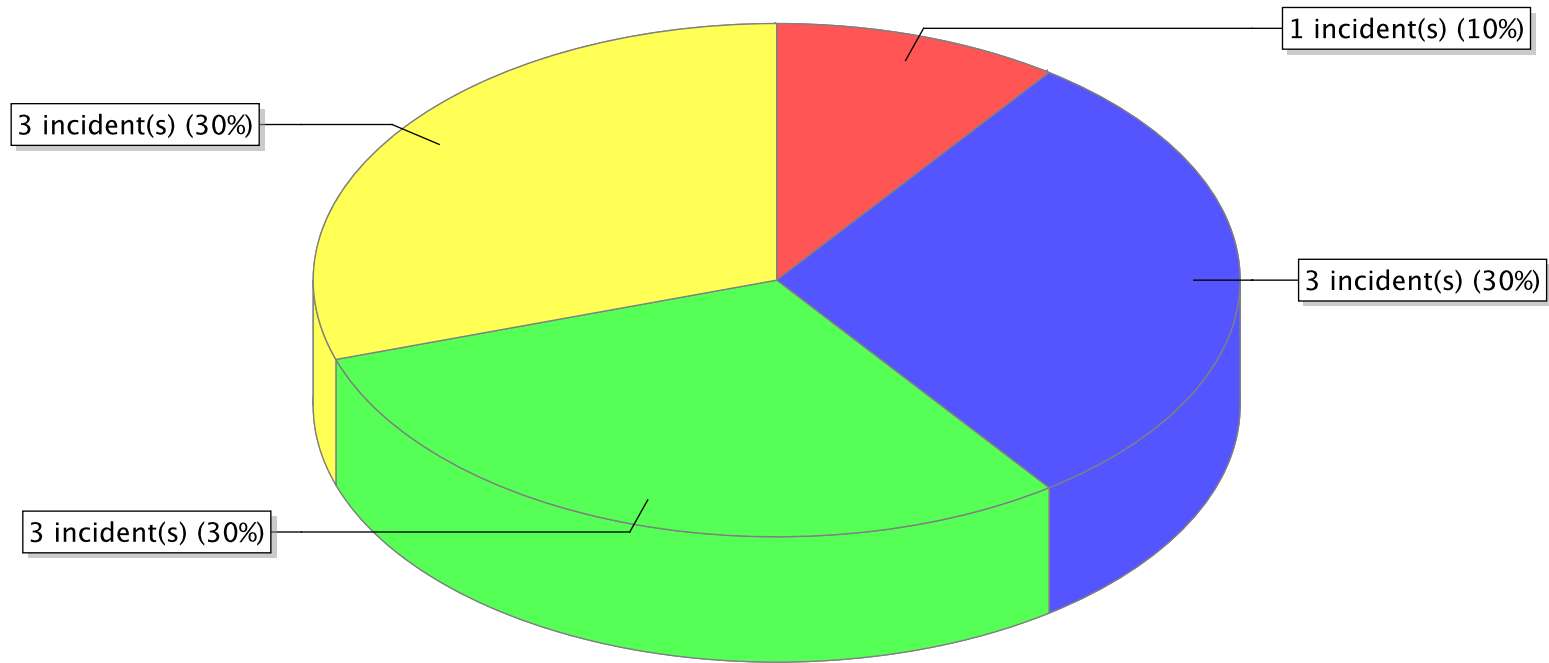


* Legend shows Incident Type followed by Description (description shortened to 25 characters).

Fire Report By FDID

Report Period: From 01/01/2016 to 12/31/2016

| FDID/FD Name | Fire Incident Type | # of Fires | % of Fires | Group Fires | % of Group |
|--------------------|-----------------------------|------------|-----------------|--------------|-----------------|
| 07003 | Structure Fires (110 - 123) | 3 | 30.00 % | 1,738 | 29.23 % |
| | Vehicle Fires (130 - 138) | 3 | 30.00 % | 950 | 15.98 % |
| Helper FD | Outside Fires (140 - 173) | 3 | 30.00 % | 2,854 | 48.00 % |
| | All Other Fires (100) | 1 | 10.00 % | 404 | 6.79 % |
| Total Fires | | 10 | 100.00 % | 5,946 | 100.00 % |



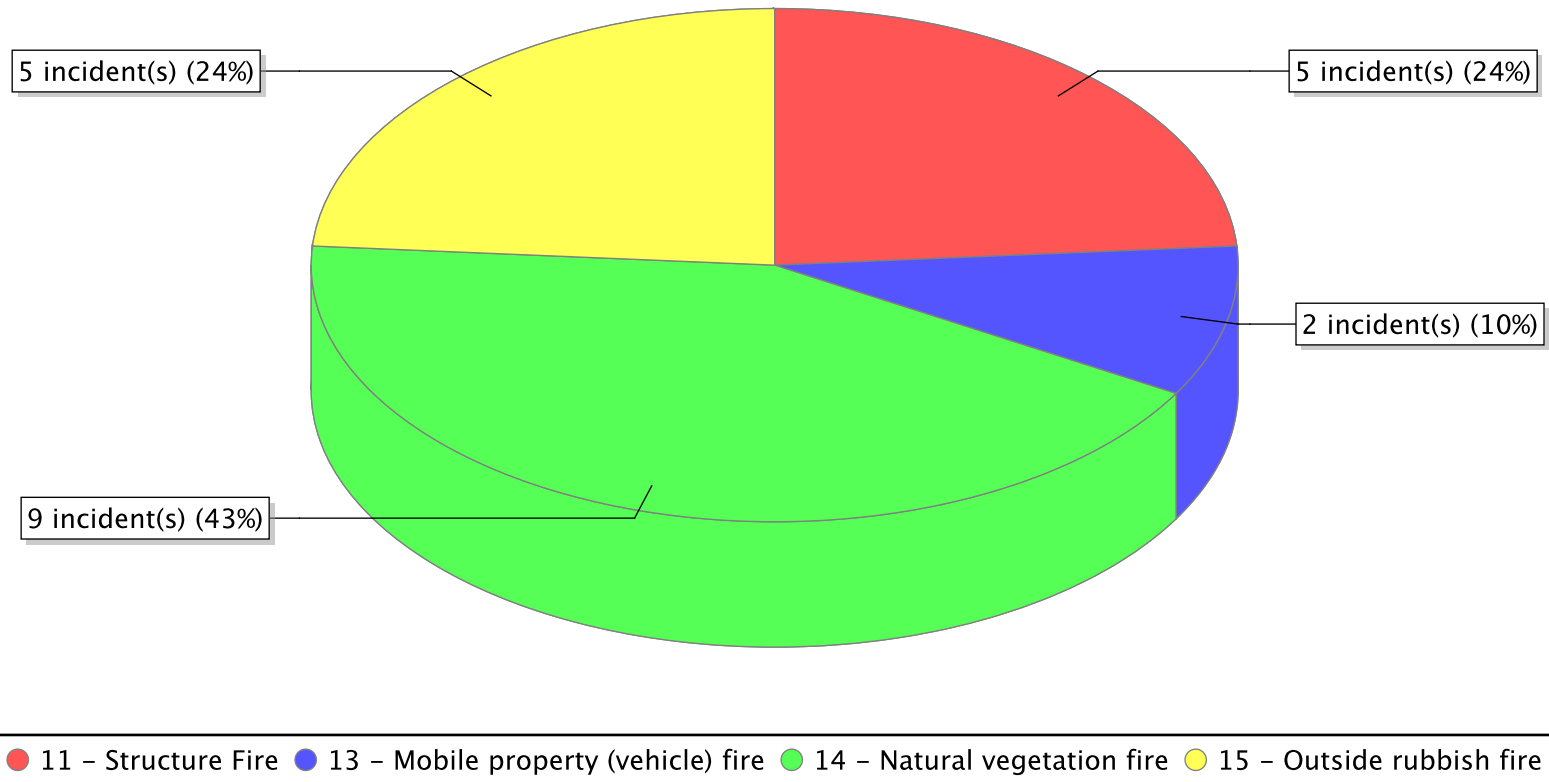
● 10 - Fire, other
 ● 11 - Structure Fire
 ● 13 - Mobile property (vehicle) fire
 ● 14 - Natural vegetation fire

* Legend shows Incident Type followed by Description (description shortened to 25 characters).

Fire Report By FDID

Report Period: From 01/01/2016 to 12/31/2016

| FDID/FD Name | Fire Incident Type | # of Fires | % of Fires | Group Fires | % of Group |
|-------------------------|-----------------------------|------------|-----------------|--------------|-----------------|
| 53003 | Structure Fires (110 - 123) | 5 | 23.81 % | 1,738 | 29.23 % |
| | Vehicle Fires (130 - 138) | 2 | 9.52 % | 950 | 15.98 % |
| Hildale Fire Department | Outside Fires (140 - 173) | 14 | 66.67 % | 2,854 | 48.00 % |
| | All Other Fires (100) | 0 | 0.00 % | 404 | 6.79 % |
| Total Fires | | 21 | 100.00 % | 5,946 | 100.00 % |

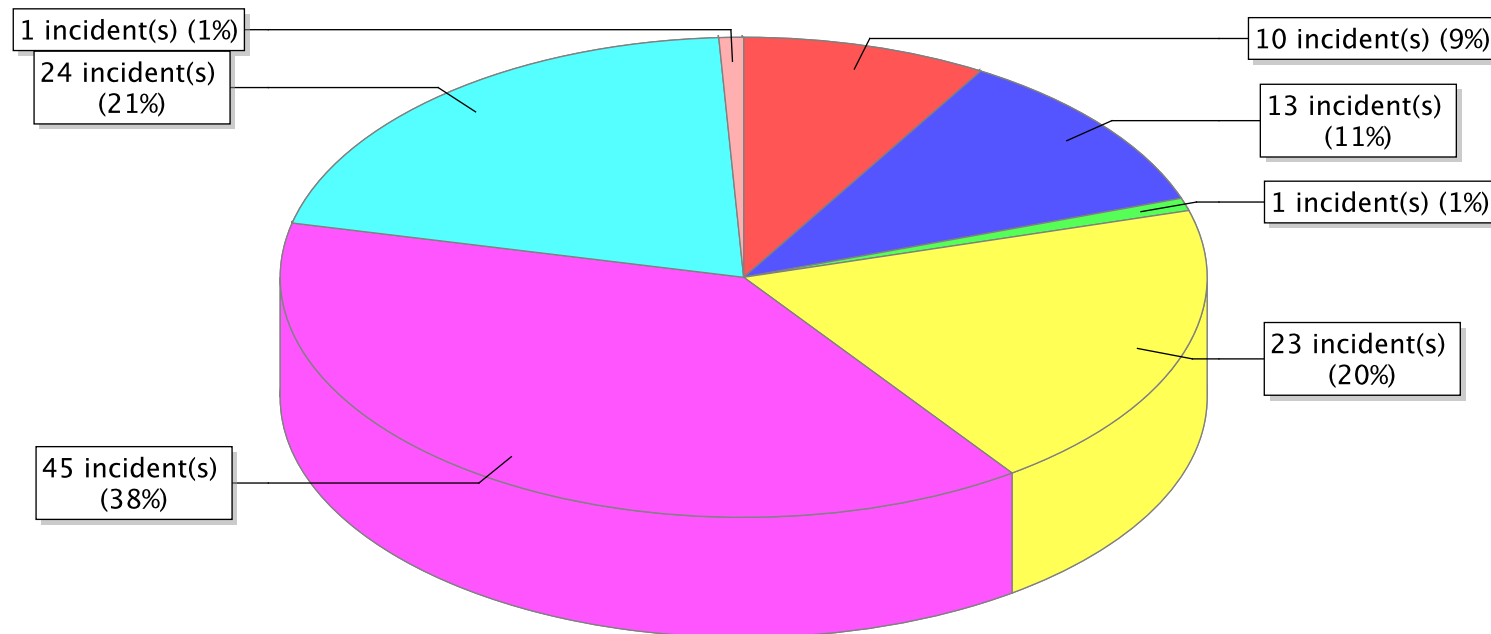


* Legend shows Incident Type followed by Description (description shortened to 25 characters).

Fire Report By FDID

Report Period: From 01/01/2016 to 12/31/2016

| FDID/FD Name | Fire Incident Type | # of Fires | % of Fires | Group Fires | % of Group |
|--------------------------------|-----------------------------|------------|-----------------|--------------|-----------------|
| 53004 | Structure Fires (110 - 123) | 14 | 11.97 % | 1,738 | 29.23 % |
| | Vehicle Fires (130 - 138) | 23 | 19.66 % | 950 | 15.98 % |
| Hurricane Valley Fire District | Outside Fires (140 - 173) | 70 | 59.83 % | 2,854 | 48.00 % |
| | All Other Fires (100) | 10 | 8.55 % | 404 | 6.79 % |
| | Total Fires | 117 | 100.00 % | 5,946 | 100.00 % |



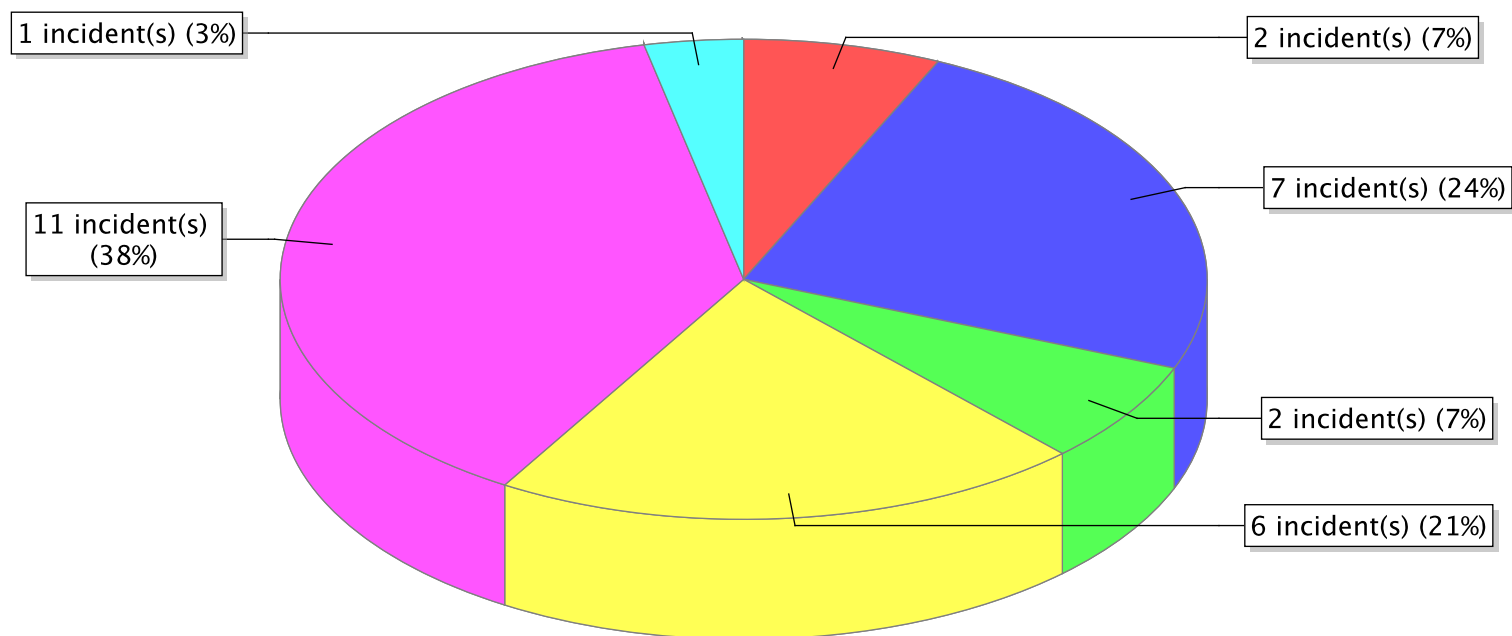
- 10 - Fire, other ● 11 - Structure Fire ● 12 - Fire in mobile property used as a fixed structure ● 13 - Mobile property (vehicle) fire
- 14 - Natural vegetation fire ● 15 - Outside rubbish fire ● 17 - Cultivated vegetation, crop fire

* Legend shows Incident Type followed by Description (description shortened to 25 characters).

Fire Report By FDID

Report Period: From 01/01/2016 to 12/31/2016

| FDID/FD Name | Fire Incident Type | # of Fires | % of Fires | Group Fires | % of Group |
|--------------------|-----------------------------|------------|-----------------|--------------|-----------------|
| 05006 | Structure Fires (110 - 123) | 7 | 24.14 % | 1,738 | 29.23 % |
| | Vehicle Fires (130 - 138) | 2 | 6.90 % | 950 | 15.98 % |
| Hyrum FD | Outside Fires (140 - 173) | 18 | 62.07 % | 2,854 | 48.00 % |
| | All Other Fires (100) | 2 | 6.90 % | 404 | 6.79 % |
| Total Fires | | 29 | 100.00 % | 5,946 | 100.00 % |



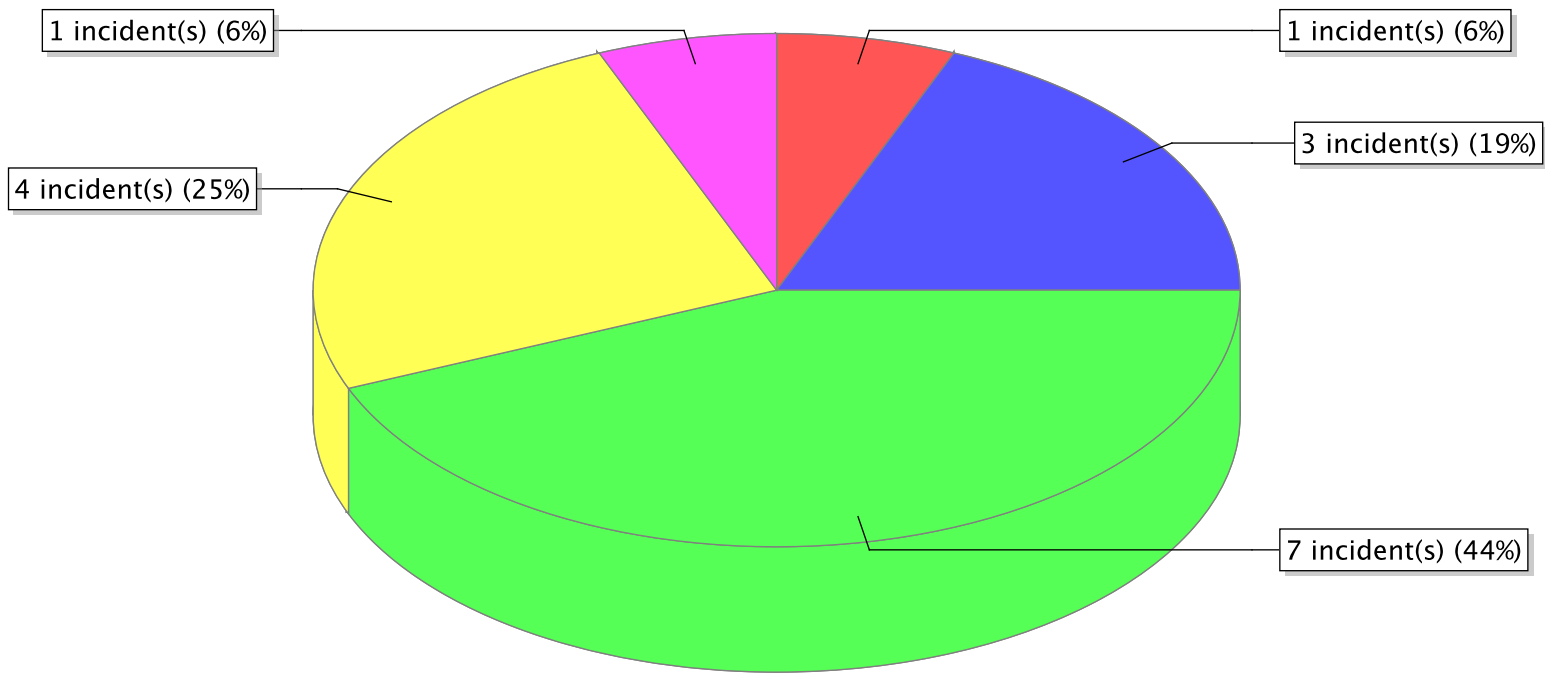
- 10 - Fire, other
- 11 - Structure Fire
- 13 - Mobile property (vehicle) fire
- 14 - Natural vegetation fire
- 15 - Outside rubbish fire
- 17 - Cultivated vegetation, crop fire

* Legend shows Incident Type followed by Description (description shortened to 25 characters).

Fire Report By FDID

Report Period: From 01/01/2016 to 12/31/2016

| FDID/FD Name | Fire Incident Type | # of Fires | % of Fires | Group Fires | % of Group |
|-----------------------|-----------------------------|------------|-----------------|--------------|-----------------|
| 53005 | Structure Fires (110 - 123) | 3 | 18.75 % | 1,738 | 29.23 % |
| | Vehicle Fires (130 - 138) | 0 | 0.00 % | 950 | 15.98 % |
| Ivins Fire Department | Outside Fires (140 - 173) | 12 | 75.00 % | 2,854 | 48.00 % |
| | All Other Fires (100) | 1 | 6.25 % | 404 | 6.79 % |
| | Total Fires | 16 | 100.00 % | 5,946 | 100.00 % |



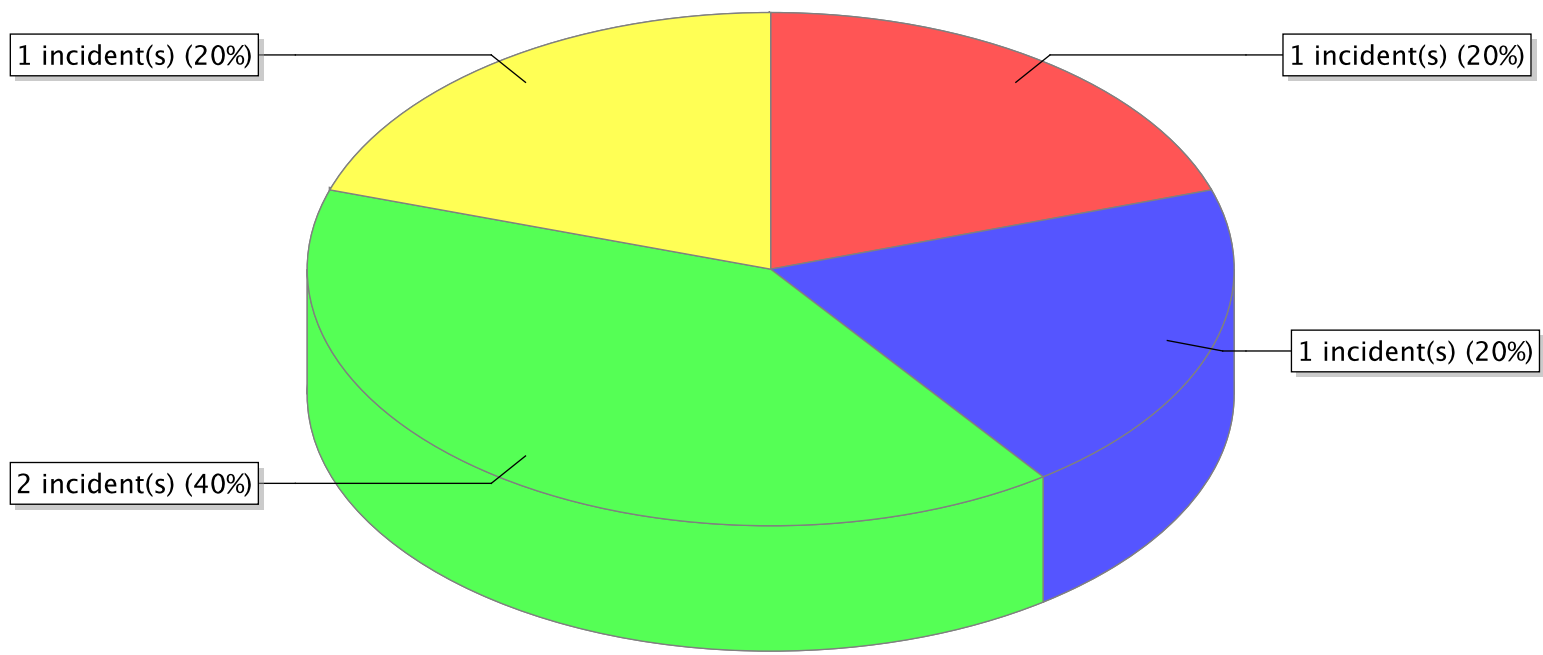
● 10 - Fire, other
 ● 11 - Structure Fire
 ● 14 - Natural vegetation fire
 ● 15 - Outside rubbish fire
 ● 16 - Special outside fire

* Legend shows Incident Type followed by Description (description shortened to 25 characters).

Fire Report By FDID

Report Period: From 01/01/2016 to 12/31/2016

| FDID/FD Name | Fire Incident Type | # of Fires | % of Fires | Group Fires | % of Group |
|--------------------|-----------------------------|------------|-----------------|--------------|-----------------|
| 47006 | Structure Fires (110 - 123) | 2 | 40.00 % | 1,738 | 29.23 % |
| | Vehicle Fires (130 - 138) | 0 | 0.00 % | 950 | 15.98 % |
| Jensen FD | Outside Fires (140 - 173) | 3 | 60.00 % | 2,854 | 48.00 % |
| | All Other Fires (100) | 0 | 0.00 % | 404 | 6.79 % |
| Total Fires | | 5 | 100.00 % | 5,946 | 100.00 % |



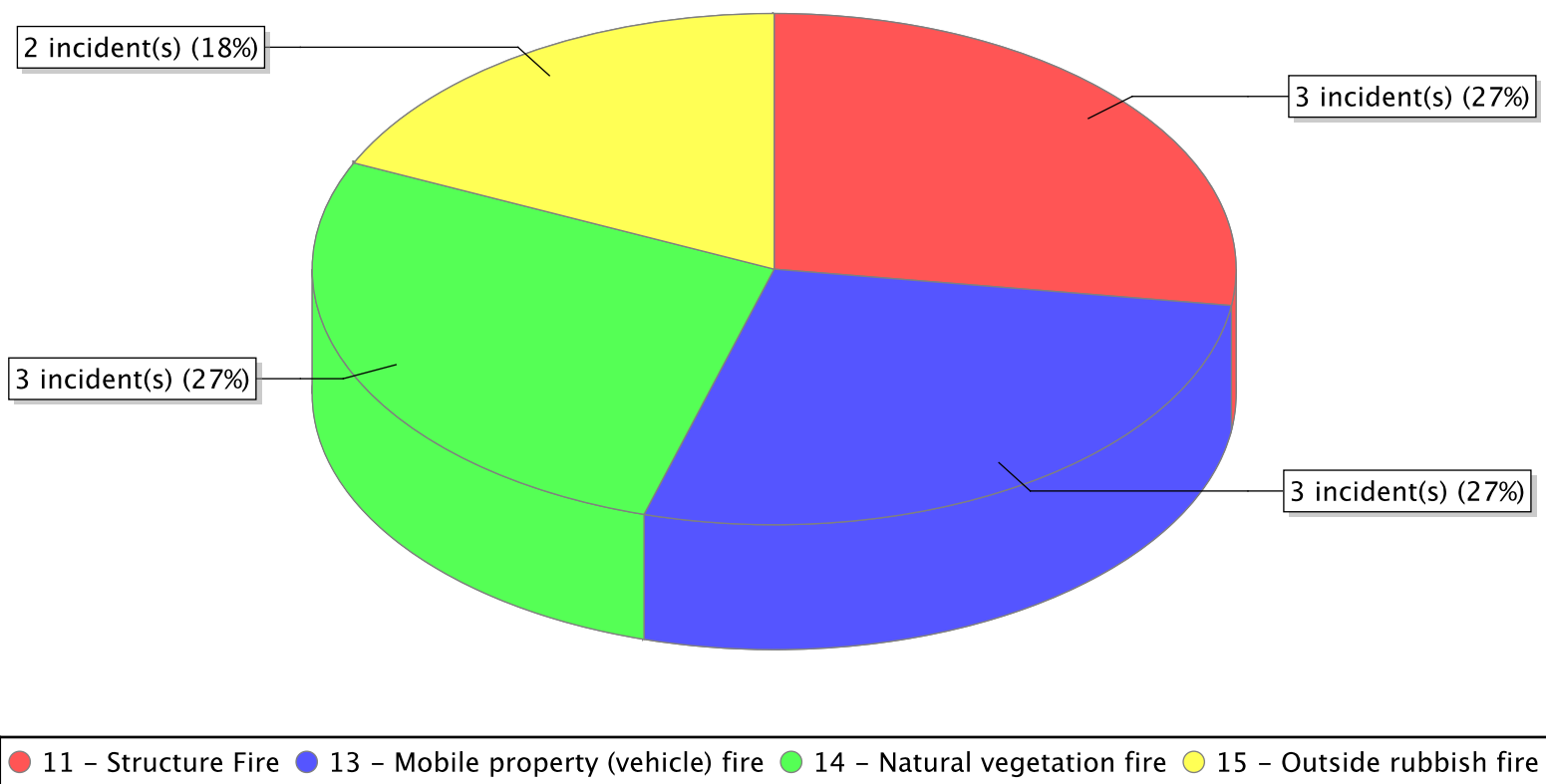
● 11 - Structure Fire ● 12 - Fire in mobile property used as a fixed structure ● 14 - Natural vegetation fire ● 15 - Outside rubbish fire

* Legend shows Incident Type followed by Description (description shortened to 25 characters).

Fire Report By FDID

Report Period: From 01/01/2016 to 12/31/2016

| FDID/FD Name | Fire Incident Type | # of Fires | % of Fires | Group Fires | % of Group |
|--------------------|-----------------------------|------------|-----------------|--------------|-----------------|
| 51009 | Structure Fires (110 - 123) | 3 | 27.27 % | 1,738 | 29.23 % |
| | Vehicle Fires (130 - 138) | 3 | 27.27 % | 950 | 15.98 % |
| Jordanelle FD | Outside Fires (140 - 173) | 5 | 45.45 % | 2,854 | 48.00 % |
| | All Other Fires (100) | 0 | 0.00 % | 404 | 6.79 % |
| Total Fires | | 11 | 100.00 % | 5,946 | 100.00 % |

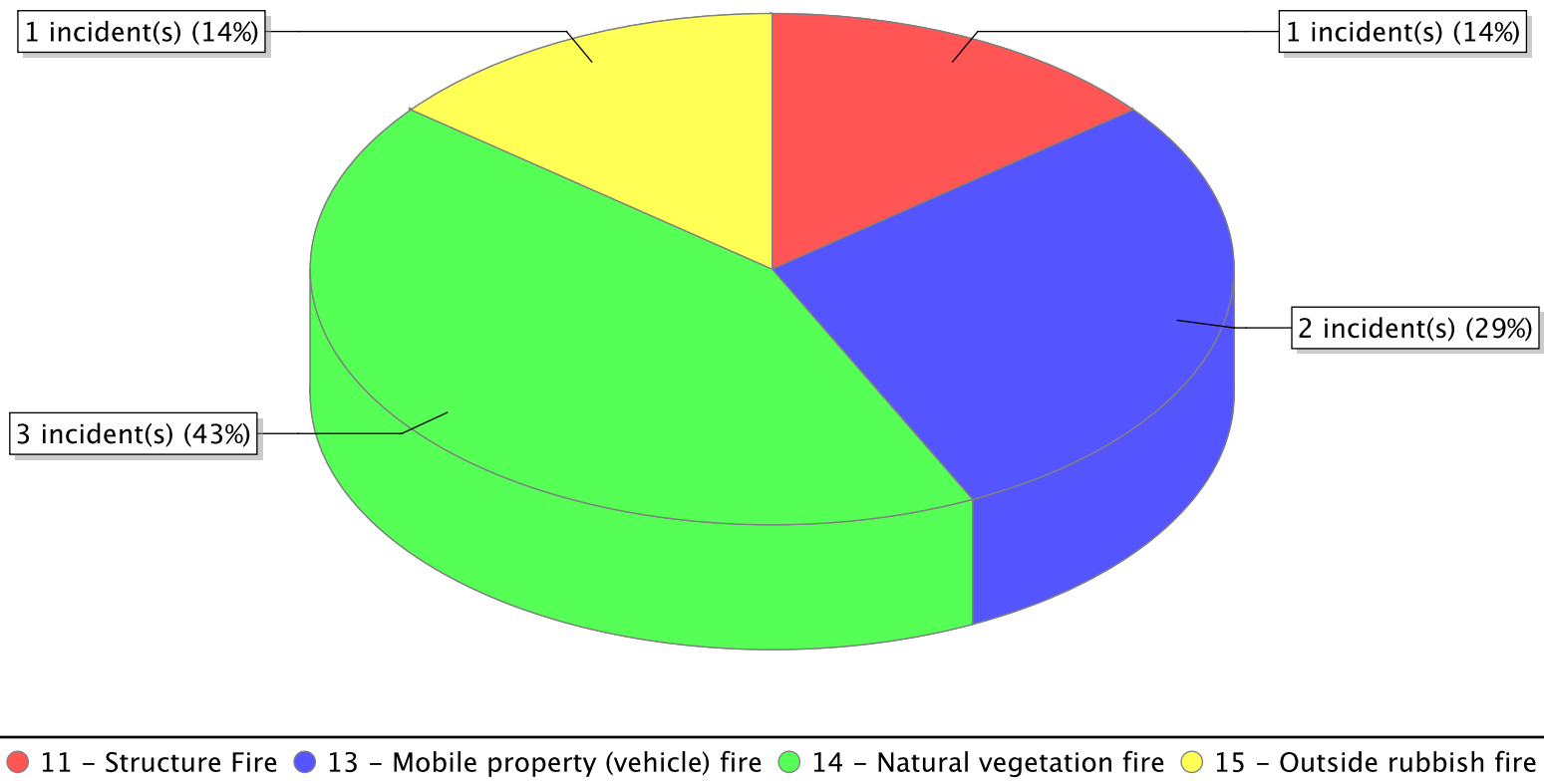


* Legend shows Incident Type followed by Description (description shortened to 25 characters).

Fire Report By FDID

Report Period: From 01/01/2016 to 12/31/2016

| FDID/FD Name | Fire Incident Type | # of Fires | % of Fires | Group Fires | % of Group |
|--------------------|-----------------------------|------------|-----------------|--------------|-----------------|
| 27005 | Structure Fires (110 - 123) | 1 | 14.29 % | 1,738 | 29.23 % |
| | Vehicle Fires (130 - 138) | 2 | 28.57 % | 950 | 15.98 % |
| Kanosh FD | Outside Fires (140 - 173) | 4 | 57.14 % | 2,854 | 48.00 % |
| | All Other Fires (100) | 0 | 0.00 % | 404 | 6.79 % |
| Total Fires | | 7 | 100.00 % | 5,946 | 100.00 % |

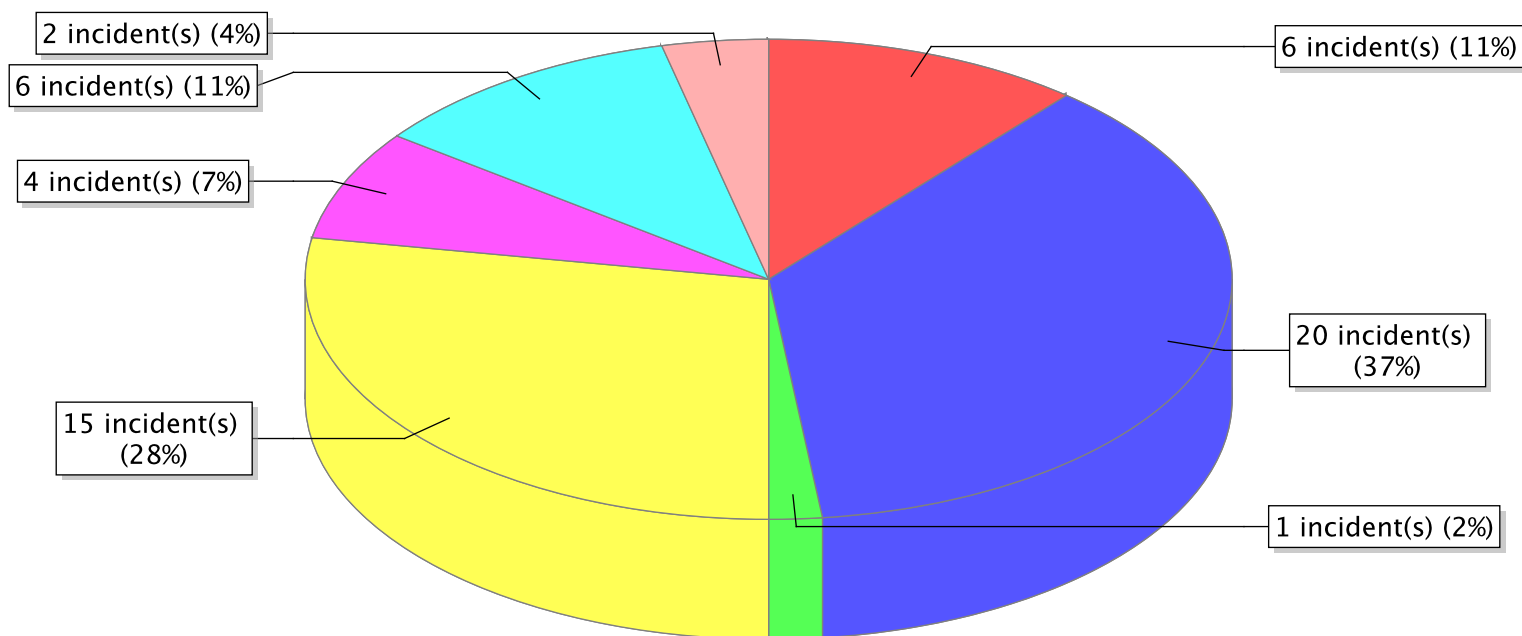


* Legend shows Incident Type followed by Description (description shortened to 25 characters).

Fire Report By FDID

Report Period: From 01/01/2016 to 12/31/2016

| FDID/FD Name | Fire Incident Type | # of Fires | % of Fires | Group Fires | % of Group |
|--------------------|-----------------------------|------------|-----------------|--------------|-----------------|
| 11009 | Structure Fires (110 - 123) | 21 | 38.89 % | 1,738 | 29.23 % |
| | Vehicle Fires (130 - 138) | 15 | 27.78 % | 950 | 15.98 % |
| Kaysville FD | Outside Fires (140 - 173) | 12 | 22.22 % | 2,854 | 48.00 % |
| | All Other Fires (100) | 6 | 11.11 % | 404 | 6.79 % |
| Total Fires | | 54 | 100.00 % | 5,946 | 100.00 % |



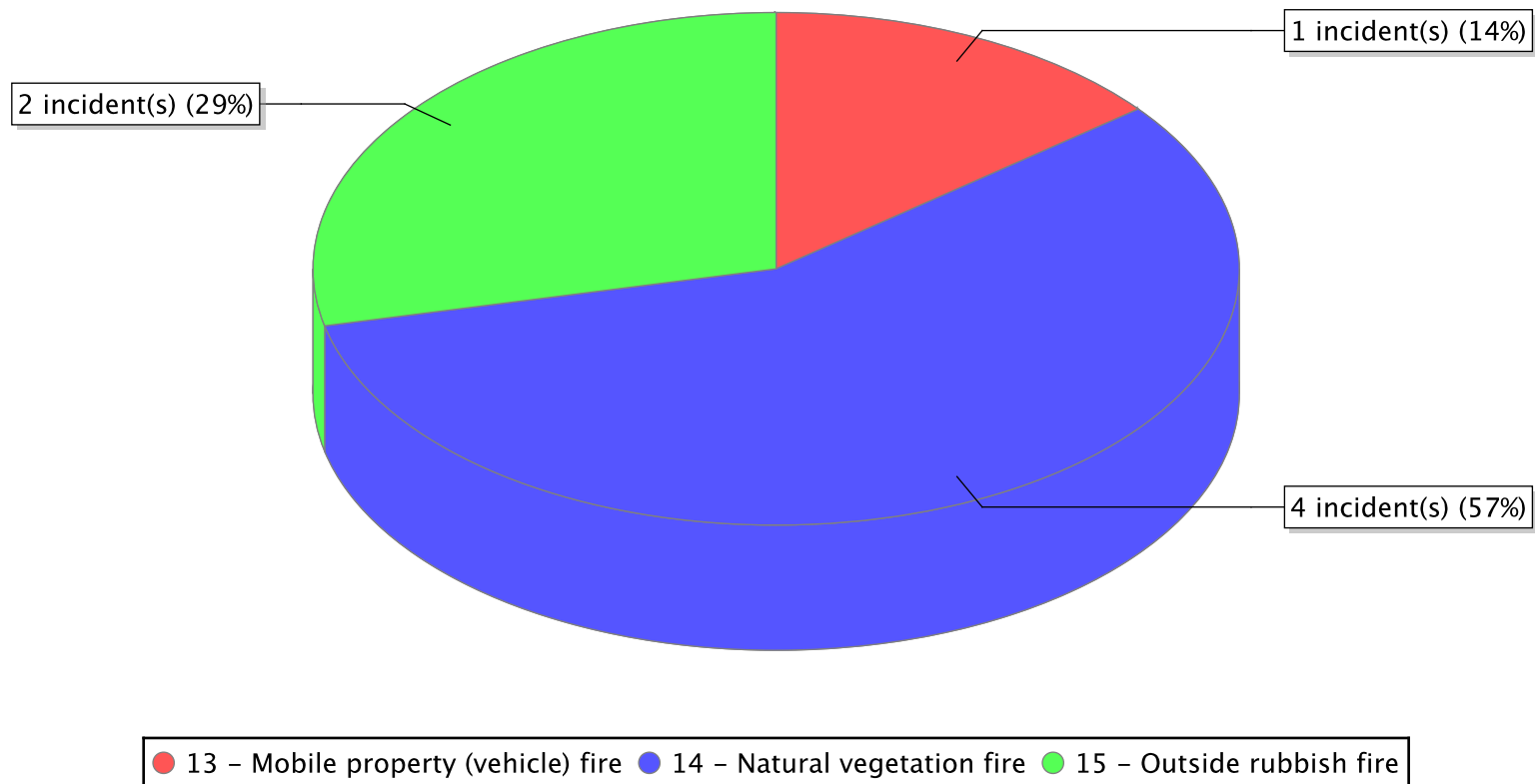
- 10 - Fire, other
- 11 - Structure Fire
- 12 - Fire in mobile property used as a fixed structure
- 13 - Mobile property (vehicle) fire
- 14 - Natural vegetation fire
- 15 - Outside rubbish fire
- 16 - Special outside fire

* Legend shows Incident Type followed by Description (description shortened to 25 characters).

Fire Report By FDID

Report Period: From 01/01/2016 to 12/31/2016

| FDID/FD Name | Fire Incident Type | # of Fires | % of Fires | Group Fires | % of Group |
|--------------------|-----------------------------|------------|-----------------|--------------|-----------------|
| 41006 | Structure Fires (110 - 123) | 0 | 0.00 % | 1,738 | 29.23 % |
| | Vehicle Fires (130 - 138) | 1 | 14.29 % | 950 | 15.98 % |
| Koosharem FD | Outside Fires (140 - 173) | 6 | 85.71 % | 2,854 | 48.00 % |
| | All Other Fires (100) | 0 | 0.00 % | 404 | 6.79 % |
| Total Fires | | 7 | 100.00 % | 5,946 | 100.00 % |

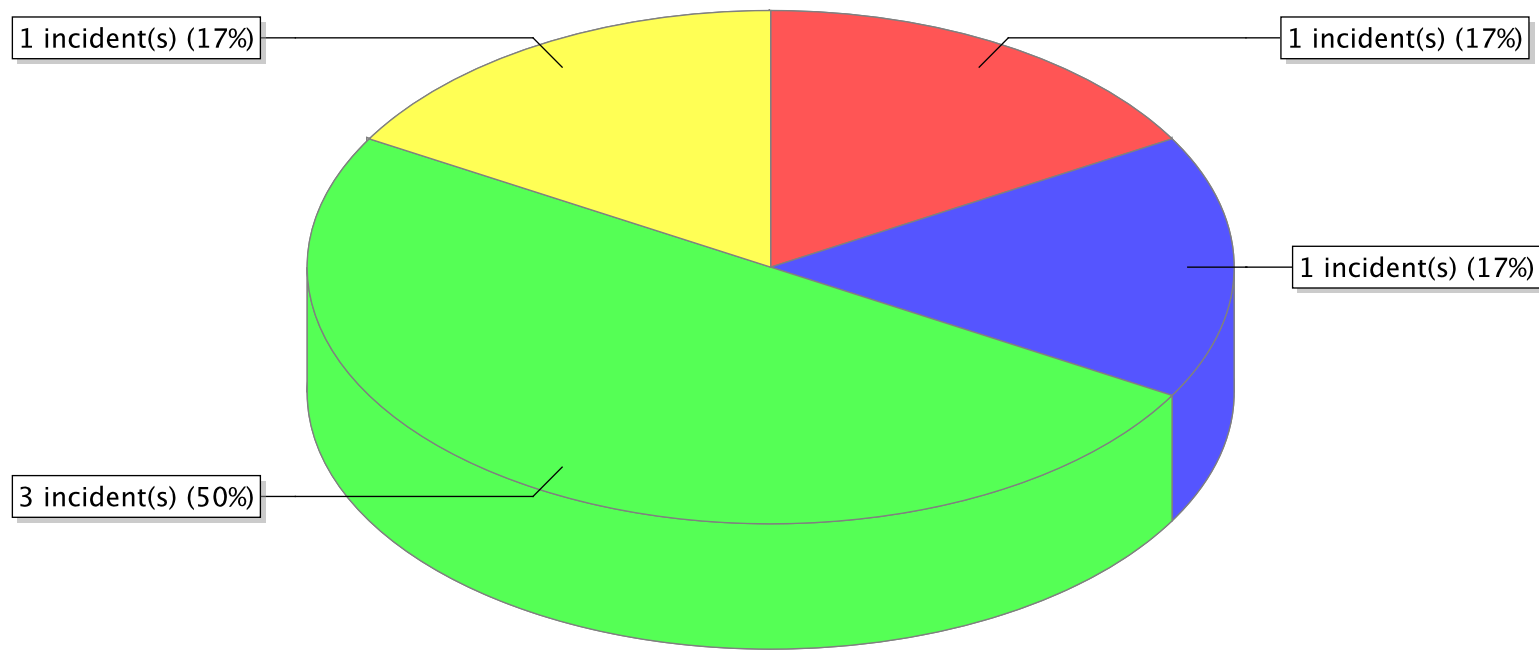


* Legend shows Incident Type followed by Description (description shortened to 25 characters).

Fire Report By FDID

Report Period: From 01/01/2016 to 12/31/2016

| FDID/FD Name | Fire Incident Type | # of Fires | % of Fires | Group Fires | % of Group |
|--------------------|-----------------------------|------------|-----------------|--------------|-----------------|
| 51008 | Structure Fires (110 - 123) | 1 | 16.67 % | 1,738 | 29.23 % |
| | Vehicle Fires (130 - 138) | 0 | 0.00 % | 950 | 15.98 % |
| Lake Creek FD | Outside Fires (140 - 173) | 4 | 66.67 % | 2,854 | 48.00 % |
| | All Other Fires (100) | 1 | 16.67 % | 404 | 6.79 % |
| Total Fires | | 6 | 100.00 % | 5,946 | 100.00 % |



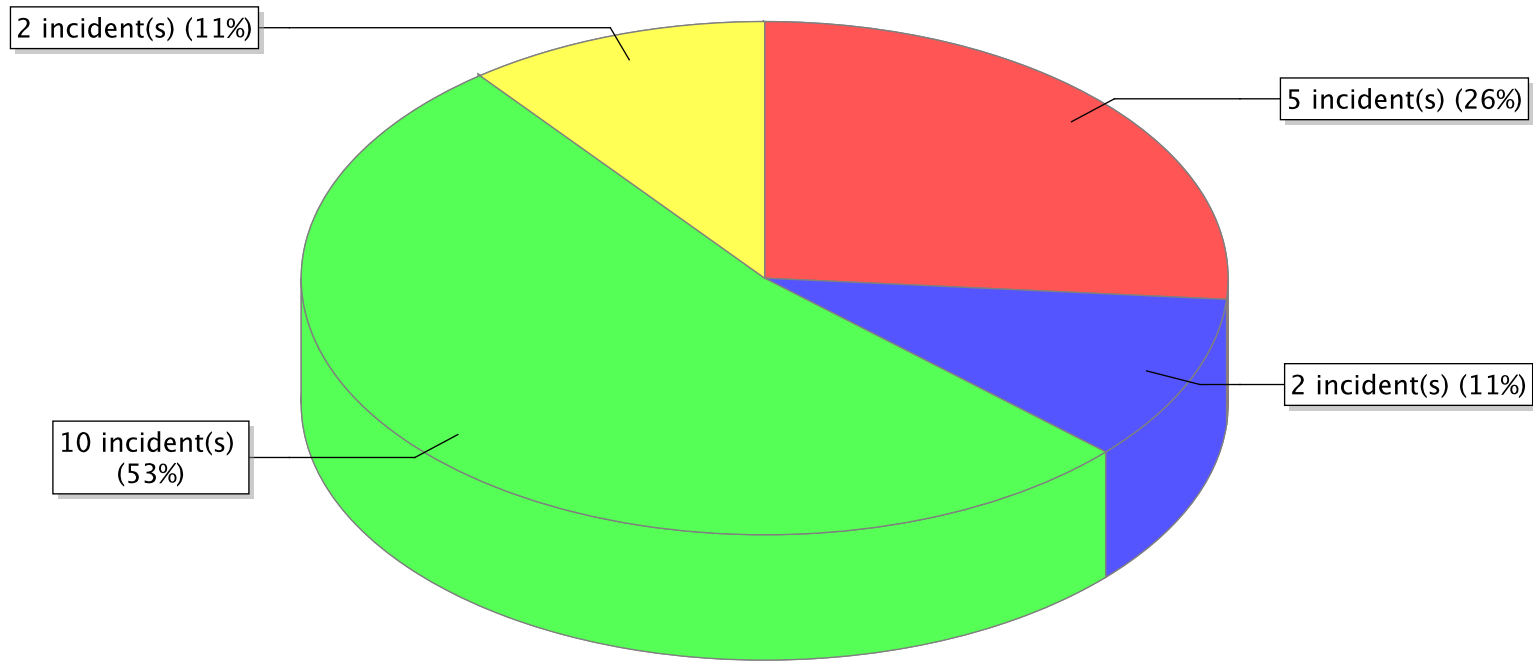
● 10 - Fire, other ● 11 - Structure Fire ● 14 - Natural vegetation fire ● 15 - Outside rubbish fire

* Legend shows Incident Type followed by Description (description shortened to 25 characters).

Fire Report By FDID

Report Period: From 01/01/2016 to 12/31/2016

| FDID/FD Name | Fire Incident Type | # of Fires | % of Fires | Group Fires | % of Group |
|--------------------|-----------------------------|------------|-----------------|--------------|-----------------|
| 47005 | Structure Fires (110 - 123) | 5 | 26.32 % | 1,738 | 29.23 % |
| | Vehicle Fires (130 - 138) | 2 | 10.53 % | 950 | 15.98 % |
| Lapoint/Tridell FD | Outside Fires (140 - 173) | 12 | 63.16 % | 2,854 | 48.00 % |
| | All Other Fires (100) | 0 | 0.00 % | 404 | 6.79 % |
| Total Fires | | 19 | 100.00 % | 5,946 | 100.00 % |



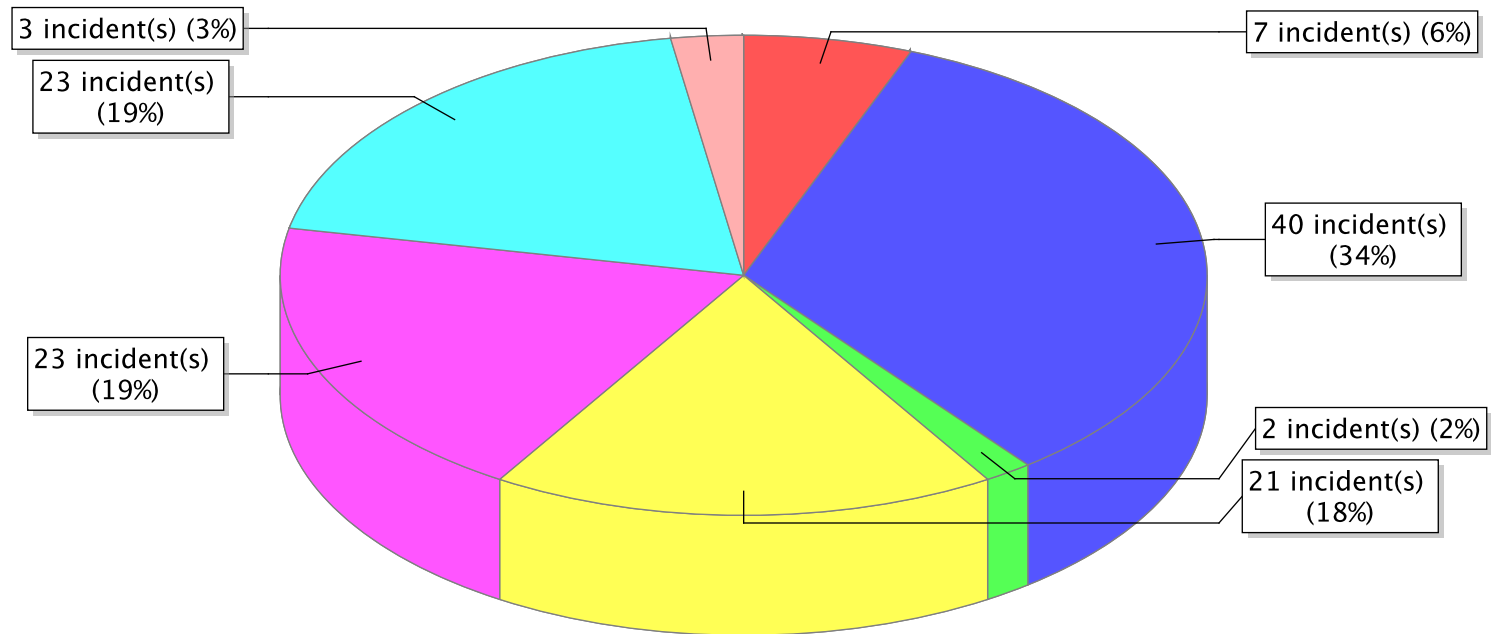
● 11 - Structure Fire ● 13 - Mobile property (vehicle) fire ● 14 - Natural vegetation fire ● 16 - Special outside fire

* Legend shows Incident Type followed by Description (description shortened to 25 characters).

Fire Report By FDID

Report Period: From 01/01/2016 to 12/31/2016

| FDID/FD Name | Fire Incident Type | # of Fires | % of Fires | Group Fires | % of Group |
|--------------------|-----------------------------|------------|-----------------|--------------|-----------------|
| 11010 | Structure Fires (110 - 123) | 42 | 35.29 % | 1,738 | 29.23 % |
| | Vehicle Fires (130 - 138) | 21 | 17.65 % | 950 | 15.98 % |
| Layton FD | Outside Fires (140 - 173) | 49 | 41.18 % | 2,854 | 48.00 % |
| | All Other Fires (100) | 7 | 5.88 % | 404 | 6.79 % |
| Total Fires | | 119 | 100.00 % | 5,946 | 100.00 % |



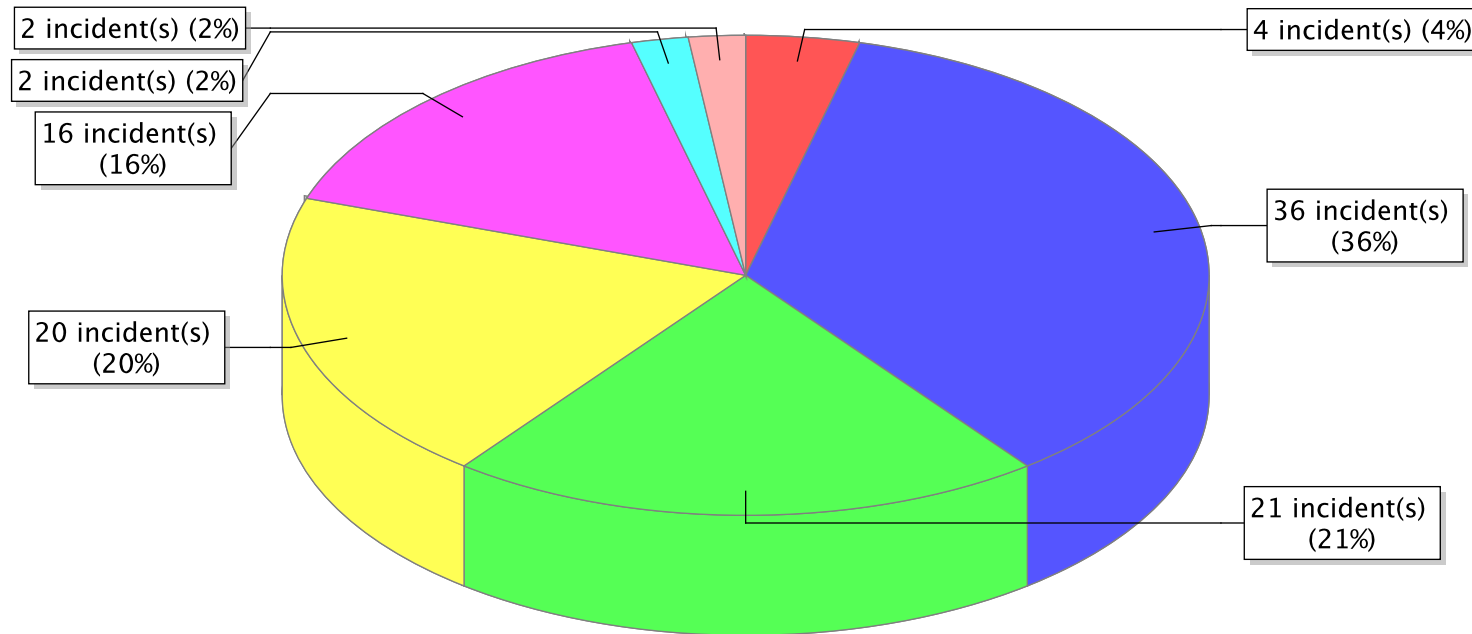
- 10 - Fire, other ● 11 - Structure Fire ● 12 - Fire in mobile property used as a fixed structure ● 13 - Mobile property (vehicle) fire
- 14 - Natural vegetation fire ● 15 - Outside rubbish fire ● 16 - Special outside fire

* Legend shows Incident Type followed by Description (description shortened to 25 characters).

Fire Report By FDID

Report Period: From 01/01/2016 to 12/31/2016

| FDID/FD Name | Fire Incident Type | # of Fires | % of Fires | Group Fires | % of Group |
|----------------------|-----------------------------|------------|-----------------|--------------|-----------------|
| 49007 | Structure Fires (110 - 123) | 36 | 35.64 % | 1,738 | 29.23 % |
| | Vehicle Fires (130 - 138) | 21 | 20.79 % | 950 | 15.98 % |
| Lehi Fire Department | Outside Fires (140 - 173) | 40 | 39.60 % | 2,854 | 48.00 % |
| | All Other Fires (100) | 4 | 3.96 % | 404 | 6.79 % |
| | Total Fires | 101 | 100.00 % | 5,946 | 100.00 % |



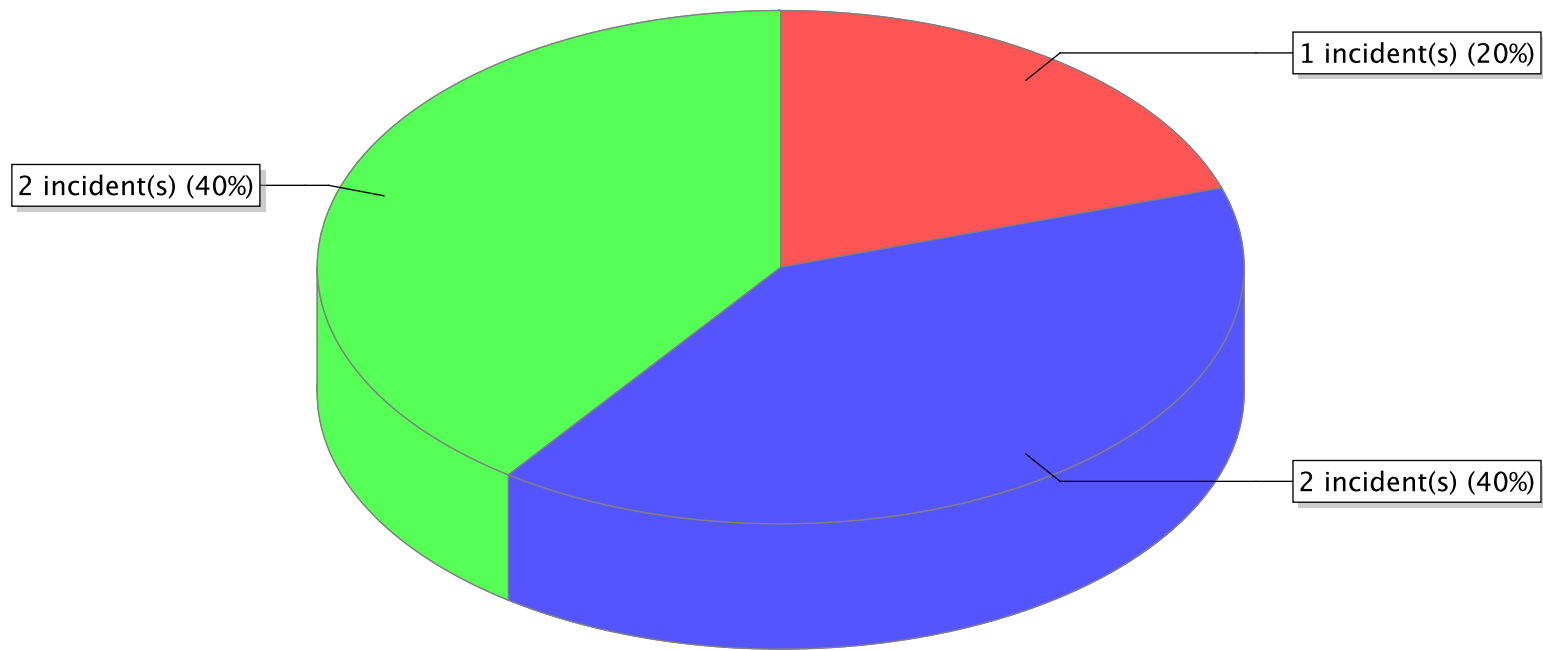
- 10 - Fire, other
- 11 - Structure Fire
- 13 - Mobile property (vehicle) fire
- 14 - Natural vegetation fire
- 15 - Outside rubbish fire
- 16 - Special outside fire
- 17 - Cultivated vegetation, crop fire

* Legend shows Incident Type followed by Description (description shortened to 25 characters).

Fire Report By FDID

Report Period: From 01/01/2016 to 12/31/2016

| FDID/FD Name | Fire Incident Type | # of Fires | % of Fires | Group Fires | % of Group |
|--------------------|-----------------------------|------------|-----------------|--------------|-----------------|
| 23003 | Structure Fires (110 - 123) | 1 | 20.00 % | 1,738 | 29.23 % |
| | Vehicle Fires (130 - 138) | 2 | 40.00 % | 950 | 15.98 % |
| Levan FD | Outside Fires (140 - 173) | 2 | 40.00 % | 2,854 | 48.00 % |
| | All Other Fires (100) | 0 | 0.00 % | 404 | 6.79 % |
| Total Fires | | 5 | 100.00 % | 5,946 | 100.00 % |



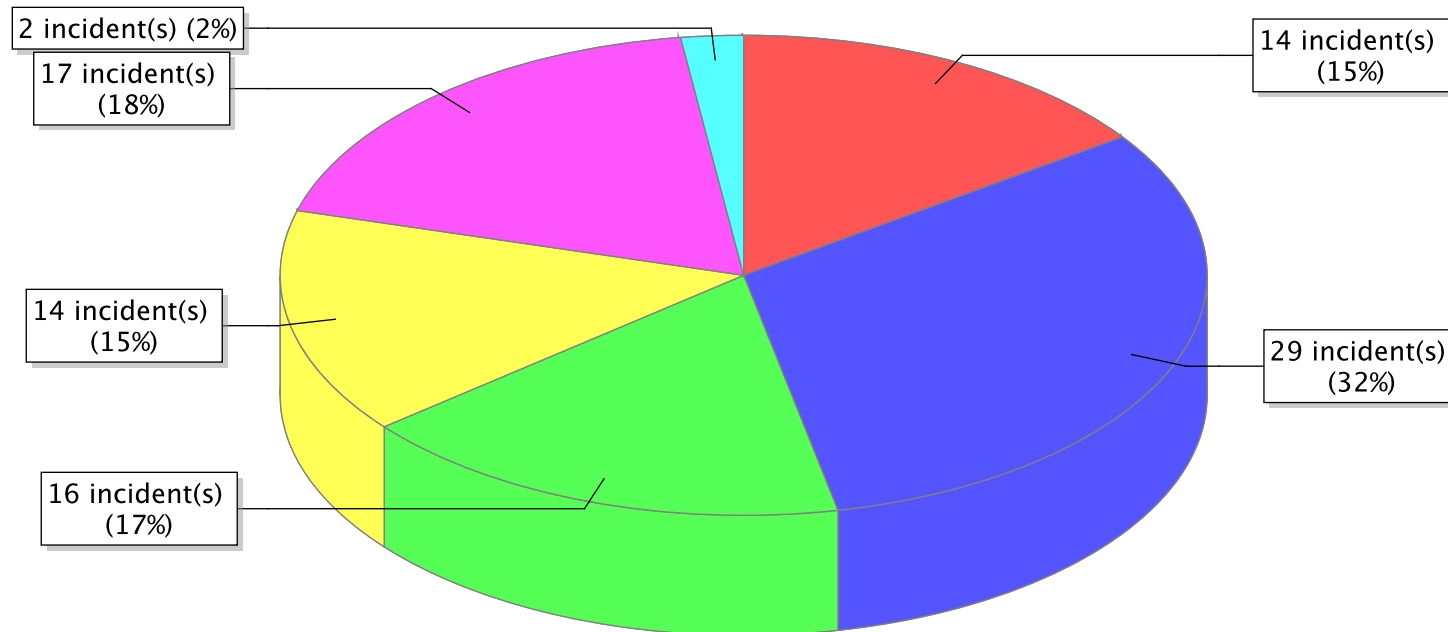
● 12 - Fire in mobile property used as a fixed structure ● 13 - Mobile property (vehicle) fire ● 14 - Natural vegetation fire

* Legend shows Incident Type followed by Description (description shortened to 25 characters).

Fire Report By FDID

Report Period: From 01/01/2016 to 12/31/2016

| FDID/FD Name | Fire Incident Type | # of Fires | % of Fires | Group Fires | % of Group |
|--------------------|-----------------------------|------------|-----------------|--------------|-----------------|
| 05008 | Structure Fires (110 - 123) | 29 | 31.52 % | 1,738 | 29.23 % |
| | Vehicle Fires (130 - 138) | 16 | 17.39 % | 950 | 15.98 % |
| Logan FD | Outside Fires (140 - 173) | 33 | 35.87 % | 2,854 | 48.00 % |
| | All Other Fires (100) | 14 | 15.22 % | 404 | 6.79 % |
| Total Fires | | 92 | 100.00 % | 5,946 | 100.00 % |



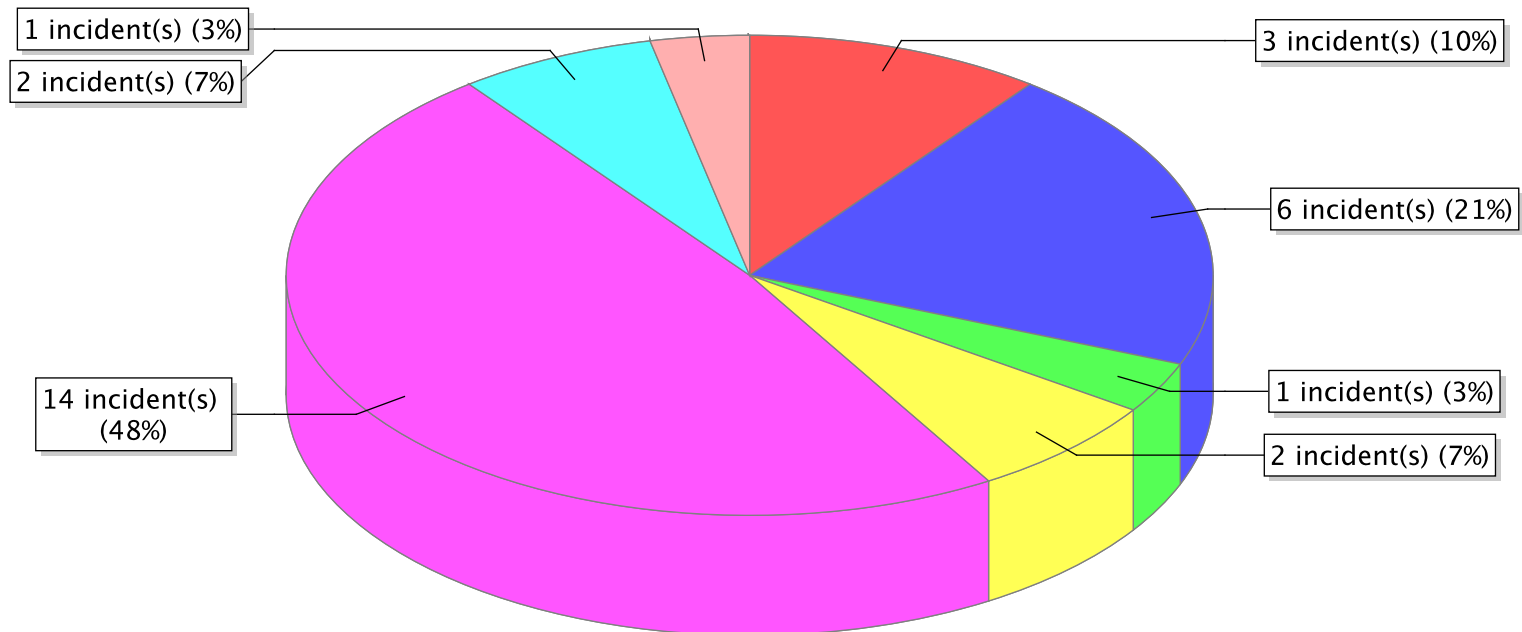
- 10 - Fire, other
- 11 - Structure Fire
- 13 - Mobile property (vehicle) fire
- 14 - Natural vegetation fire
- 15 - Outside rubbish fire
- 16 - Special outside fire

* Legend shows Incident Type followed by Description (description shortened to 25 characters).

Fire Report By FDID

Report Period: From 01/01/2016 to 12/31/2016

| FDID/FD Name | Fire Incident Type | # of Fires | % of Fires | Group Fires | % of Group |
|-------------------------|-----------------------------|------------|-----------------|--------------|-----------------|
| 49001 | Structure Fires (110 - 123) | 7 | 24.14 % | 1,738 | 29.23 % |
| | Vehicle Fires (130 - 138) | 2 | 6.90 % | 950 | 15.98 % |
| Lone Peak Fire District | Outside Fires (140 - 173) | 17 | 58.62 % | 2,854 | 48.00 % |
| | All Other Fires (100) | 3 | 10.34 % | 404 | 6.79 % |
| | Total Fires | 29 | 100.00 % | 5,946 | 100.00 % |



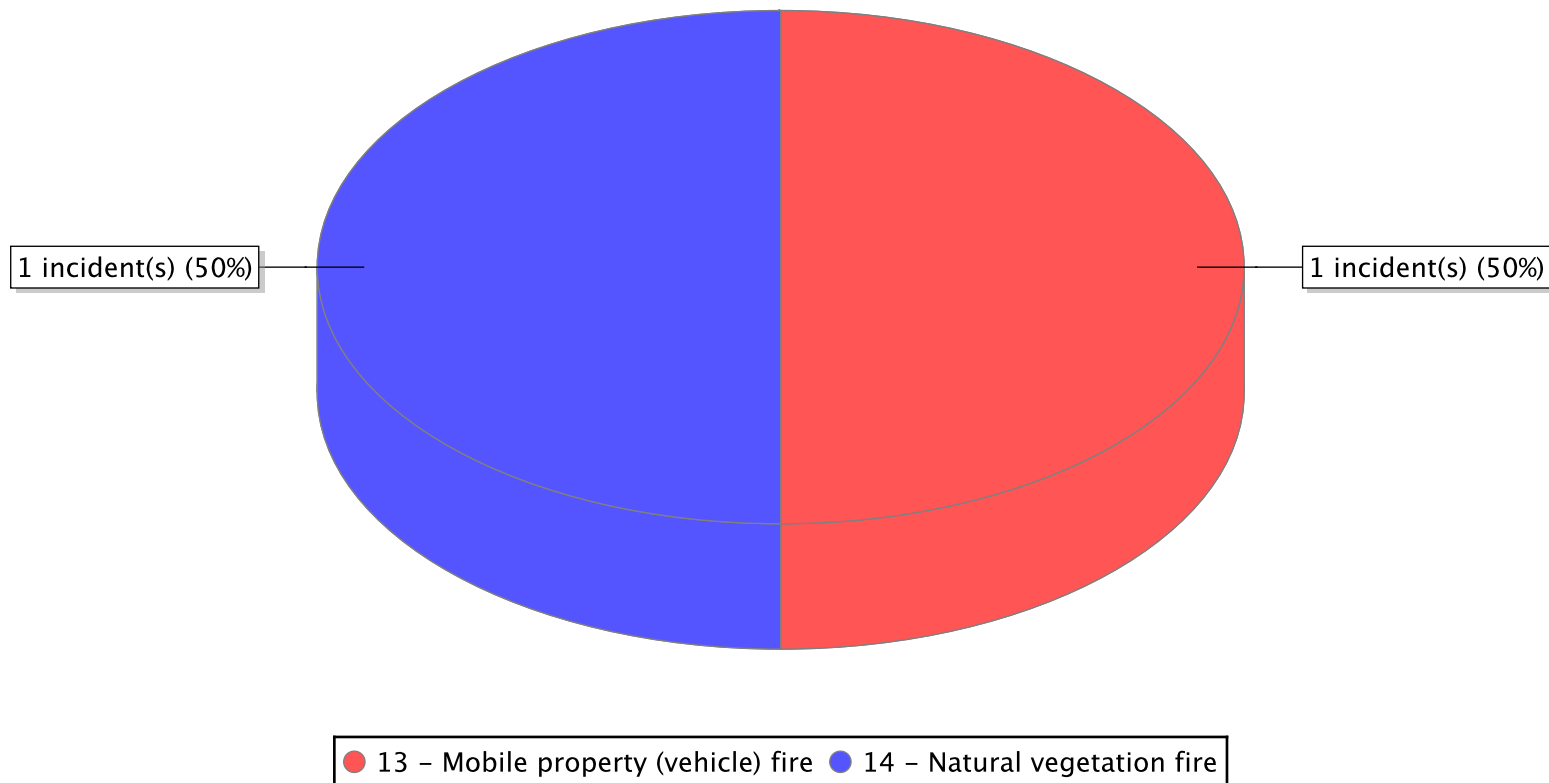
- 10 - Fire, other
- 11 - Structure Fire
- 12 - Fire in mobile property used as a fixed structure
- 13 - Mobile property (vehicle) fire
- 14 - Natural vegetation fire
- 15 - Outside rubbish fire
- 16 - Special outside fire

* Legend shows Incident Type followed by Description (description shortened to 25 characters).

Fire Report By FDID

Report Period: From 01/01/2016 to 12/31/2016

| FDID/FD Name | Fire Incident Type | # of Fires | % of Fires | Group Fires | % of Group |
|--------------------|-----------------------------|------------|-----------------|--------------|-----------------|
| 27007 | Structure Fires (110 - 123) | 0 | 0.00 % | 1,738 | 29.23 % |
| | Vehicle Fires (130 - 138) | 1 | 50.00 % | 950 | 15.98 % |
| Lynndyl FD | Outside Fires (140 - 173) | 1 | 50.00 % | 2,854 | 48.00 % |
| | All Other Fires (100) | 0 | 0.00 % | 404 | 6.79 % |
| Total Fires | | 2 | 100.00 % | 5,946 | 100.00 % |

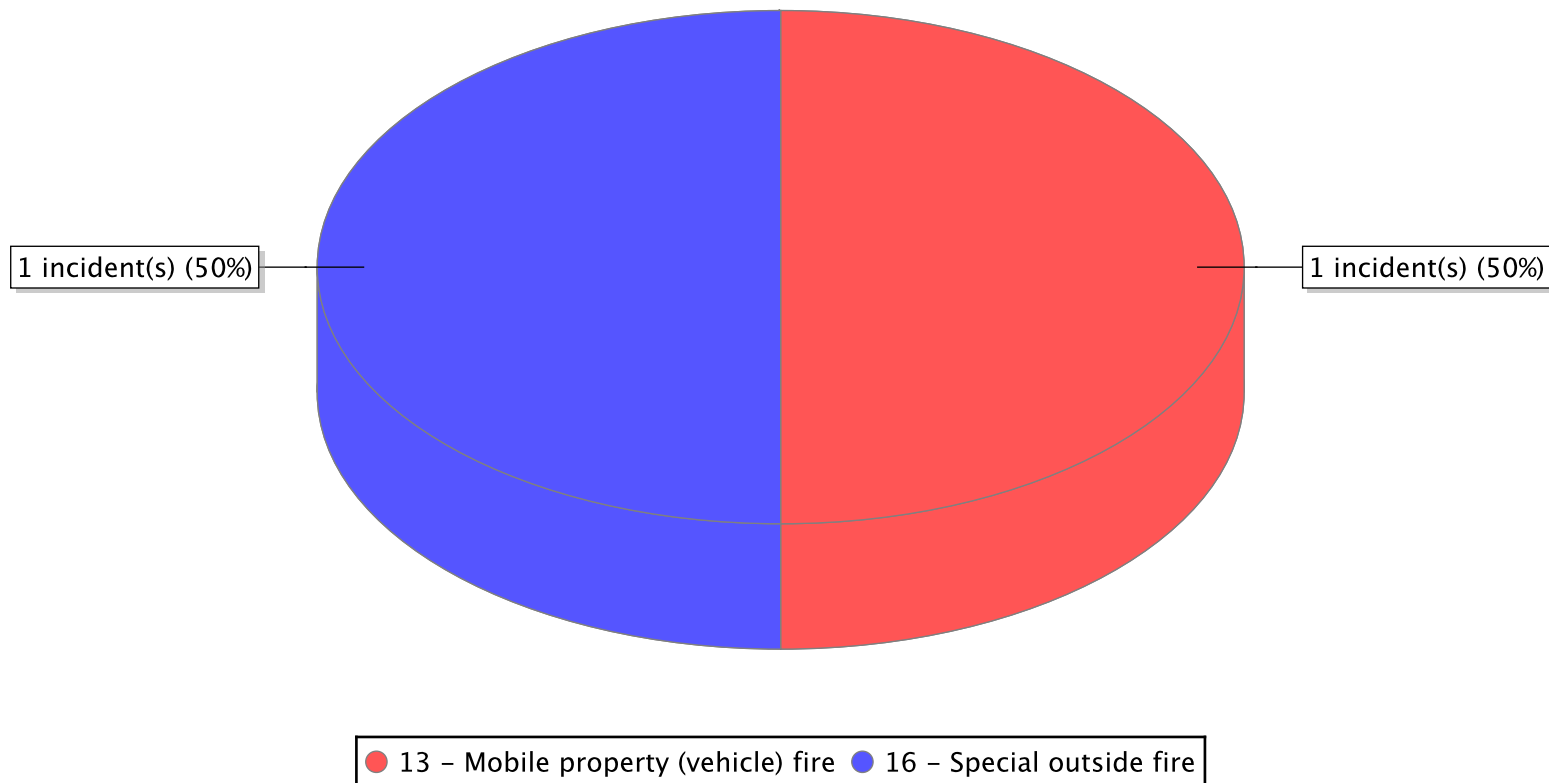


* Legend shows Incident Type followed by Description (description shortened to 25 characters).

Fire Report By FDID

Report Period: From 01/01/2016 to 12/31/2016

| FDID/FD Name | Fire Incident Type | # of Fires | % of Fires | Group Fires | % of Group |
|--------------------|-----------------------------|------------|-----------------|--------------|-----------------|
| 17013 | Structure Fires (110 - 123) | 0 | 0.00 % | 1,738 | 29.23 % |
| | Vehicle Fires (130 - 138) | 1 | 50.00 % | 950 | 15.98 % |
| Mammoth Creek FD | Outside Fires (140 - 173) | 1 | 50.00 % | 2,854 | 48.00 % |
| | All Other Fires (100) | 0 | 0.00 % | 404 | 6.79 % |
| Total Fires | | 2 | 100.00 % | 5,946 | 100.00 % |

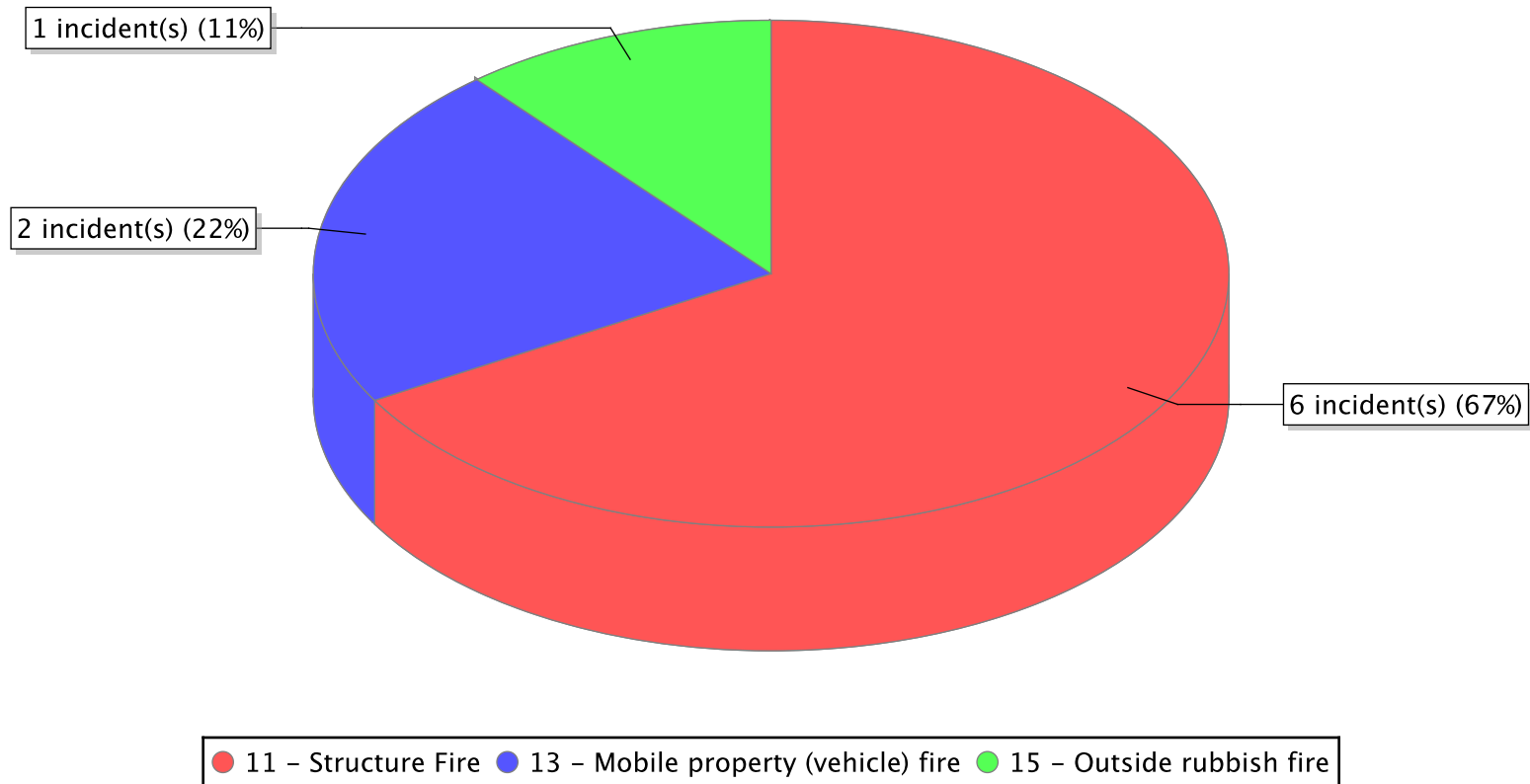


* Legend shows Incident Type followed by Description (description shortened to 25 characters).

Fire Report By FDID

Report Period: From 01/01/2016 to 12/31/2016

| FDID/FD Name | Fire Incident Type | # of Fires | % of Fires | Group Fires | % of Group |
|-----------------------|-----------------------------|------------|-----------------|--------------|-----------------|
| 39007 | Structure Fires (110 - 123) | 6 | 66.67 % | 1,738 | 29.23 % |
| | Vehicle Fires (130 - 138) | 2 | 22.22 % | 950 | 15.98 % |
| Manti Fire Department | Outside Fires (140 - 173) | 1 | 11.11 % | 2,854 | 48.00 % |
| | All Other Fires (100) | 0 | 0.00 % | 404 | 6.79 % |
| Total Fires | | 9 | 100.00 % | 5,946 | 100.00 % |

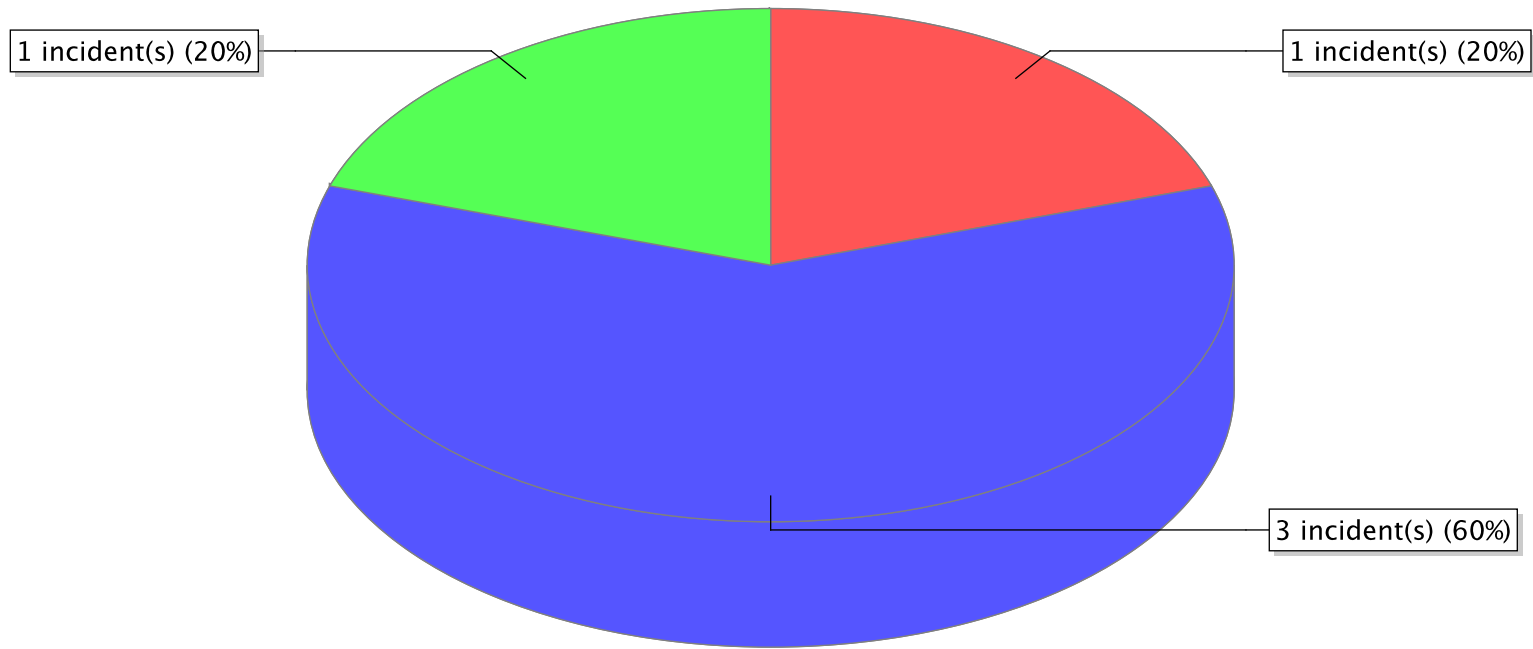


* Legend shows Incident Type followed by Description (description shortened to 25 characters).

Fire Report By FDID

Report Period: From 01/01/2016 to 12/31/2016

| FDID/FD Name | Fire Incident Type | # of Fires | % of Fires | Group Fires | % of Group |
|--------------------|-----------------------------|------------|-----------------|--------------|-----------------|
| 03011 | Structure Fires (110 - 123) | 1 | 20.00 % | 1,738 | 29.23 % |
| | Vehicle Fires (130 - 138) | 3 | 60.00 % | 950 | 15.98 % |
| Mantua FD | Outside Fires (140 - 173) | 1 | 20.00 % | 2,854 | 48.00 % |
| | All Other Fires (100) | 0 | 0.00 % | 404 | 6.79 % |
| Total Fires | | 5 | 100.00 % | 5,946 | 100.00 % |



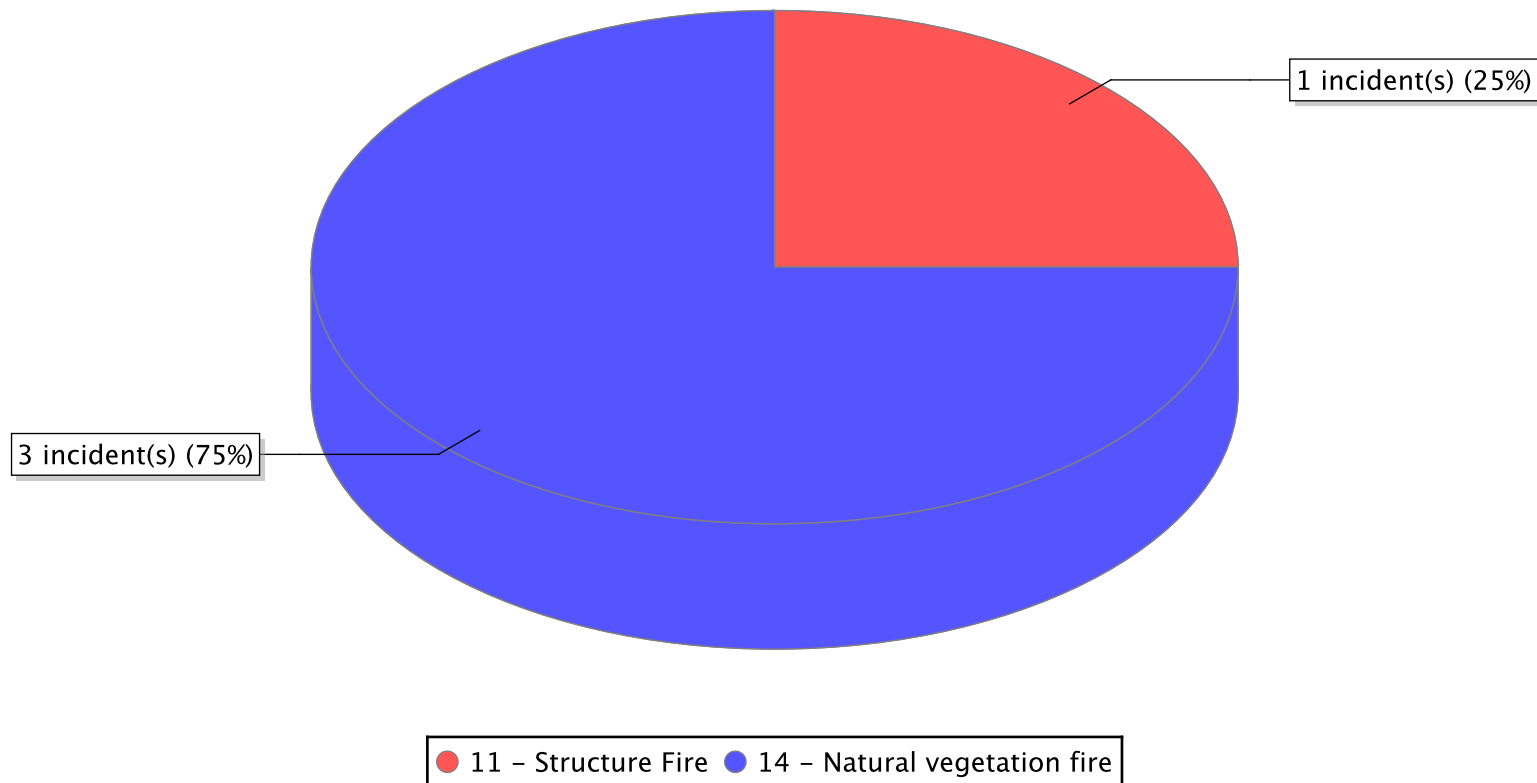
● 11 - Structure Fire ● 13 - Mobile property (vehicle) fire ● 17 - Cultivated vegetation, crop fire

* Legend shows Incident Type followed by Description (description shortened to 25 characters).

Fire Report By FDID

Report Period: From 01/01/2016 to 12/31/2016

| FDID/FD Name | Fire Incident Type | # of Fires | % of Fires | Group Fires | % of Group |
|--------------------|-----------------------------|------------|-----------------|--------------|-----------------|
| 27008 | Structure Fires (110 - 123) | 1 | 25.00 % | 1,738 | 29.23 % |
| | Vehicle Fires (130 - 138) | 0 | 0.00 % | 950 | 15.98 % |
| Meadow FD | Outside Fires (140 - 173) | 3 | 75.00 % | 2,854 | 48.00 % |
| | All Other Fires (100) | 0 | 0.00 % | 404 | 6.79 % |
| Total Fires | | 4 | 100.00 % | 5,946 | 100.00 % |

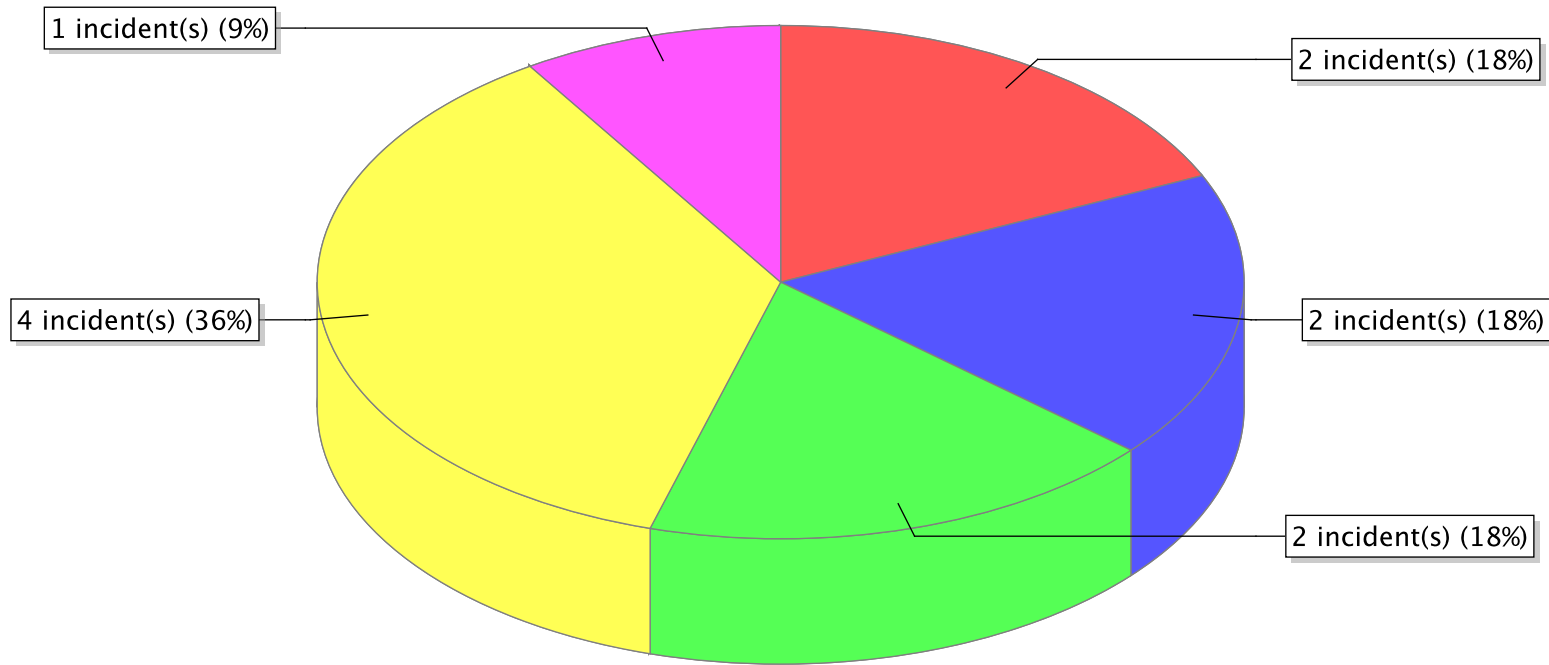


* Legend shows Incident Type followed by Description (description shortened to 25 characters).

Fire Report By FDID

Report Period: From 01/01/2016 to 12/31/2016

| FDID/FD Name | Fire Incident Type | # of Fires | % of Fires | Group Fires | % of Group |
|---------------------|-----------------------------|------------|-----------------|--------------|-----------------|
| 05009 | Structure Fires (110 - 123) | 2 | 18.18 % | 1,738 | 29.23 % |
| | Vehicle Fires (130 - 138) | 2 | 18.18 % | 950 | 15.98 % |
| MENDON FIRE AND EMS | Outside Fires (140 - 173) | 5 | 45.45 % | 2,854 | 48.00 % |
| | All Other Fires (100) | 2 | 18.18 % | 404 | 6.79 % |
| Total Fires | | 11 | 100.00 % | 5,946 | 100.00 % |



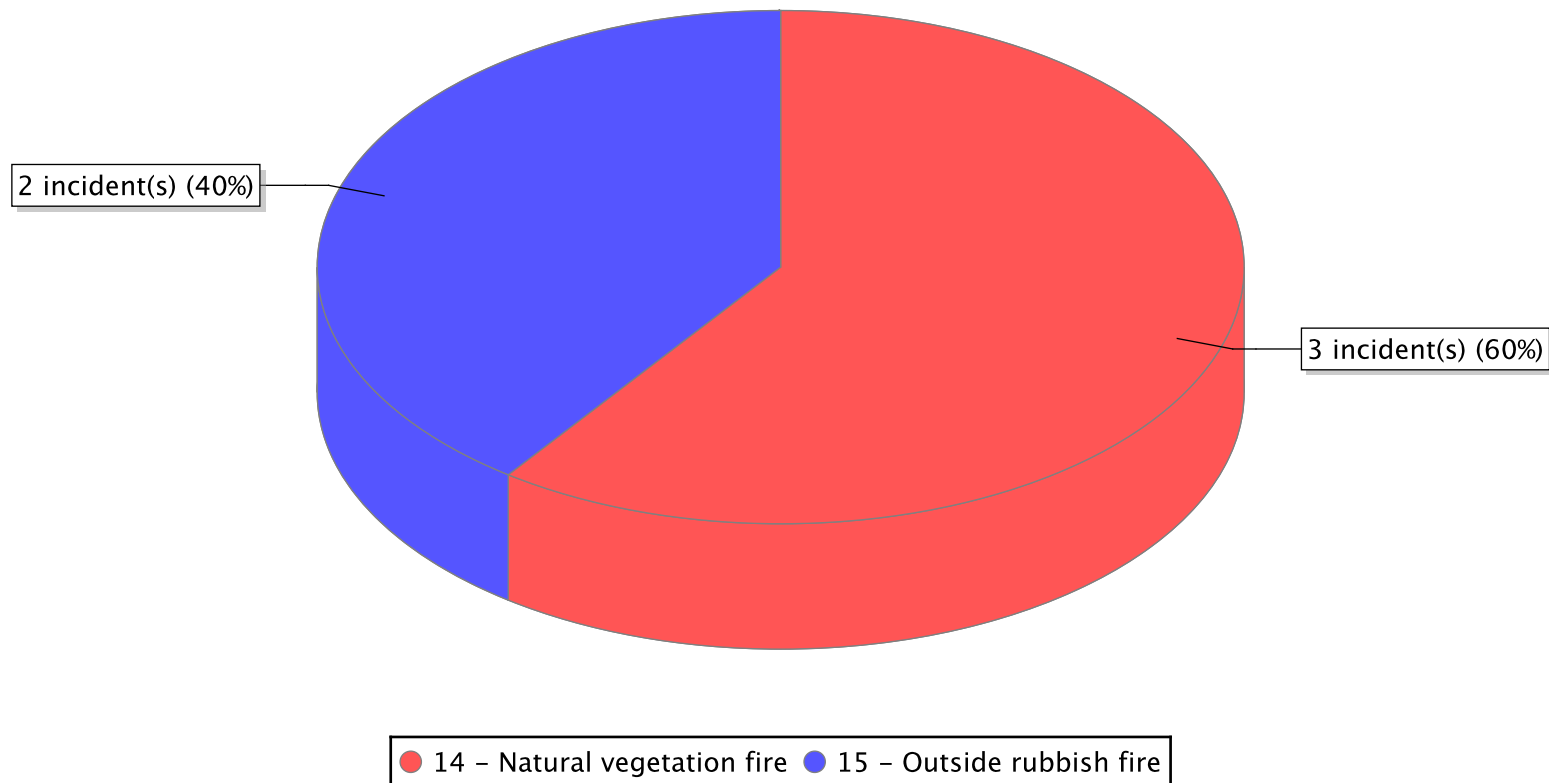
● 10 - Fire, other ● 11 - Structure Fire ● 13 - Mobile property (vehicle) fire ● 14 - Natural vegetation fire ● 15 - Outside rubbish fire

* Legend shows Incident Type followed by Description (description shortened to 25 characters).

Fire Report By FDID

Report Period: From 01/01/2016 to 12/31/2016

| FDID/FD Name | Fire Incident Type | # of Fires | % of Fires | Group Fires | % of Group |
|--------------------|-----------------------------|------------|-----------------|--------------|-----------------|
| 51003 | Structure Fires (110 - 123) | 0 | 0.00 % | 1,738 | 29.23 % |
| | Vehicle Fires (130 - 138) | 0 | 0.00 % | 950 | 15.98 % |
| Midway FD | Outside Fires (140 - 173) | 5 | 100.00 % | 2,854 | 48.00 % |
| | All Other Fires (100) | 0 | 0.00 % | 404 | 6.79 % |
| Total Fires | | 5 | 100.00 % | 5,946 | 100.00 % |

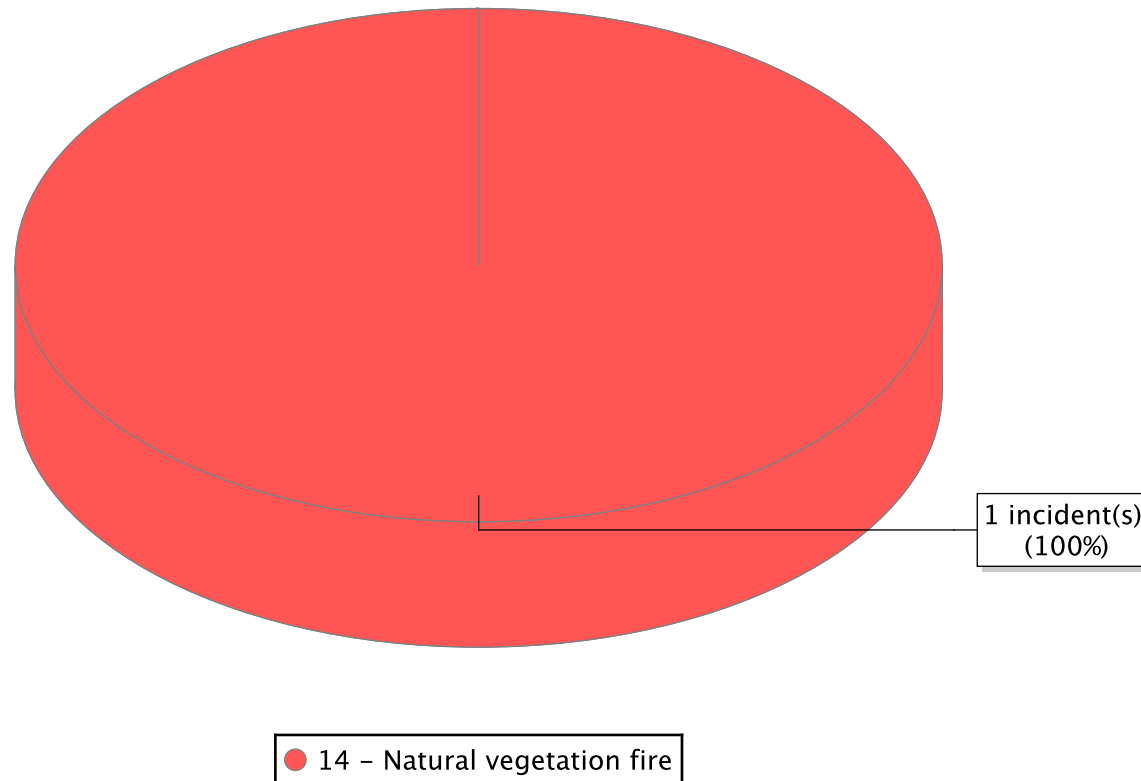


* Legend shows Incident Type followed by Description (description shortened to 25 characters).

Fire Report By FDID

Report Period: From 01/01/2016 to 12/31/2016

| FDID/FD Name | Fire Incident Type | # of Fires | % of Fires | Group Fires | % of Group |
|--------------------|-----------------------------|------------|-----------------|--------------|-----------------|
| 51011 | Structure Fires (110 - 123) | 0 | 0.00 % | 1,738 | 29.23 % |
| | Vehicle Fires (130 - 138) | 0 | 0.00 % | 950 | 15.98 % |
| Mill Hollow FD | Outside Fires (140 - 173) | 1 | 100.00 % | 2,854 | 48.00 % |
| | All Other Fires (100) | 0 | 0.00 % | 404 | 6.79 % |
| Total Fires | | 1 | 100.00 % | 5,946 | 100.00 % |

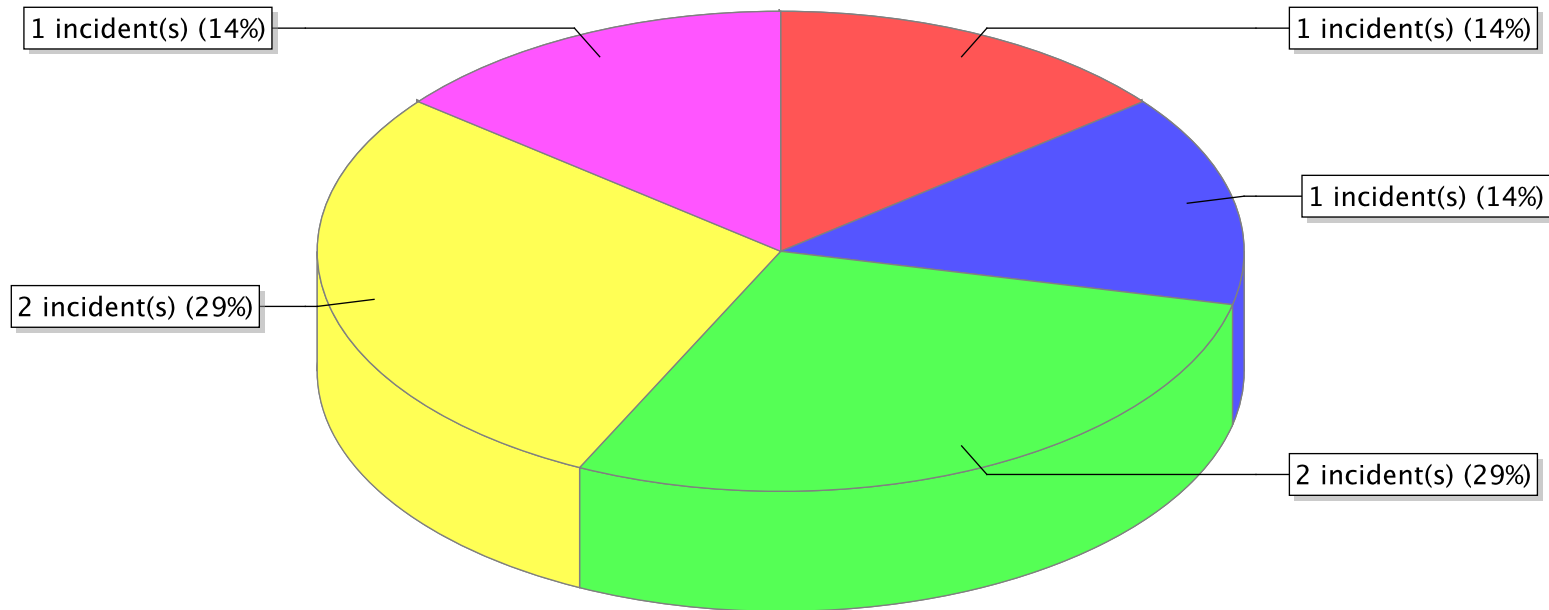


* Legend shows Incident Type followed by Description (description shortened to 25 characters).

Fire Report By FDID

Report Period: From 01/01/2016 to 12/31/2016

| FDID/FD Name | Fire Incident Type | # of Fires | % of Fires | Group Fires | % of Group |
|----------------------------|-----------------------------|------------|-----------------|--------------|-----------------|
| 37004 | Structure Fires (110 - 123) | 2 | 28.57 % | 1,738 | 29.23 % |
| | Vehicle Fires (130 - 138) | 2 | 28.57 % | 950 | 15.98 % |
| Monticello Fire Department | Outside Fires (140 - 173) | 3 | 42.86 % | 2,854 | 48.00 % |
| | All Other Fires (100) | 0 | 0.00 % | 404 | 6.79 % |
| Total Fires | | 7 | 100.00 % | 5,946 | 100.00 % |



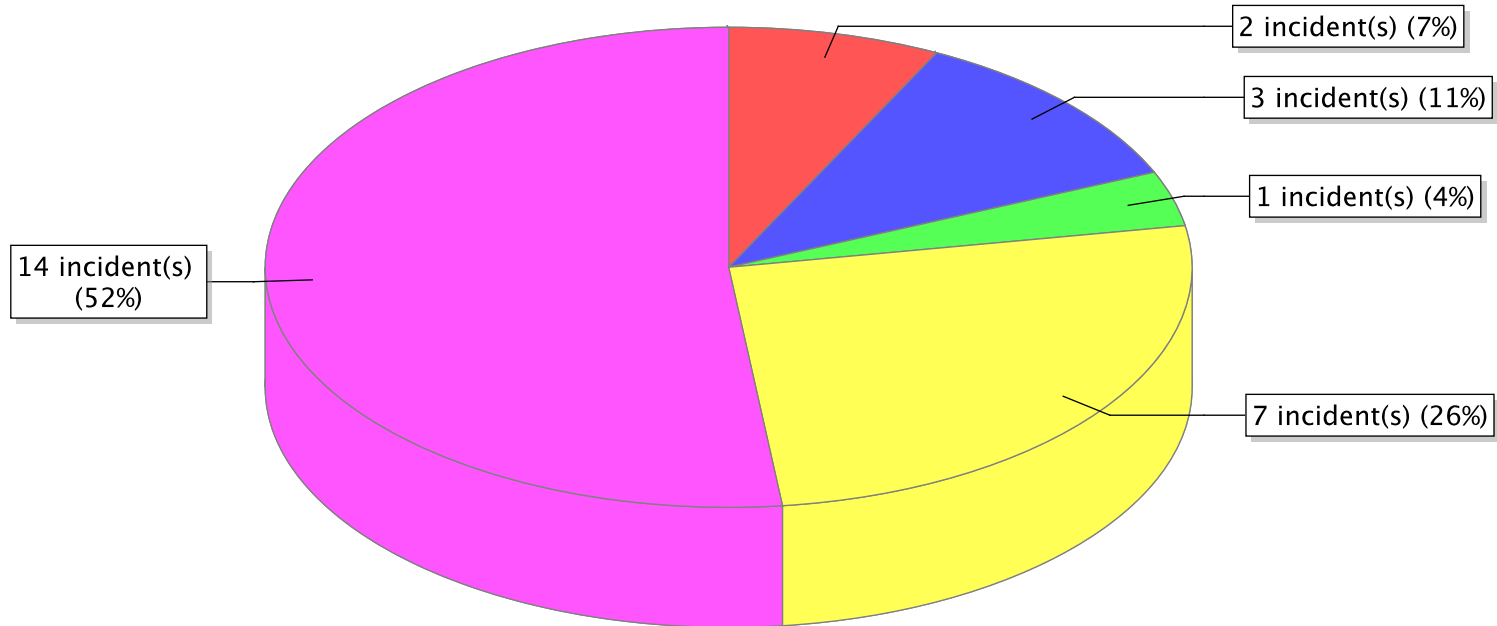
- 11 - Structure Fire
- 12 - Fire in mobile property used as a fixed structure
- 13 - Mobile property (vehicle) fire
- 14 - Natural vegetation fire
- 16 - Special outside fire

* Legend shows Incident Type followed by Description (description shortened to 25 characters).

Fire Report By FDID

Report Period: From 01/01/2016 to 12/31/2016

| FDID/FD Name | Fire Incident Type | # of Fires | % of Fires | Group Fires | % of Group |
|--------------------|-----------------------------|------------|-----------------|--------------|-----------------|
| 29002 | Structure Fires (110 - 123) | 4 | 14.81 % | 1,738 | 29.23 % |
| | Vehicle Fires (130 - 138) | 7 | 25.93 % | 950 | 15.98 % |
| Morgan County FD | Outside Fires (140 - 173) | 14 | 51.85 % | 2,854 | 48.00 % |
| | All Other Fires (100) | 2 | 7.41 % | 404 | 6.79 % |
| Total Fires | | 27 | 100.00 % | 5,946 | 100.00 % |



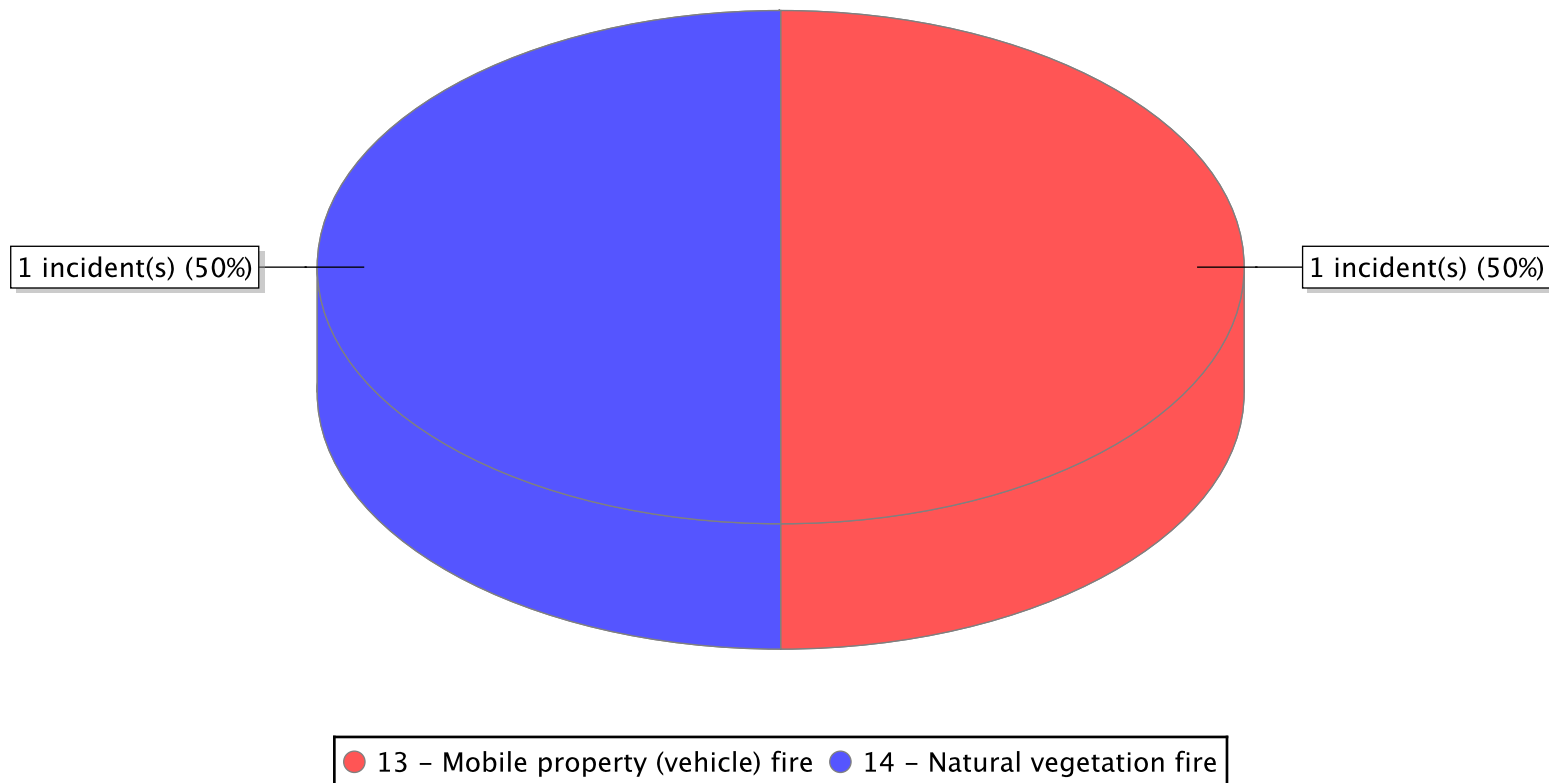
- 10 – Fire, other
- 11 – Structure Fire
- 12 – Fire in mobile property used as a fixed structure
- 13 – Mobile property (vehicle) fire
- 14 – Natural vegetation fire

* Legend shows Incident Type followed by Description (description shortened to 25 characters).

Fire Report By FDID

Report Period: From 01/01/2016 to 12/31/2016

| FDID/FD Name | Fire Incident Type | # of Fires | % of Fires | Group Fires | % of Group |
|--------------------|-----------------------------|------------|-----------------|--------------|-----------------|
| 39010 | Structure Fires (110 - 123) | 0 | 0.00 % | 1,738 | 29.23 % |
| | Vehicle Fires (130 - 138) | 1 | 50.00 % | 950 | 15.98 % |
| Mount Pleasant FD | Outside Fires (140 - 173) | 1 | 50.00 % | 2,854 | 48.00 % |
| | All Other Fires (100) | 0 | 0.00 % | 404 | 6.79 % |
| Total Fires | | 2 | 100.00 % | 5,946 | 100.00 % |

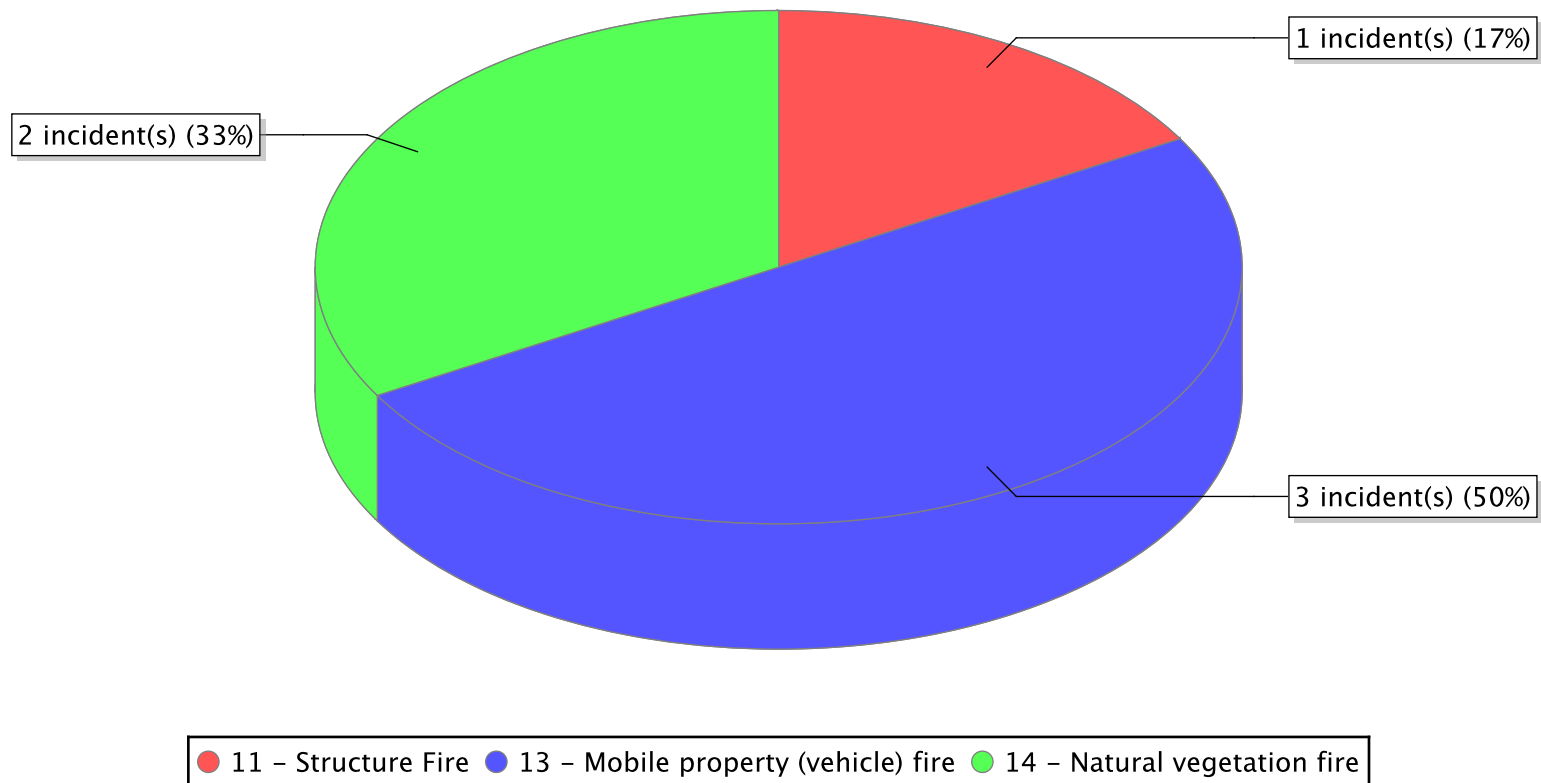


* Legend shows Incident Type followed by Description (description shortened to 25 characters).

Fire Report By FDID

Report Period: From 01/01/2016 to 12/31/2016

| FDID/FD Name | Fire Incident Type | # of Fires | % of Fires | Group Fires | % of Group |
|--------------------|-----------------------------|------------|-----------------|--------------|-----------------|
| 29003 | Structure Fires (110 - 123) | 1 | 16.67 % | 1,738 | 29.23 % |
| | Vehicle Fires (130 - 138) | 3 | 50.00 % | 950 | 15.98 % |
| Mountain Green FD | Outside Fires (140 - 173) | 2 | 33.33 % | 2,854 | 48.00 % |
| | All Other Fires (100) | 0 | 0.00 % | 404 | 6.79 % |
| Total Fires | | 6 | 100.00 % | 5,946 | 100.00 % |

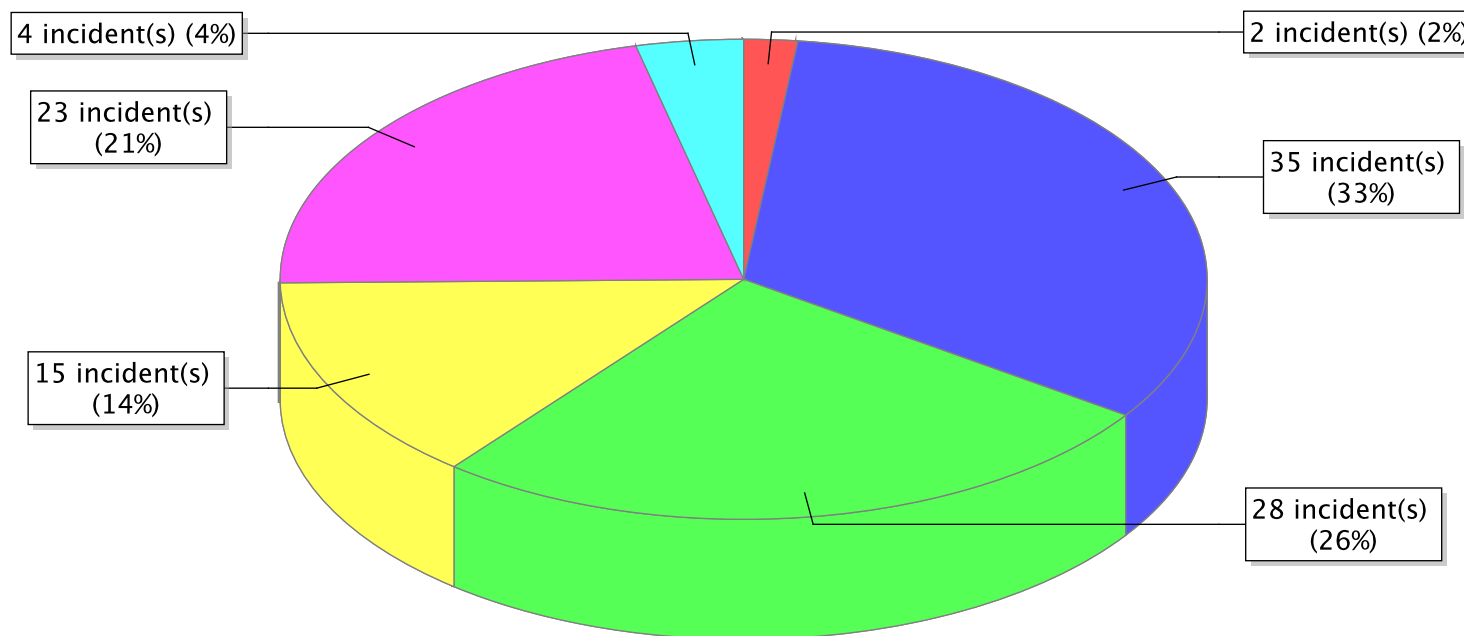


* Legend shows Incident Type followed by Description (description shortened to 25 characters).

Fire Report By FDID

Report Period: From 01/01/2016 to 12/31/2016

| FDID/FD Name | Fire Incident Type | # of Fires | % of Fires | Group Fires | % of Group |
|-----------------------------|-----------------------------|------------|-----------------|--------------|-----------------|
| 35003 | Structure Fires (110 - 123) | 35 | 32.71 % | 1,738 | 29.23 % |
| | Vehicle Fires (130 - 138) | 28 | 26.17 % | 950 | 15.98 % |
| Murray City Fire Department | Outside Fires (140 - 173) | 42 | 39.25 % | 2,854 | 48.00 % |
| | All Other Fires (100) | 2 | 1.87 % | 404 | 6.79 % |
| | Total Fires | 107 | 100.00 % | 5,946 | 100.00 % |



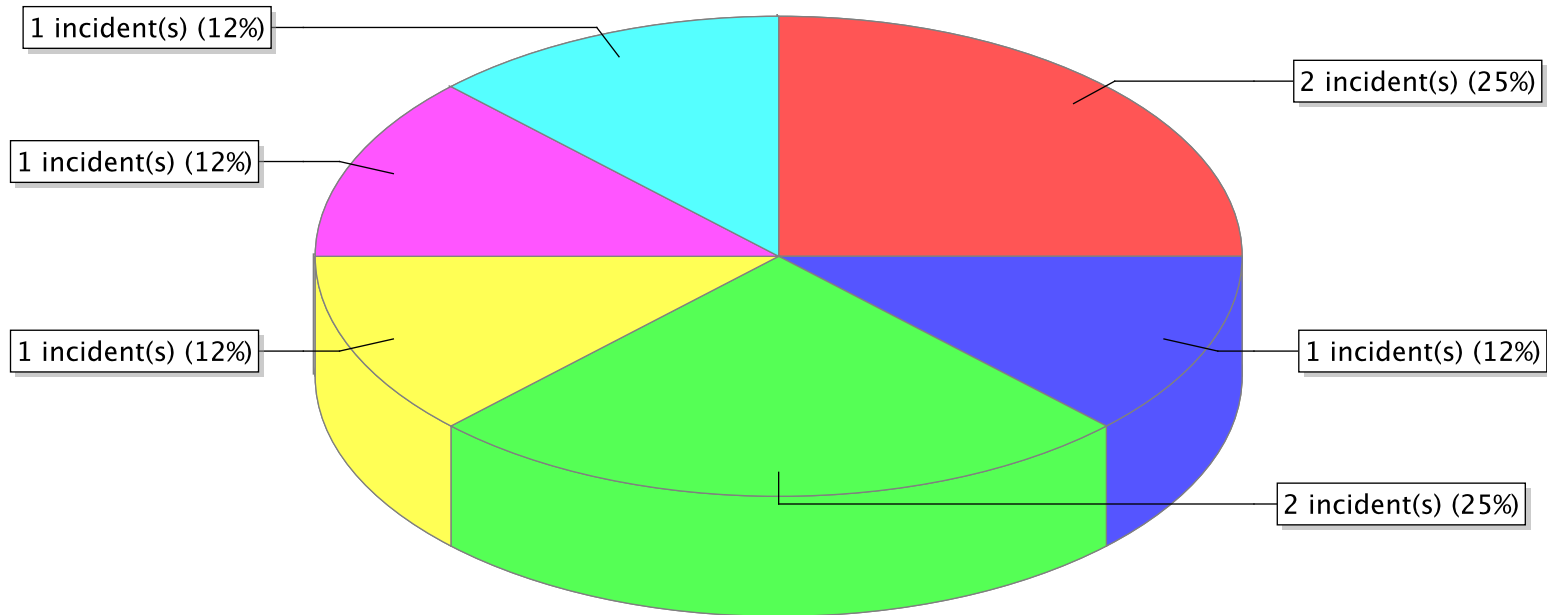
- 10 - Fire, other
- 11 - Structure Fire
- 13 - Mobile property (vehicle) fire
- 14 - Natural vegetation fire
- 15 - Outside rubbish fire
- 16 - Special outside fire

* Legend shows Incident Type followed by Description (description shortened to 25 characters).

Fire Report By FDID

Report Period: From 01/01/2016 to 12/31/2016

| FDID/FD Name | Fire Incident Type | # of Fires | % of Fires | Group Fires | % of Group |
|--------------|-----------------------------|------------|-----------------|--------------|-----------------|
| 47007 | Structure Fires (110 - 123) | 3 | 37.50 % | 1,738 | 29.23 % |
| | Vehicle Fires (130 - 138) | 2 | 25.00 % | 950 | 15.98 % |
| Naples FD | Outside Fires (140 - 173) | 3 | 37.50 % | 2,854 | 48.00 % |
| | All Other Fires (100) | 0 | 0.00 % | 404 | 6.79 % |
| | Total Fires | 8 | 100.00 % | 5,946 | 100.00 % |



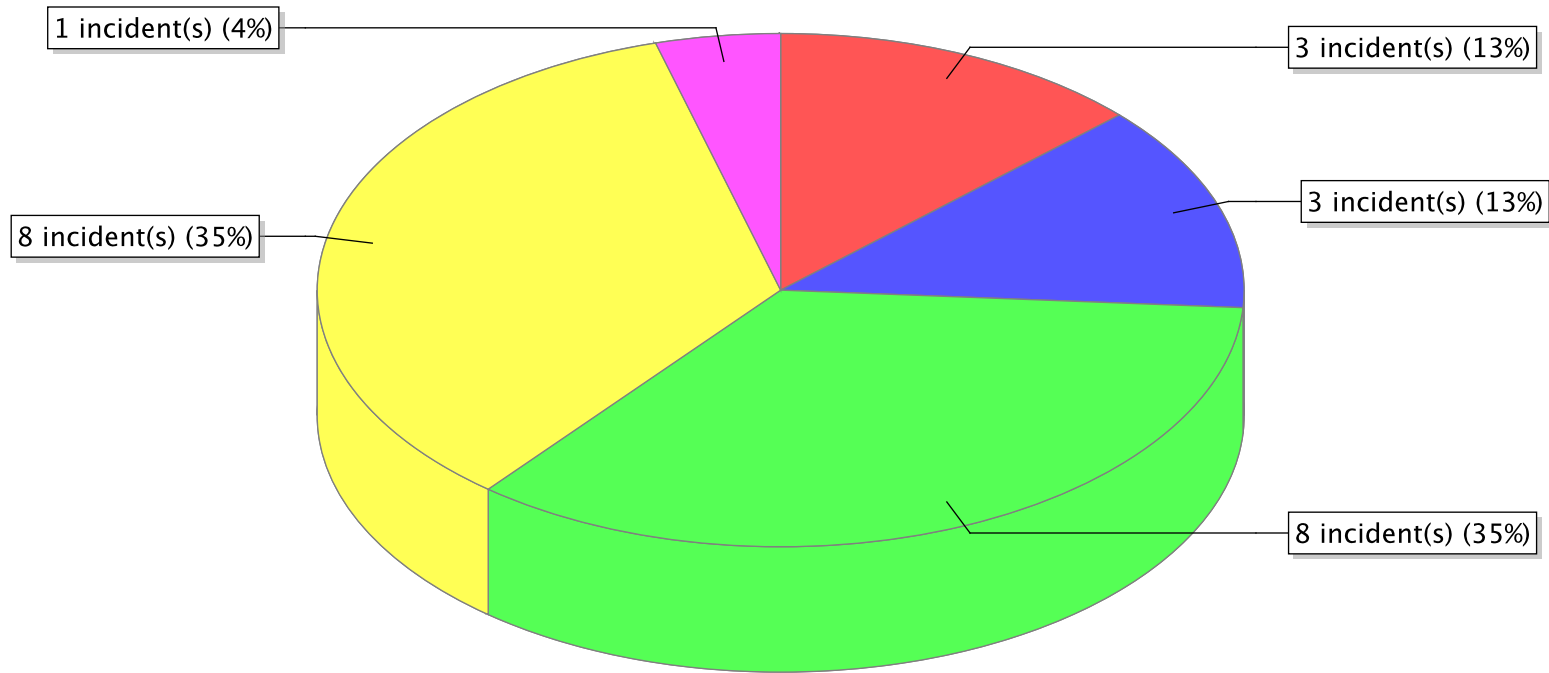
- 11 - Structure Fire
- 12 - Fire in mobile property used as a fixed structure
- 13 - Mobile property (vehicle) fire
- 14 - Natural vegetation fire
- 16 - Special outside fire
- 17 - Cultivated vegetation, crop fire

* Legend shows Incident Type followed by Description (description shortened to 25 characters).

Fire Report By FDID

Report Period: From 01/01/2016 to 12/31/2016

| FDID/FD Name | Fire Incident Type | # of Fires | % of Fires | Group Fires | % of Group |
|--------------------|-----------------------------|------------|-----------------|--------------|-----------------|
| 23006 | Structure Fires (110 - 123) | 3 | 13.04 % | 1,738 | 29.23 % |
| | Vehicle Fires (130 - 138) | 8 | 34.78 % | 950 | 15.98 % |
| Nephi FD | Outside Fires (140 - 173) | 9 | 39.13 % | 2,854 | 48.00 % |
| | All Other Fires (100) | 3 | 13.04 % | 404 | 6.79 % |
| Total Fires | | 23 | 100.00 % | 5,946 | 100.00 % |



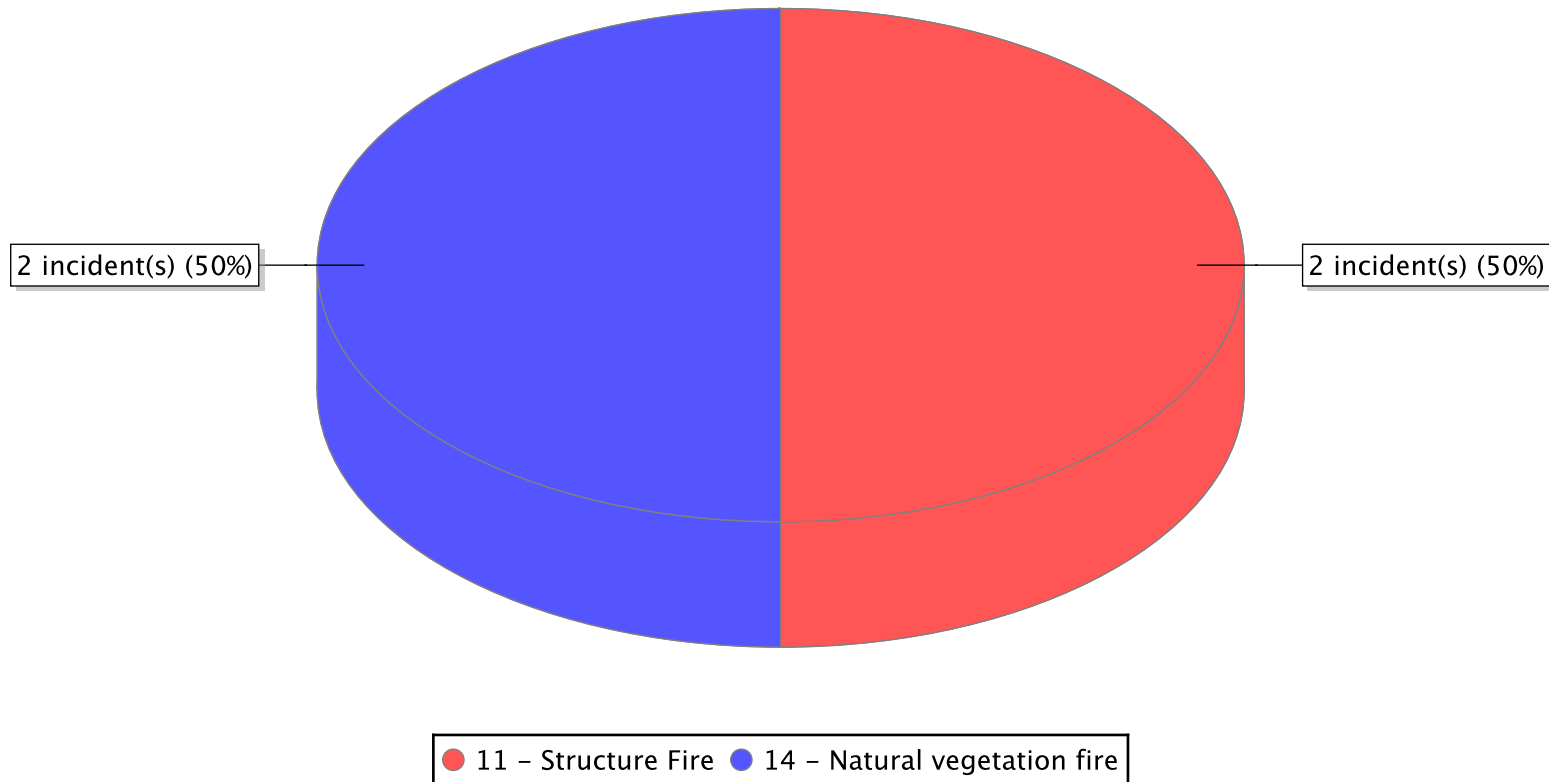
● 10 - Fire, other ● 11 - Structure Fire ● 13 - Mobile property (vehicle) fire ● 14 - Natural vegetation fire ● 15 - Outside rubbish fire

* Legend shows Incident Type followed by Description (description shortened to 25 characters).

Fire Report By FDID

Report Period: From 01/01/2016 to 12/31/2016

| FDID/FD Name | Fire Incident Type | # of Fires | % of Fires | Group Fires | % of Group |
|--------------------|-----------------------------|------------|-----------------|--------------|-----------------|
| 05011 | Structure Fires (110 - 123) | 2 | 50.00 % | 1,738 | 29.23 % |
| | Vehicle Fires (130 - 138) | 0 | 0.00 % | 950 | 15.98 % |
| Newton FD | Outside Fires (140 - 173) | 2 | 50.00 % | 2,854 | 48.00 % |
| | All Other Fires (100) | 0 | 0.00 % | 404 | 6.79 % |
| Total Fires | | 4 | 100.00 % | 5,946 | 100.00 % |

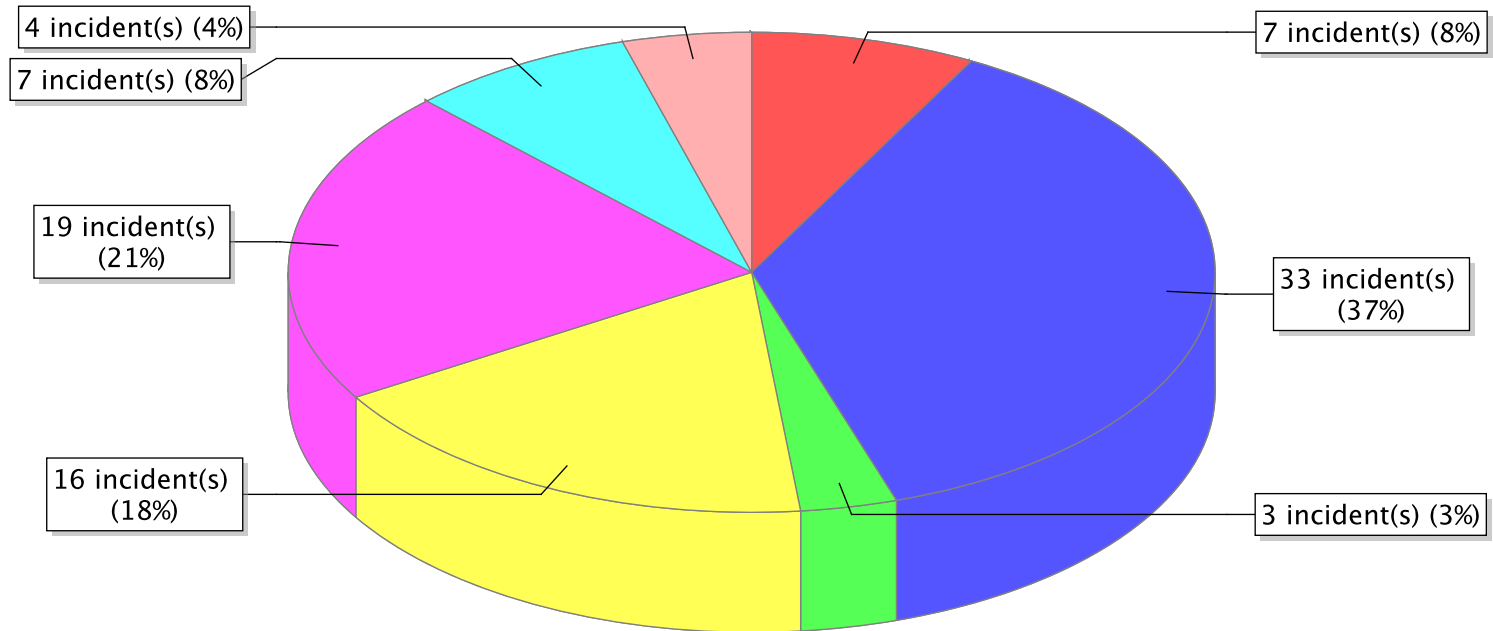


* Legend shows Incident Type followed by Description (description shortened to 25 characters).

Fire Report By FDID

Report Period: From 01/01/2016 to 12/31/2016

| FDID/FD Name | Fire Incident Type | # of Fires | % of Fires | Group Fires | % of Group |
|--------------------|-----------------------------|------------|-----------------|--------------|-----------------|
| 11003 | Structure Fires (110 - 123) | 36 | 40.45 % | 1,738 | 29.23 % |
| | Vehicle Fires (130 - 138) | 16 | 17.98 % | 950 | 15.98 % |
| North Davis FD | Outside Fires (140 - 173) | 30 | 33.71 % | 2,854 | 48.00 % |
| | All Other Fires (100) | 7 | 7.87 % | 404 | 6.79 % |
| Total Fires | | 89 | 100.00 % | 5,946 | 100.00 % |



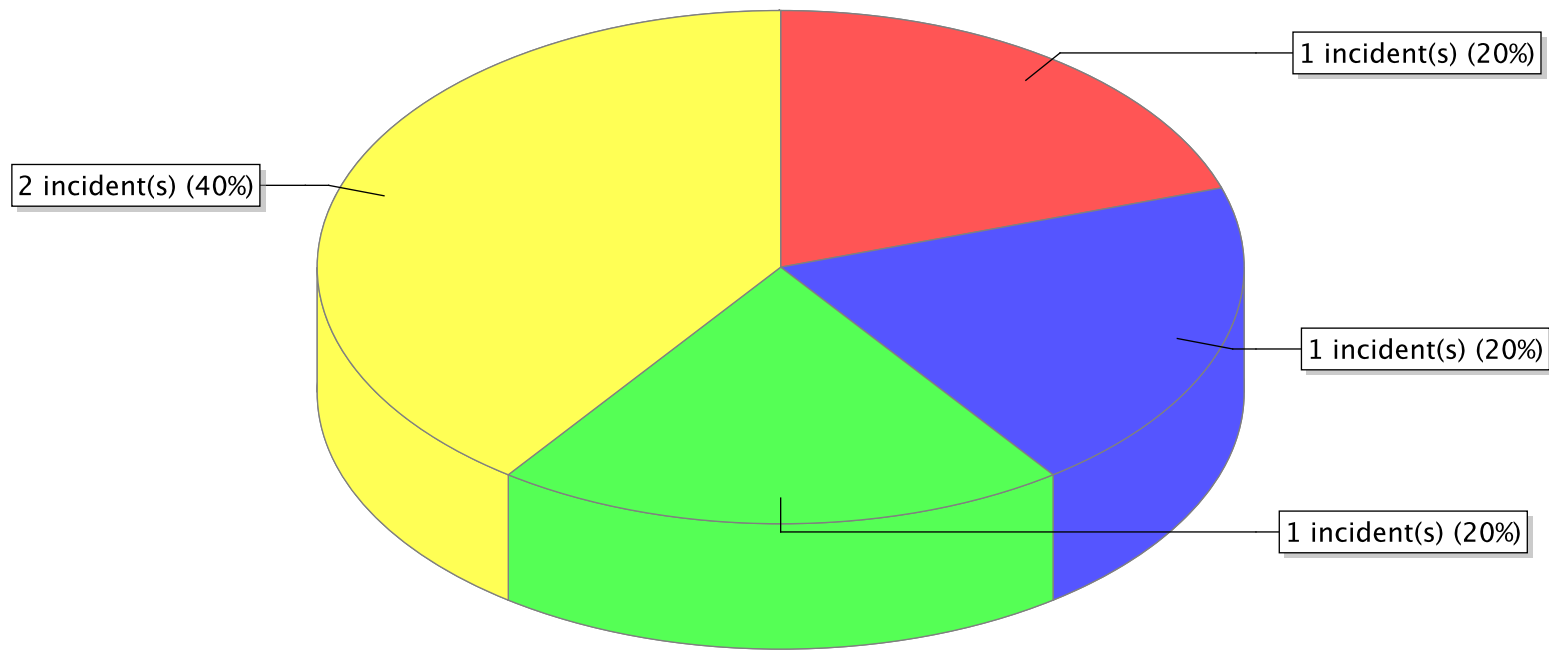
- 10 - Fire, other
- 11 - Structure Fire
- 12 - Fire in mobile property used as a fixed structure
- 13 - Mobile property (vehicle) fire
- 14 - Natural vegetation fire
- 15 - Outside rubbish fire
- 16 - Special outside fire

* Legend shows Incident Type followed by Description (description shortened to 25 characters).

Fire Report By FDID

Report Period: From 01/01/2016 to 12/31/2016

| FDID/FD Name | Fire Incident Type | # of Fires | % of Fires | Group Fires | % of Group |
|----------------------------|-----------------------------|------------|-----------------|--------------|-----------------|
| 49020 | Structure Fires (110 - 123) | 1 | 20.00 % | 1,738 | 29.23 % |
| | Vehicle Fires (130 - 138) | 0 | 0.00 % | 950 | 15.98 % |
| North Fork Fire Department | Outside Fires (140 - 173) | 4 | 80.00 % | 2,854 | 48.00 % |
| | All Other Fires (100) | 0 | 0.00 % | 404 | 6.79 % |
| Total Fires | | 5 | 100.00 % | 5,946 | 100.00 % |



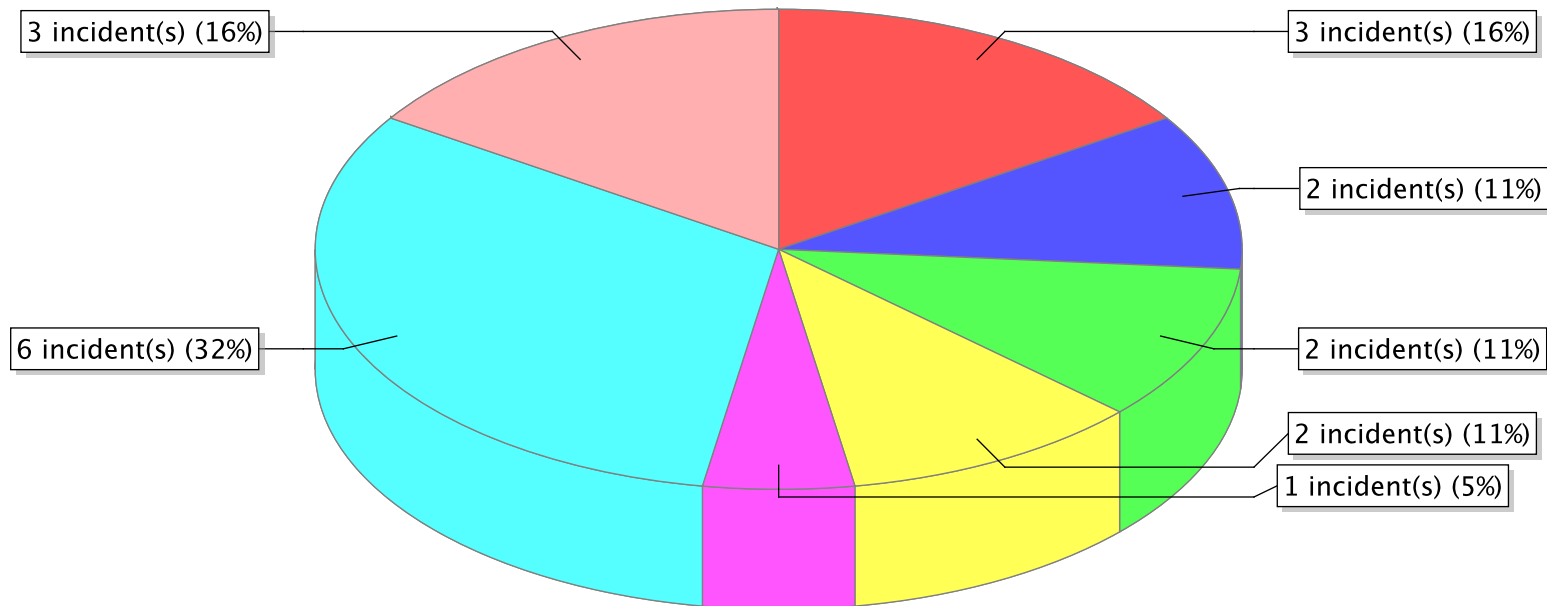
● 11 - Structure Fire ● 14 - Natural vegetation fire ● 15 - Outside rubbish fire ● 16 - Special outside fire

* Legend shows Incident Type followed by Description (description shortened to 25 characters).

Fire Report By FDID

Report Period: From 01/01/2016 to 12/31/2016

| FDID/FD Name | Fire Incident Type | # of Fires | % of Fires | Group Fires | % of Group |
|--------------------|-----------------------------|------------|-----------------|--------------|-----------------|
| 05013 | Structure Fires (110 - 123) | 4 | 21.05 % | 1,738 | 29.23 % |
| | Vehicle Fires (130 - 138) | 2 | 10.53 % | 950 | 15.98 % |
| North Logan FD | Outside Fires (140 - 173) | 10 | 52.63 % | 2,854 | 48.00 % |
| | All Other Fires (100) | 3 | 15.79 % | 404 | 6.79 % |
| Total Fires | | 19 | 100.00 % | 5,946 | 100.00 % |



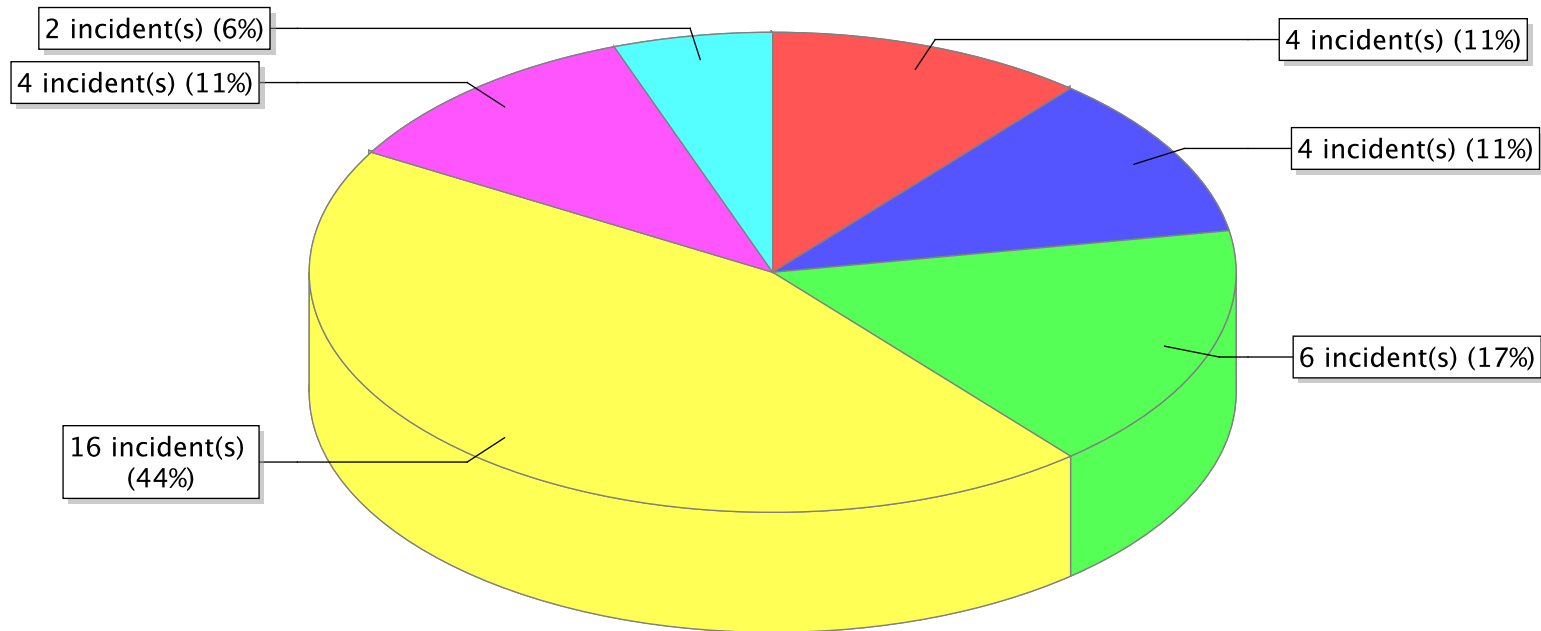
- 10 - Fire, other
- 11 - Structure Fire
- 12 - Fire in mobile property used as a fixed structure
- 13 - Mobile property (vehicle) fire
- 14 - Natural vegetation fire
- 15 - Outside rubbish fire
- 16 - Special outside fire

* Legend shows Incident Type followed by Description (description shortened to 25 characters).

Fire Report By FDID

Report Period: From 01/01/2016 to 12/31/2016

| FDID/FD Name | Fire Incident Type | # of Fires | % of Fires | Group Fires | % of Group |
|--------------------|-----------------------------|------------|-----------------|--------------|-----------------|
| 43001 | Structure Fires (110 - 123) | 4 | 11.11 % | 1,738 | 29.23 % |
| | Vehicle Fires (130 - 138) | 6 | 16.67 % | 950 | 15.98 % |
| North Summit FD | Outside Fires (140 - 173) | 22 | 61.11 % | 2,854 | 48.00 % |
| | All Other Fires (100) | 4 | 11.11 % | 404 | 6.79 % |
| Total Fires | | 36 | 100.00 % | 5,946 | 100.00 % |



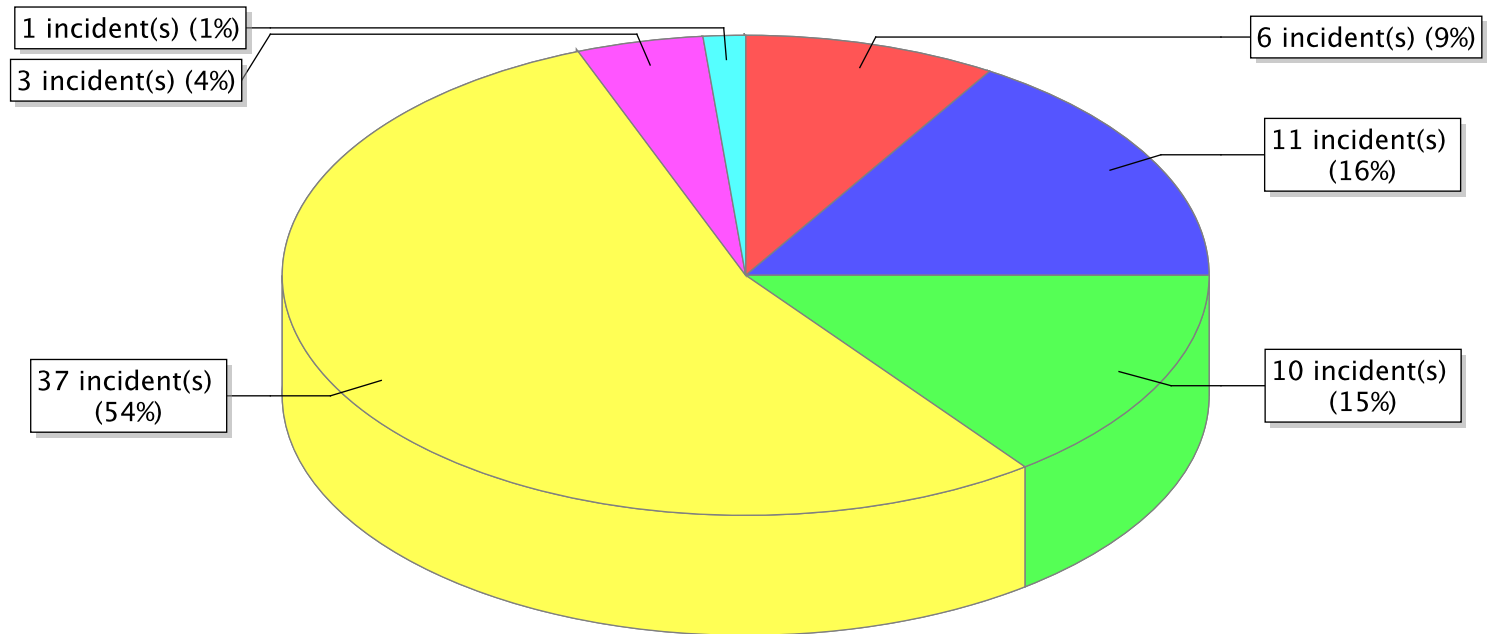
- 10 - Fire, other
- 11 - Structure Fire
- 13 - Mobile property (vehicle) fire
- 14 - Natural vegetation fire
- 15 - Outside rubbish fire
- 16 - Special outside fire

* Legend shows Incident Type followed by Description (description shortened to 25 characters).

Fire Report By FDID

Report Period: From 01/01/2016 to 12/31/2016

| FDID/FD Name | Fire Incident Type | # of Fires | % of Fires | Group Fires | % of Group |
|-------------------------------|-----------------------------|------------|-----------------|--------------|-----------------|
| 45011 | Structure Fires (110 - 123) | 11 | 16.18 % | 1,738 | 29.23 % |
| | Vehicle Fires (130 - 138) | 10 | 14.71 % | 950 | 15.98 % |
| North Tooele County Fire Dept | Outside Fires (140 - 173) | 41 | 60.29 % | 2,854 | 48.00 % |
| | All Other Fires (100) | 6 | 8.82 % | 404 | 6.79 % |
| | Total Fires | 68 | 100.00 % | 5,946 | 100.00 % |



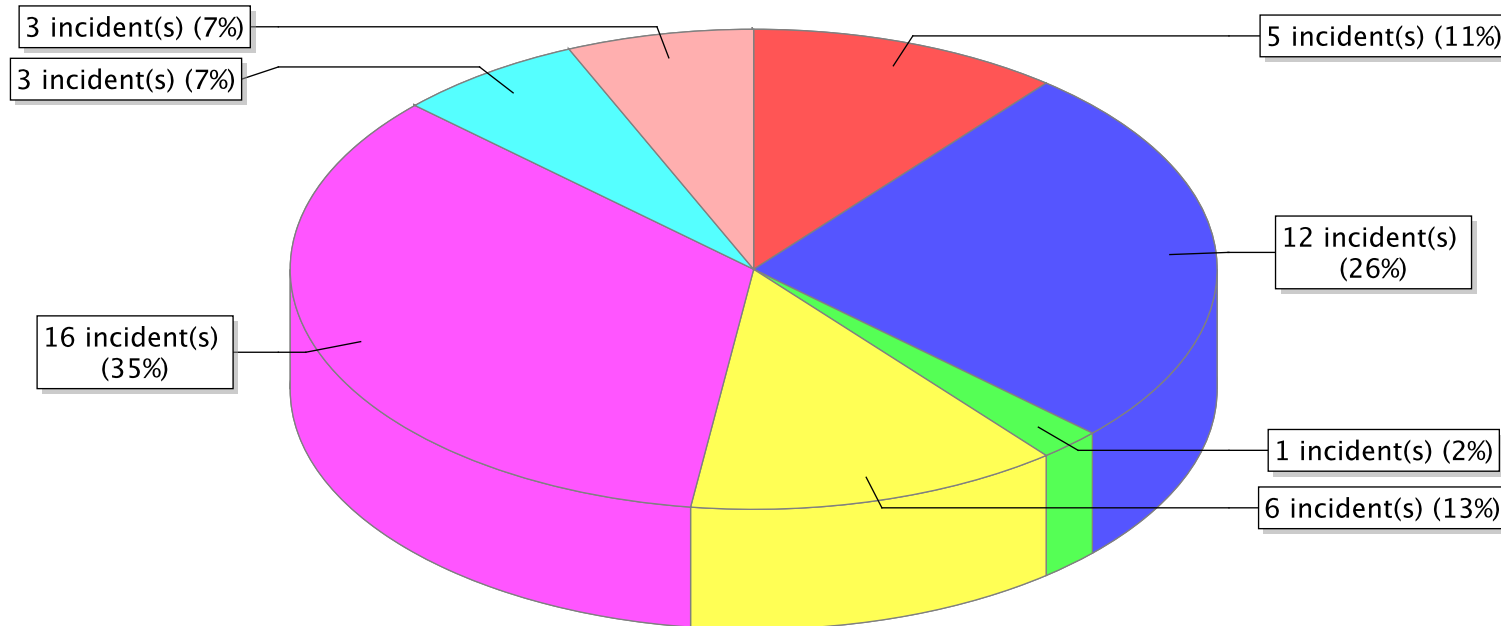
- 10 - Fire, other
- 11 - Structure Fire
- 13 - Mobile property (vehicle) fire
- 14 - Natural vegetation fire
- 15 - Outside rubbish fire
- 16 - Special outside fire

* Legend shows Incident Type followed by Description (description shortened to 25 characters).

Fire Report By FDID

Report Period: From 01/01/2016 to 12/31/2016

| FDID/FD Name | Fire Incident Type | # of Fires | % of Fires | Group Fires | % of Group |
|---------------|-----------------------------|------------|-----------------|--------------|-----------------|
| 57004 | Structure Fires (110 - 123) | 13 | 28.26 % | 1,738 | 29.23 % |
| | Vehicle Fires (130 - 138) | 6 | 13.04 % | 950 | 15.98 % |
| North View FD | Outside Fires (140 - 173) | 22 | 47.83 % | 2,854 | 48.00 % |
| | All Other Fires (100) | 5 | 10.87 % | 404 | 6.79 % |
| | Total Fires | 46 | 100.00 % | 5,946 | 100.00 % |



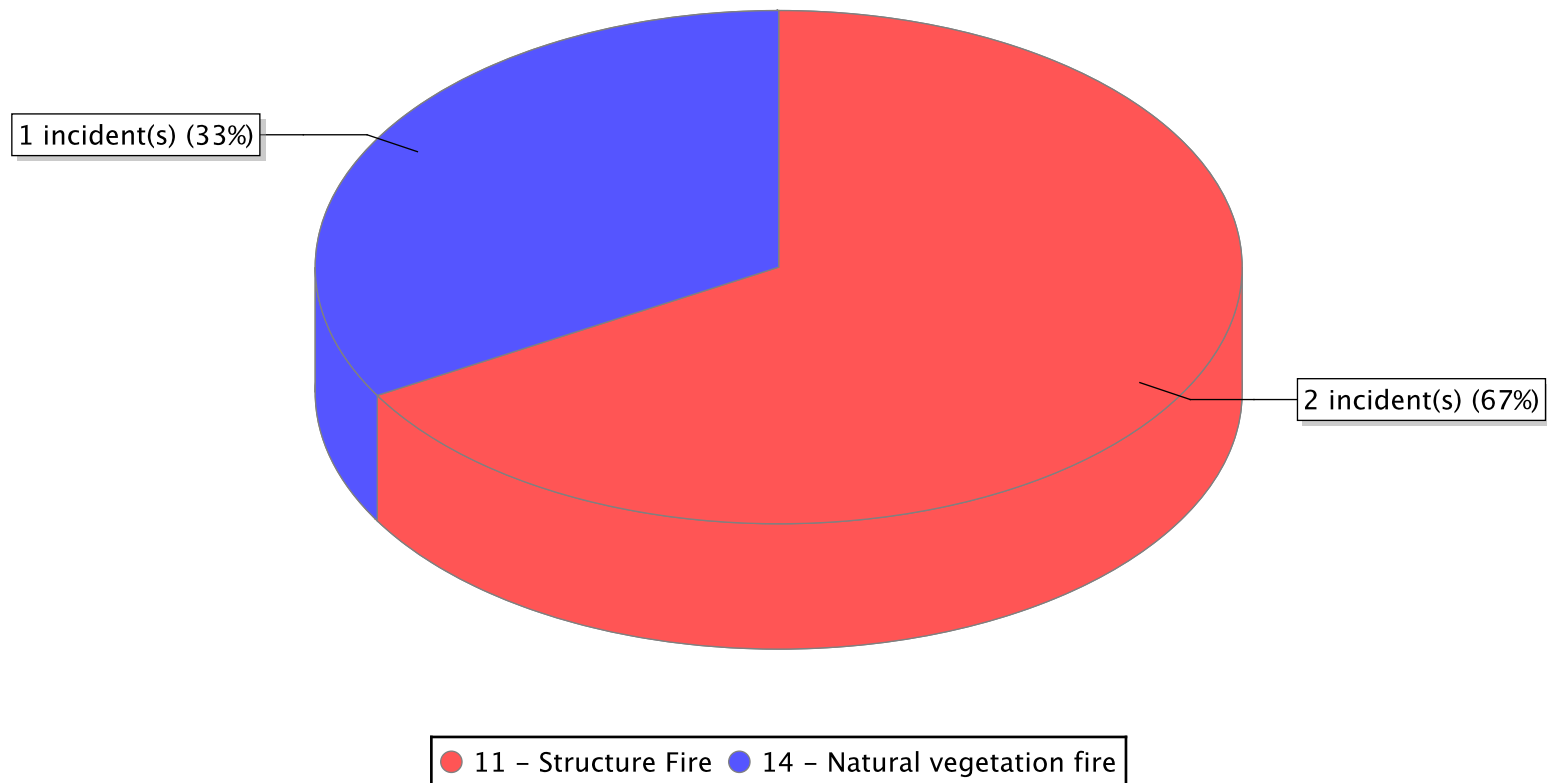
- 10 - Fire, other ● 11 - Structure Fire ● 12 - Fire in mobile property used as a fixed structure ● 13 - Mobile property (vehicle) fire
- 14 - Natural vegetation fire ● 15 - Outside rubbish fire ● 16 - Special outside fire

* Legend shows Incident Type followed by Description (description shortened to 25 characters).

Fire Report By FDID

Report Period: From 01/01/2016 to 12/31/2016

| FDID/FD Name | Fire Incident Type | # of Fires | % of Fires | Group Fires | % of Group |
|--------------------|-----------------------------|------------|-----------------|--------------|-----------------|
| 27010 | Structure Fires (110 - 123) | 2 | 66.67 % | 1,738 | 29.23 % |
| | Vehicle Fires (130 - 138) | 0 | 0.00 % | 950 | 15.98 % |
| Oak City FD | Outside Fires (140 - 173) | 1 | 33.33 % | 2,854 | 48.00 % |
| | All Other Fires (100) | 0 | 0.00 % | 404 | 6.79 % |
| Total Fires | | 3 | 100.00 % | 5,946 | 100.00 % |

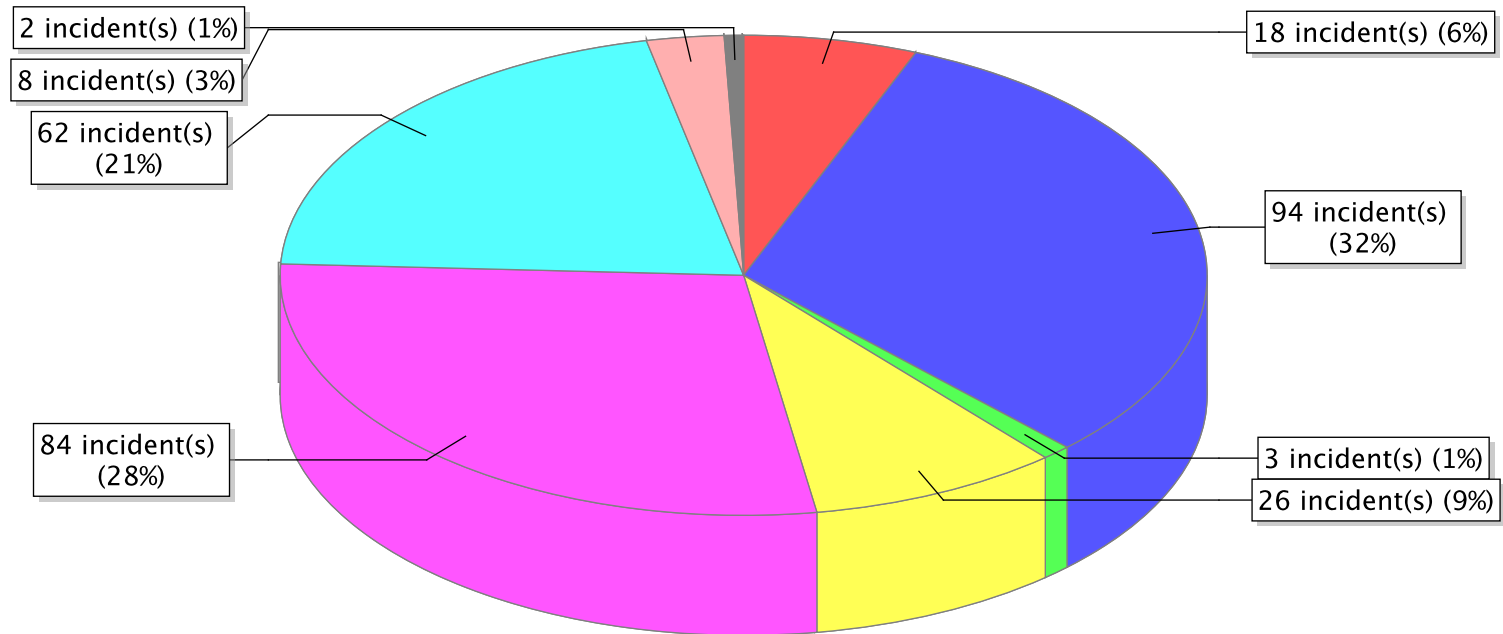


* Legend shows Incident Type followed by Description (description shortened to 25 characters).

Fire Report By FDID

Report Period: From 01/01/2016 to 12/31/2016

| FDID/FD Name | Fire Incident Type | # of Fires | % of Fires | Group Fires | % of Group |
|--------------|-----------------------------|------------|-----------------|--------------|-----------------|
| 57005 | Structure Fires (110 - 123) | 97 | 32.66 % | 1,738 | 29.23 % |
| | Vehicle Fires (130 - 138) | 26 | 8.75 % | 950 | 15.98 % |
| Ogden FD | Outside Fires (140 - 173) | 156 | 52.53 % | 2,854 | 48.00 % |
| | All Other Fires (100) | 18 | 6.06 % | 404 | 6.79 % |
| | Total Fires | 297 | 100.00 % | 5,946 | 100.00 % |



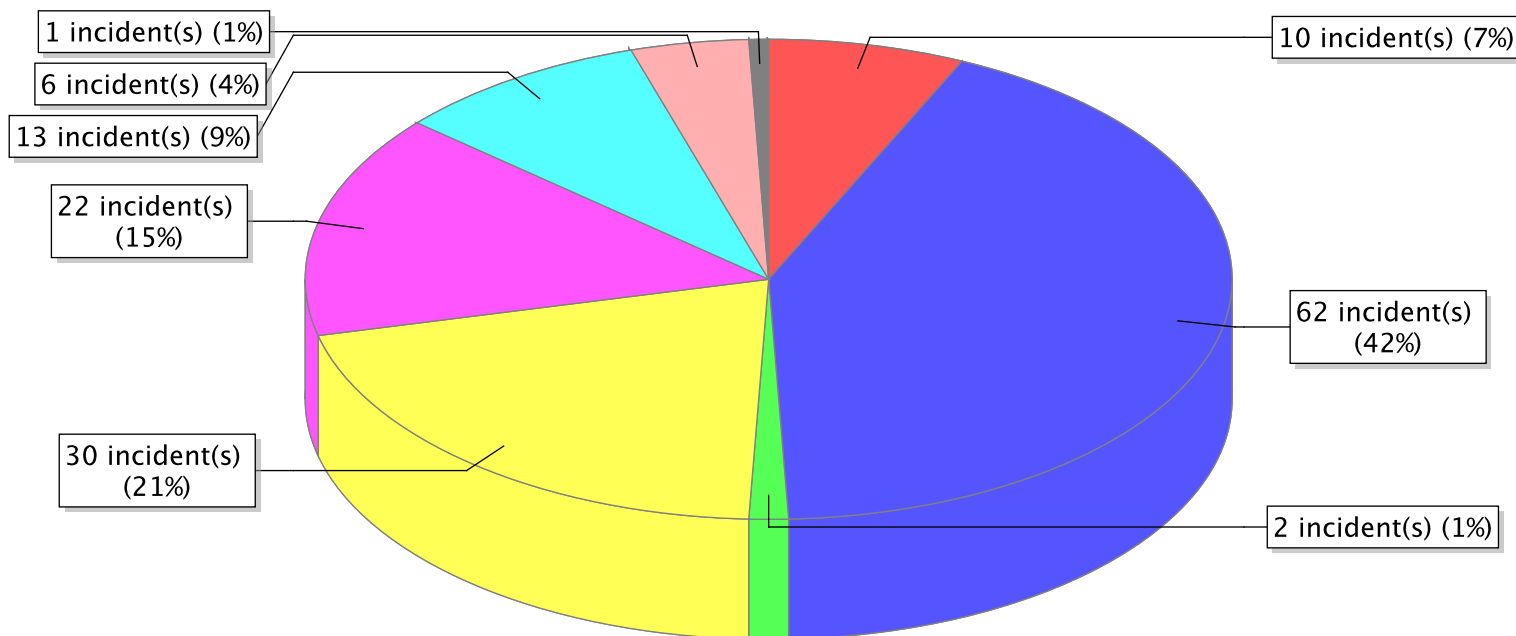
- 10 - Fire, other ● 11 - Structure Fire ● 12 - Fire in mobile property used as a fixed structure ● 13 - Mobile property (vehicle) fire
- 14 - Natural vegetation fire ● 15 - Outside rubbish fire ● 16 - Special outside fire ● 17 - Cultivated vegetation, crop fire

* Legend shows Incident Type followed by Description (description shortened to 25 characters).

Fire Report By FDID

Report Period: From 01/01/2016 to 12/31/2016

| FDID/FD Name | Fire Incident Type | # of Fires | % of Fires | Group Fires | % of Group |
|----------------------|-----------------------------|------------|-----------------|--------------|-----------------|
| 49010 | Structure Fires (110 - 123) | 64 | 43.84 % | 1,738 | 29.23 % |
| | Vehicle Fires (130 - 138) | 30 | 20.55 % | 950 | 15.98 % |
| Orem Fire Department | Outside Fires (140 - 173) | 42 | 28.77 % | 2,854 | 48.00 % |
| | All Other Fires (100) | 10 | 6.85 % | 404 | 6.79 % |
| | Total Fires | 146 | 100.00 % | 5,946 | 100.00 % |



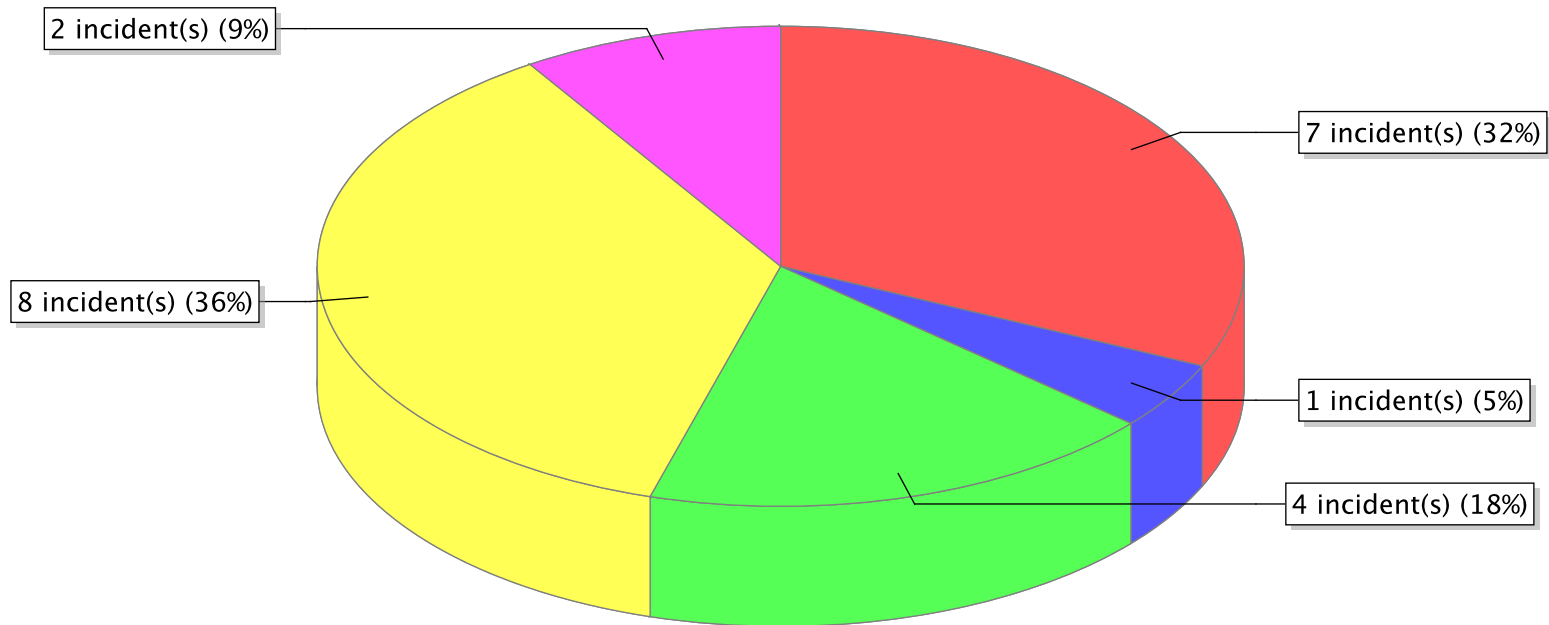
- 10 - Fire, other ● 11 - Structure Fire ● 12 - Fire in mobile property used as a fixed structure ● 13 - Mobile property (vehicle) fire
- 14 - Natural vegetation fire ● 15 - Outside rubbish fire ● 16 - Special outside fire ● 17 - Cultivated vegetation, crop fire

* Legend shows Incident Type followed by Description (description shortened to 25 characters).

Fire Report By FDID

Report Period: From 01/01/2016 to 12/31/2016

| FDID/FD Name | Fire Incident Type | # of Fires | % of Fires | Group Fires | % of Group |
|--------------------|-----------------------------|------------|-----------------|--------------|-----------------|
| 17009 | Structure Fires (110 - 123) | 8 | 36.36 % | 1,738 | 29.23 % |
| | Vehicle Fires (130 - 138) | 4 | 18.18 % | 950 | 15.98 % |
| Panguitch FD | Outside Fires (140 - 173) | 10 | 45.45 % | 2,854 | 48.00 % |
| | All Other Fires (100) | 0 | 0.00 % | 404 | 6.79 % |
| Total Fires | | 22 | 100.00 % | 5,946 | 100.00 % |



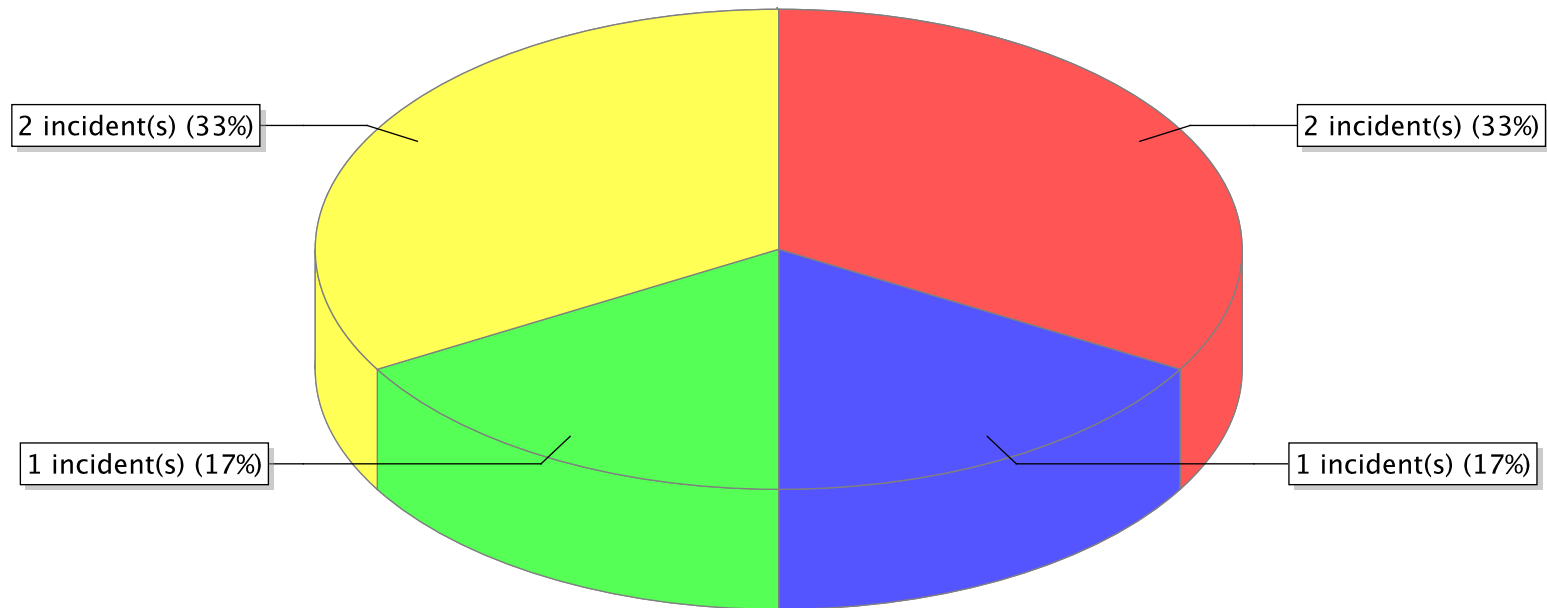
- 11 - Structure Fire
- 12 - Fire in mobile property used as a fixed structure
- 13 - Mobile property (vehicle) fire
- 14 - Natural vegetation fire
- 15 - Outside rubbish fire

* Legend shows Incident Type followed by Description (description shortened to 25 characters).

Fire Report By FDID

Report Period: From 01/01/2016 to 12/31/2016

| FDID/FD Name | Fire Incident Type | # of Fires | % of Fires | Group Fires | % of Group |
|--------------------|-----------------------------|------------|-----------------|--------------|-----------------|
| 17012 | Structure Fires (110 - 123) | 3 | 50.00 % | 1,738 | 29.23 % |
| | Vehicle Fires (130 - 138) | 1 | 16.67 % | 950 | 15.98 % |
| Panguitch Lake FD | Outside Fires (140 - 173) | 2 | 33.33 % | 2,854 | 48.00 % |
| | All Other Fires (100) | 0 | 0.00 % | 404 | 6.79 % |
| Total Fires | | 6 | 100.00 % | 5,946 | 100.00 % |



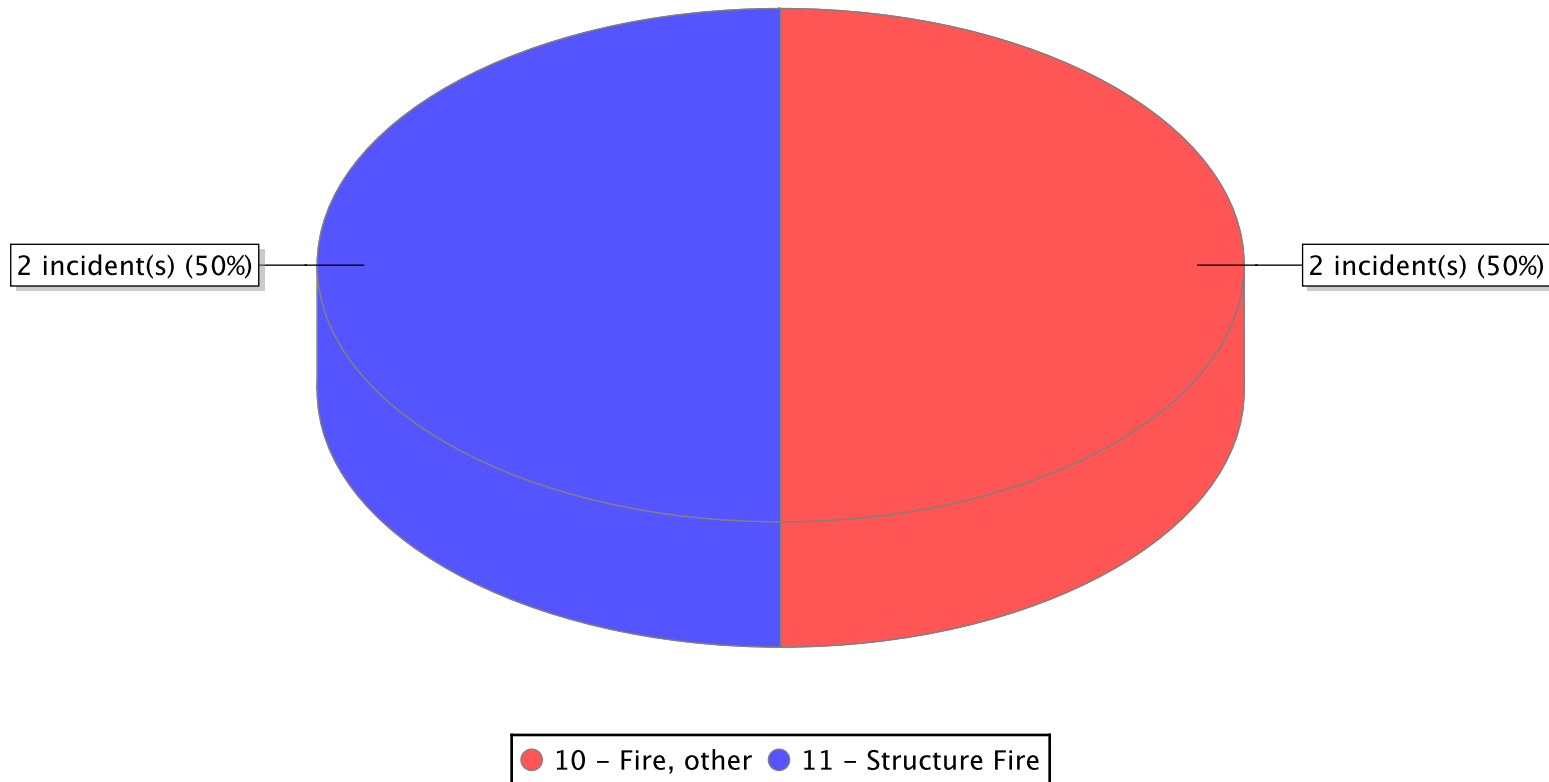
- 11 - Structure Fire
- 12 - Fire in mobile property used as a fixed structure
- 13 - Mobile property (vehicle) fire
- 15 - Outside rubbish fire

* Legend shows Incident Type followed by Description (description shortened to 25 characters).

Fire Report By FDID

Report Period: From 01/01/2016 to 12/31/2016

| FDID/FD Name | Fire Incident Type | # of Fires | % of Fires | Group Fires | % of Group |
|--------------------|-----------------------------|------------|-----------------|--------------|-----------------|
| 05014 | Structure Fires (110 - 123) | 2 | 50.00 % | 1,738 | 29.23 % |
| | Vehicle Fires (130 - 138) | 0 | 0.00 % | 950 | 15.98 % |
| Paradise FD | Outside Fires (140 - 173) | 0 | 0.00 % | 2,854 | 48.00 % |
| | All Other Fires (100) | 2 | 50.00 % | 404 | 6.79 % |
| Total Fires | | 4 | 100.00 % | 5,946 | 100.00 % |

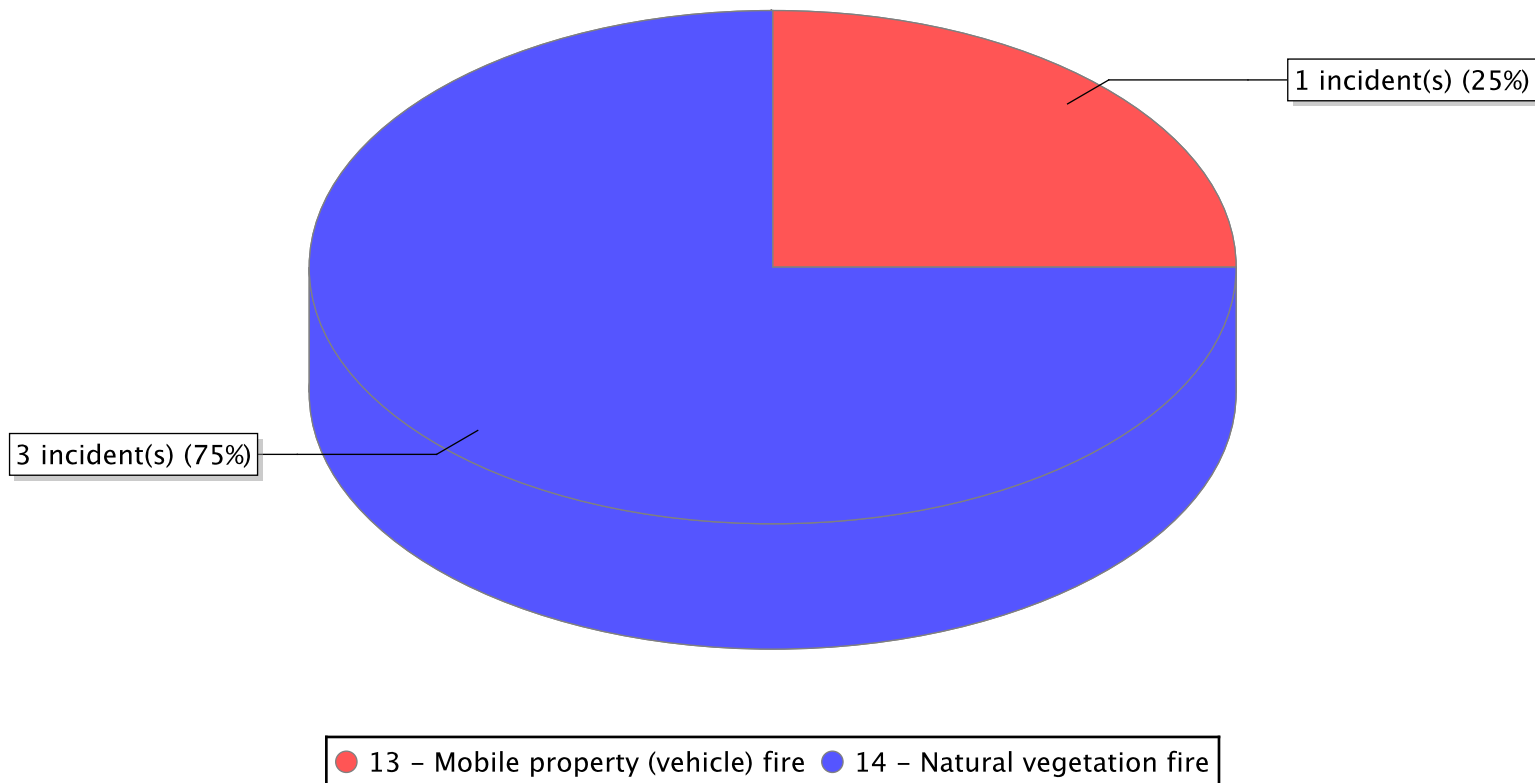


* Legend shows Incident Type followed by Description (description shortened to 25 characters).

Fire Report By FDID

Report Period: From 01/01/2016 to 12/31/2016

| FDID/FD Name | Fire Incident Type | # of Fires | % of Fires | Group Fires | % of Group |
|--------------------|-----------------------------|------------|-----------------|--------------|-----------------|
| 21005 | Structure Fires (110 - 123) | 0 | 0.00 % | 1,738 | 29.23 % |
| | Vehicle Fires (130 - 138) | 1 | 25.00 % | 950 | 15.98 % |
| Paragonah FD | Outside Fires (140 - 173) | 3 | 75.00 % | 2,854 | 48.00 % |
| | All Other Fires (100) | 0 | 0.00 % | 404 | 6.79 % |
| Total Fires | | 4 | 100.00 % | 5,946 | 100.00 % |

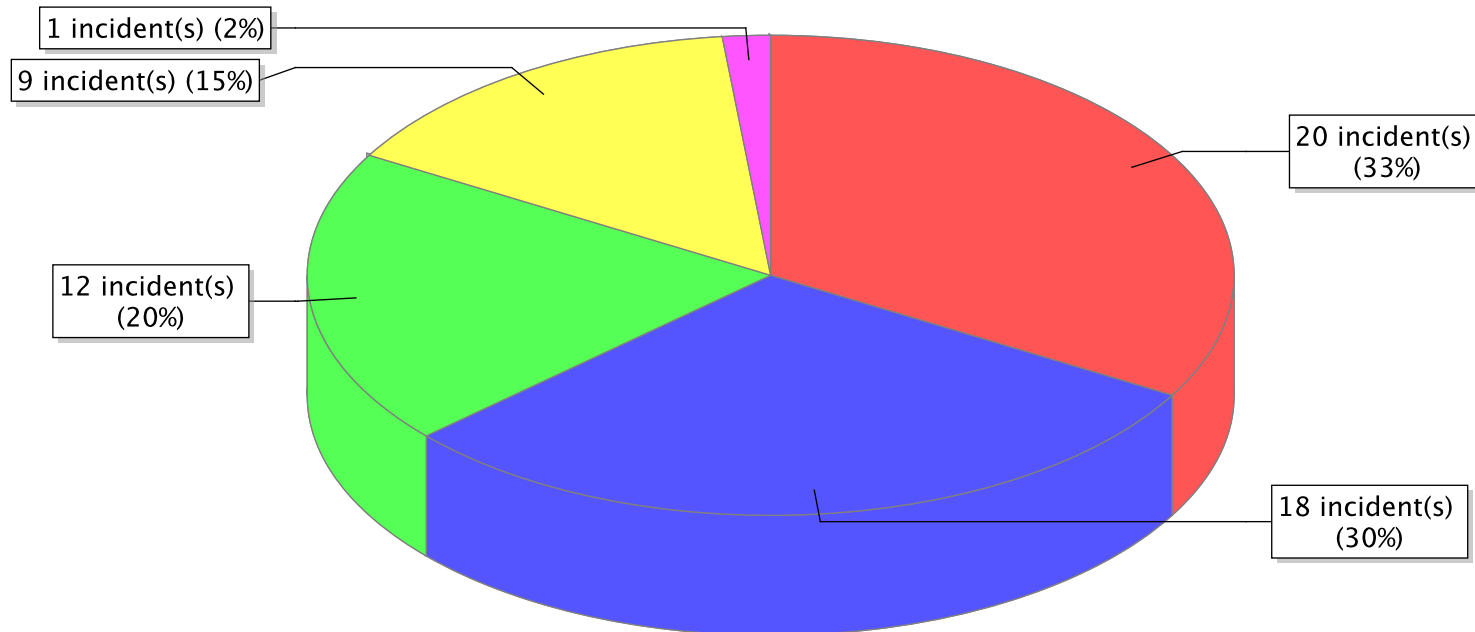


* Legend shows Incident Type followed by Description (description shortened to 25 characters).

Fire Report By FDID

Report Period: From 01/01/2016 to 12/31/2016

| FDID/FD Name | Fire Incident Type | # of Fires | % of Fires | Group Fires | % of Group |
|-------------------------|-----------------------------|------------|-----------------|--------------|-----------------|
| 43006 | Structure Fires (110 - 123) | 20 | 33.33 % | 1,738 | 29.23 % |
| | Vehicle Fires (130 - 138) | 18 | 30.00 % | 950 | 15.98 % |
| Park City Fire District | Outside Fires (140 - 173) | 22 | 36.67 % | 2,854 | 48.00 % |
| | All Other Fires (100) | 0 | 0.00 % | 404 | 6.79 % |
| Total Fires | | 60 | 100.00 % | 5,946 | 100.00 % |



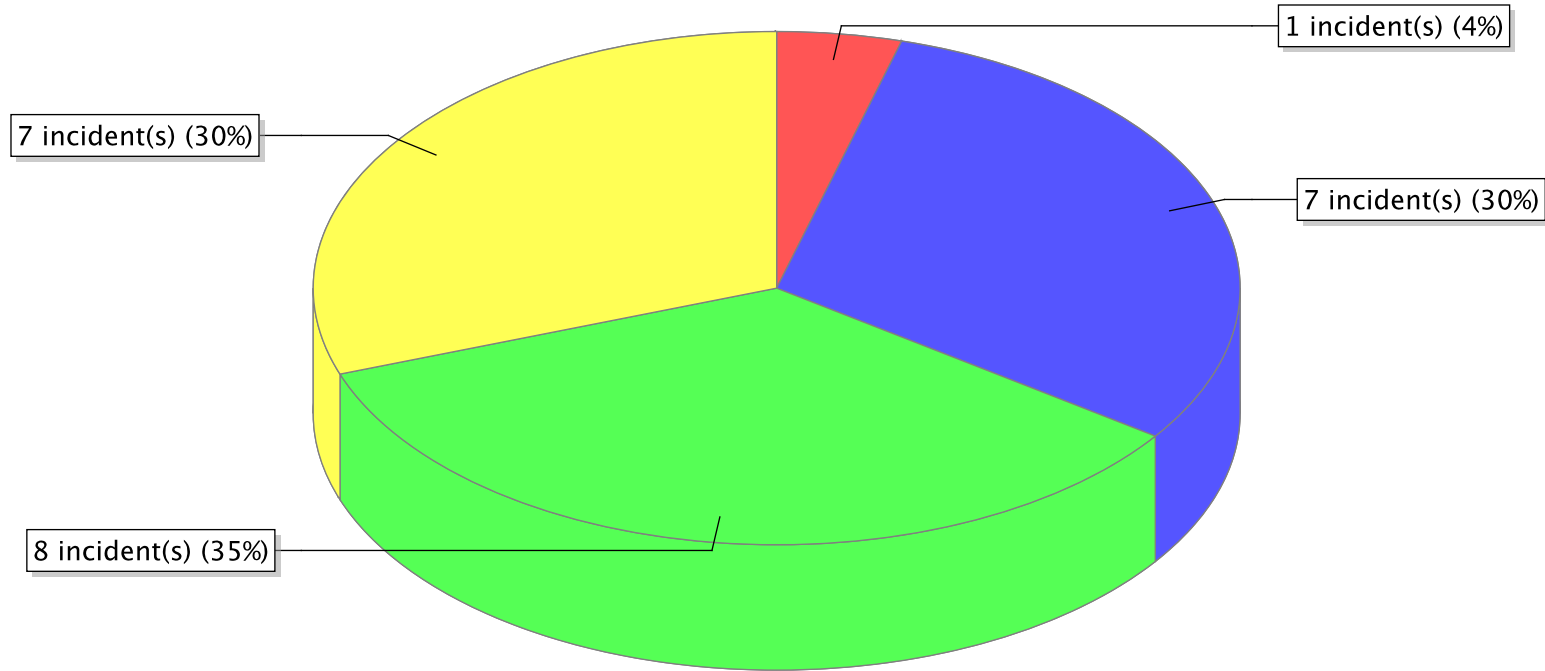
- 11 - Structure Fire
- 13 - Mobile property (vehicle) fire
- 14 - Natural vegetation fire
- 15 - Outside rubbish fire
- 16 - Special outside fire

* Legend shows Incident Type followed by Description (description shortened to 25 characters).

Fire Report By FDID

Report Period: From 01/01/2016 to 12/31/2016

| FDID/FD Name | Fire Incident Type | # of Fires | % of Fires | Group Fires | % of Group |
|--------------------|-----------------------------|------------|-----------------|--------------|-----------------|
| 21006 | Structure Fires (110 - 123) | 7 | 30.43 % | 1,738 | 29.23 % |
| | Vehicle Fires (130 - 138) | 8 | 34.78 % | 950 | 15.98 % |
| Parowan FD | Outside Fires (140 - 173) | 7 | 30.43 % | 2,854 | 48.00 % |
| | All Other Fires (100) | 1 | 4.35 % | 404 | 6.79 % |
| Total Fires | | 23 | 100.00 % | 5,946 | 100.00 % |



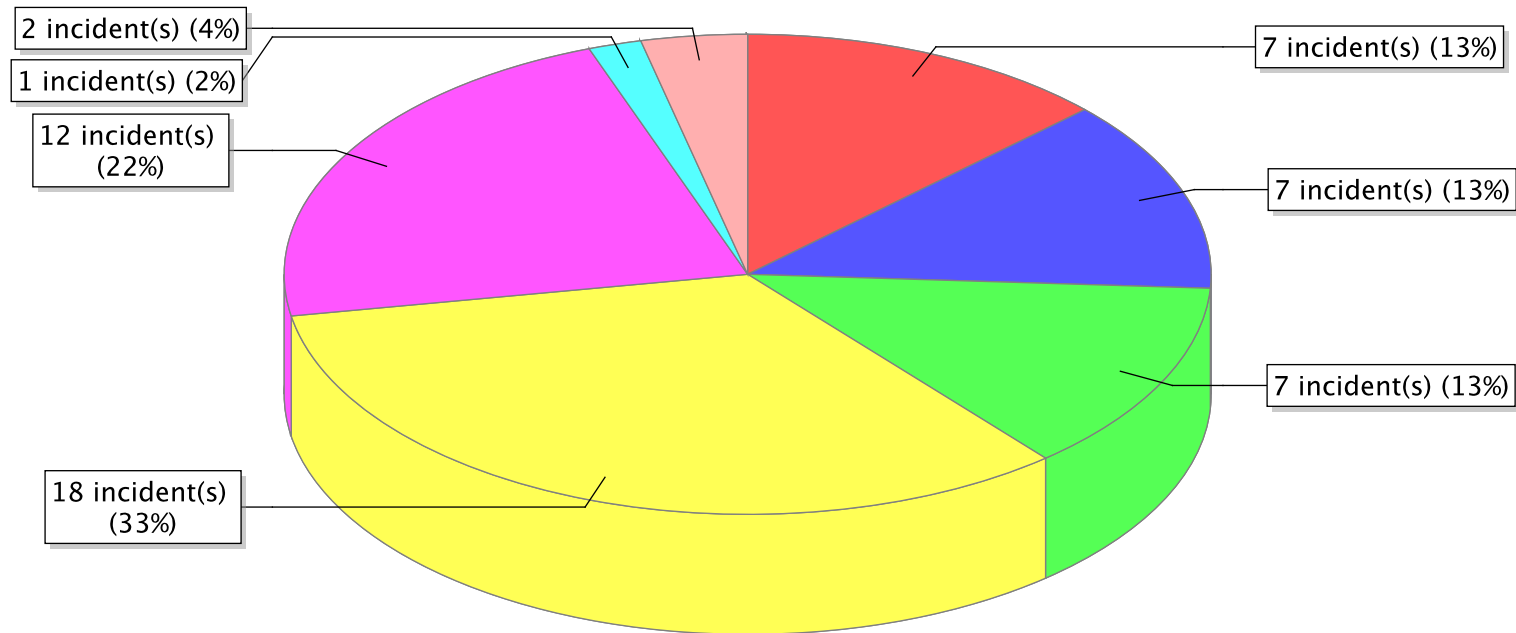
● 10 – Fire, other ● 11 – Structure Fire ● 13 – Mobile property (vehicle) fire ● 14 – Natural vegetation fire

* Legend shows Incident Type followed by Description (description shortened to 25 characters).

Fire Report By FDID

Report Period: From 01/01/2016 to 12/31/2016

| FDID/FD Name | Fire Incident Type | # of Fires | % of Fires | Group Fires | % of Group |
|------------------------|-----------------------------|------------|-----------------|--------------|-----------------|
| 49011 | Structure Fires (110 - 123) | 7 | 12.96 % | 1,738 | 29.23 % |
| | Vehicle Fires (130 - 138) | 7 | 12.96 % | 950 | 15.98 % |
| Payson Fire Department | Outside Fires (140 - 173) | 33 | 61.11 % | 2,854 | 48.00 % |
| | All Other Fires (100) | 7 | 12.96 % | 404 | 6.79 % |
| | Total Fires | 54 | 100.00 % | 5,946 | 100.00 % |



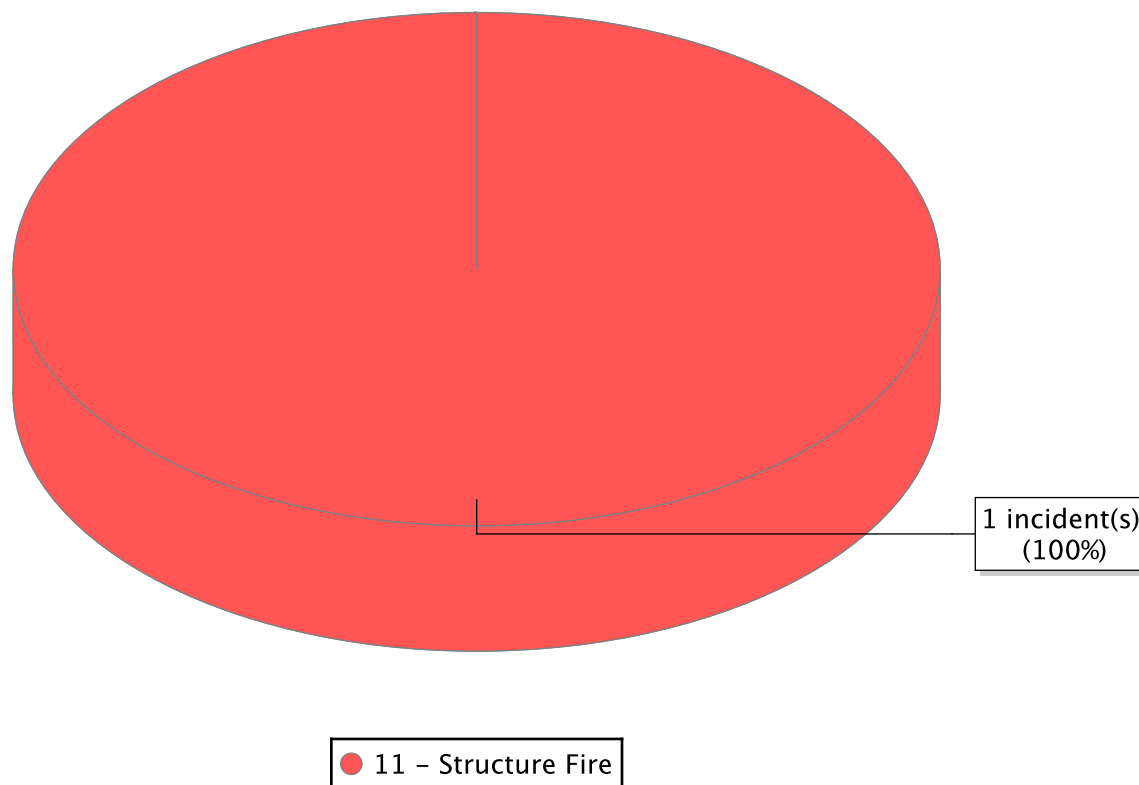
- 10 - Fire, other
- 11 - Structure Fire
- 13 - Mobile property (vehicle) fire
- 14 - Natural vegetation fire
- 15 - Outside rubbish fire
- 16 - Special outside fire
- 17 - Cultivated vegetation, crop fire

* Legend shows Incident Type followed by Description (description shortened to 25 characters).

Fire Report By FDID

Report Period: From 01/01/2016 to 12/31/2016

| FDID/FD Name | Fire Incident Type | # of Fires | % of Fires | Group Fires | % of Group |
|--------------------|-----------------------------|------------|-----------------|--------------|-----------------|
| 51017 | Structure Fires (110 - 123) | 1 | 100.00 % | 1,738 | 29.23 % |
| | Vehicle Fires (130 - 138) | 0 | 0.00 % | 950 | 15.98 % |
| Pine Hollow FD | Outside Fires (140 - 173) | 0 | 0.00 % | 2,854 | 48.00 % |
| | All Other Fires (100) | 0 | 0.00 % | 404 | 6.79 % |
| Total Fires | | 1 | 100.00 % | 5,946 | 100.00 % |

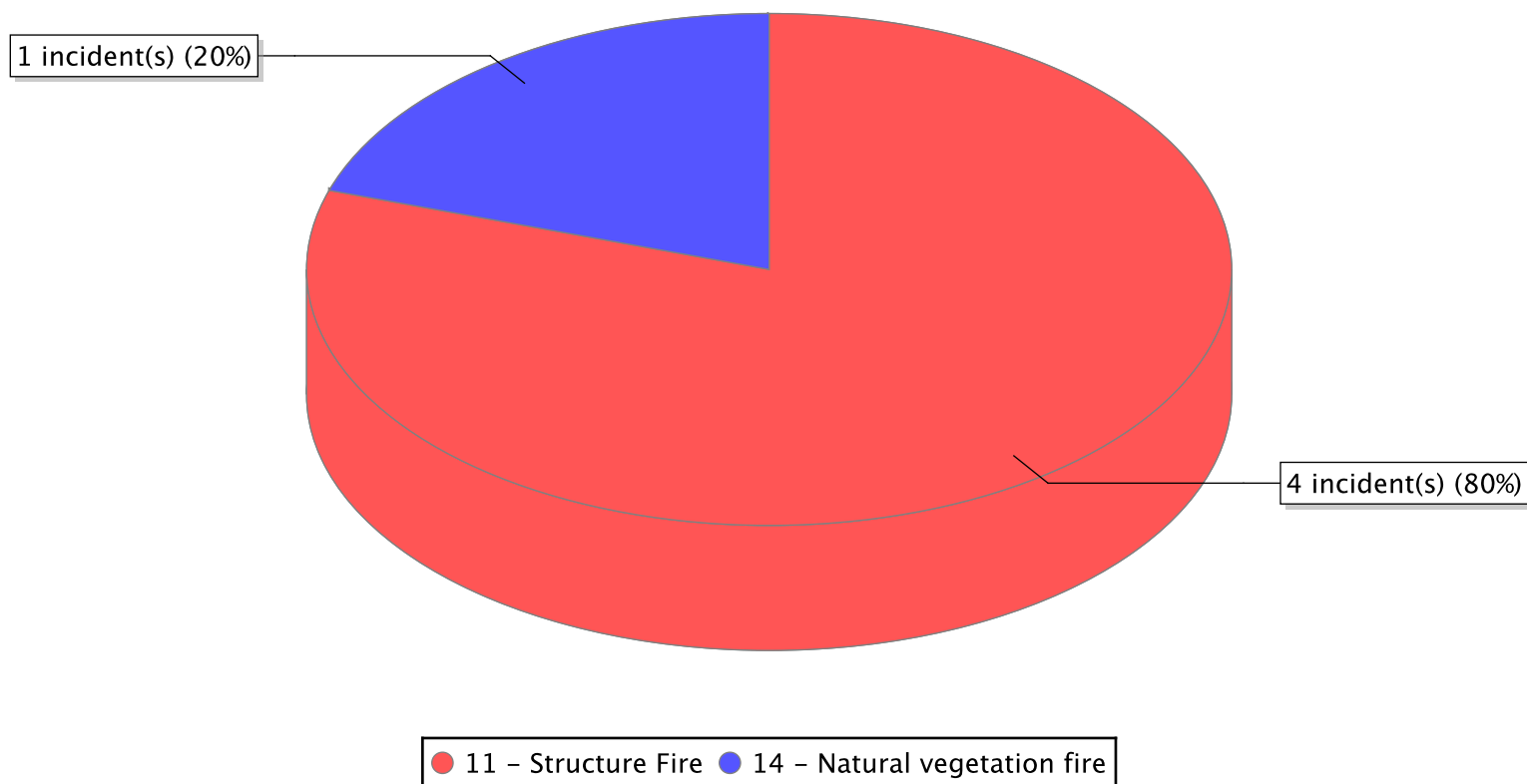


* Legend shows Incident Type followed by Description (description shortened to 25 characters).

Fire Report By FDID

Report Period: From 01/01/2016 to 12/31/2016

| FDID/FD Name | Fire Incident Type | # of Fires | % of Fires | Group Fires | % of Group |
|--------------------|-----------------------------|------------|-----------------|--------------|-----------------|
| 57007 | Structure Fires (110 - 123) | 4 | 80.00 % | 1,738 | 29.23 % |
| | Vehicle Fires (130 - 138) | 0 | 0.00 % | 950 | 15.98 % |
| Plain City FD | Outside Fires (140 - 173) | 1 | 20.00 % | 2,854 | 48.00 % |
| | All Other Fires (100) | 0 | 0.00 % | 404 | 6.79 % |
| Total Fires | | 5 | 100.00 % | 5,946 | 100.00 % |

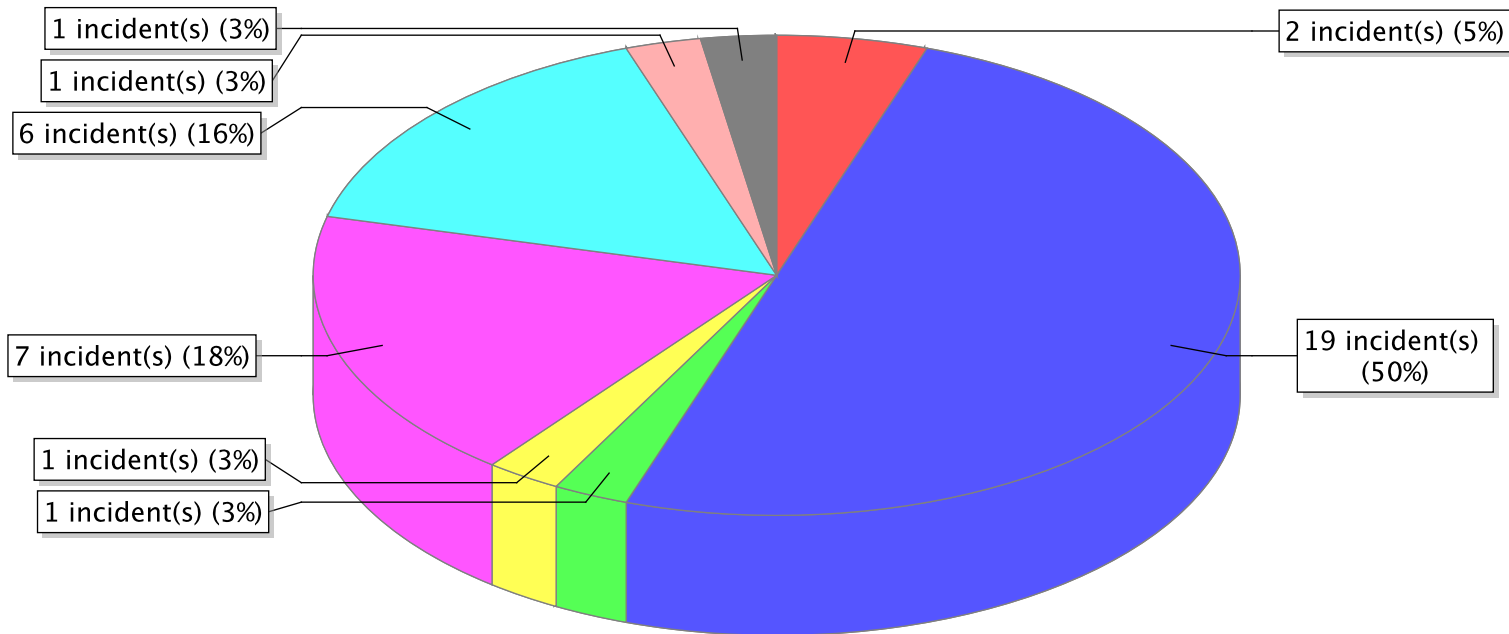


* Legend shows Incident Type followed by Description (description shortened to 25 characters).

Fire Report By FDID

Report Period: From 01/01/2016 to 12/31/2016

| FDID/FD Name | Fire Incident Type | # of Fires | % of Fires | Group Fires | % of Group |
|--------------------------------|-----------------------------|------------|-----------------|--------------|-----------------|
| 49012 | Structure Fires (110 - 123) | 20 | 52.63 % | 1,738 | 29.23 % |
| | Vehicle Fires (130 - 138) | 1 | 2.63 % | 950 | 15.98 % |
| Pleasant Grove Fire Department | Outside Fires (140 - 173) | 15 | 39.47 % | 2,854 | 48.00 % |
| | All Other Fires (100) | 2 | 5.26 % | 404 | 6.79 % |
| | Total Fires | 38 | 100.00 % | 5,946 | 100.00 % |



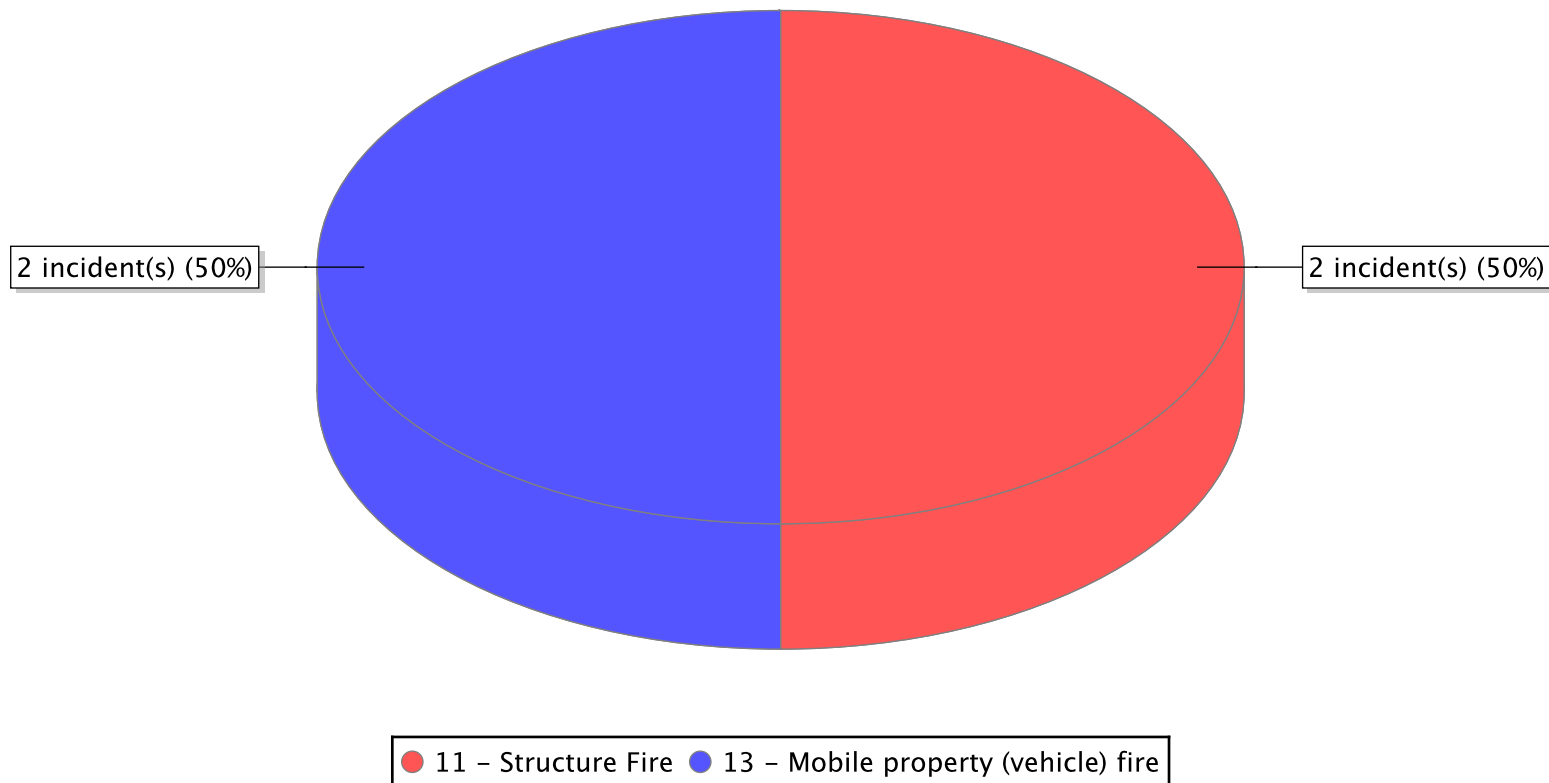
- 10 - Fire, other
- 11 - Structure Fire
- 12 - Fire in mobile property used as a fixed structure
- 13 - Mobile property (vehicle) fire
- 14 - Natural vegetation fire
- 15 - Outside rubbish fire
- 16 - Special outside fire
- 17 - Cultivated vegetation, crop fire

* Legend shows Incident Type followed by Description (description shortened to 25 characters).

Fire Report By FDID

Report Period: From 01/01/2016 to 12/31/2016

| FDID/FD Name | Fire Incident Type | # of Fires | % of Fires | Group Fires | % of Group |
|-----------------------|-----------------------------|------------|-----------------|--------------|-----------------|
| 03014 | Structure Fires (110 - 123) | 2 | 50.00 % | 1,738 | 29.23 % |
| | Vehicle Fires (130 - 138) | 2 | 50.00 % | 950 | 15.98 % |
| Portage Fire & Rescue | Outside Fires (140 - 173) | 0 | 0.00 % | 2,854 | 48.00 % |
| | All Other Fires (100) | 0 | 0.00 % | 404 | 6.79 % |
| Total Fires | | 4 | 100.00 % | 5,946 | 100.00 % |

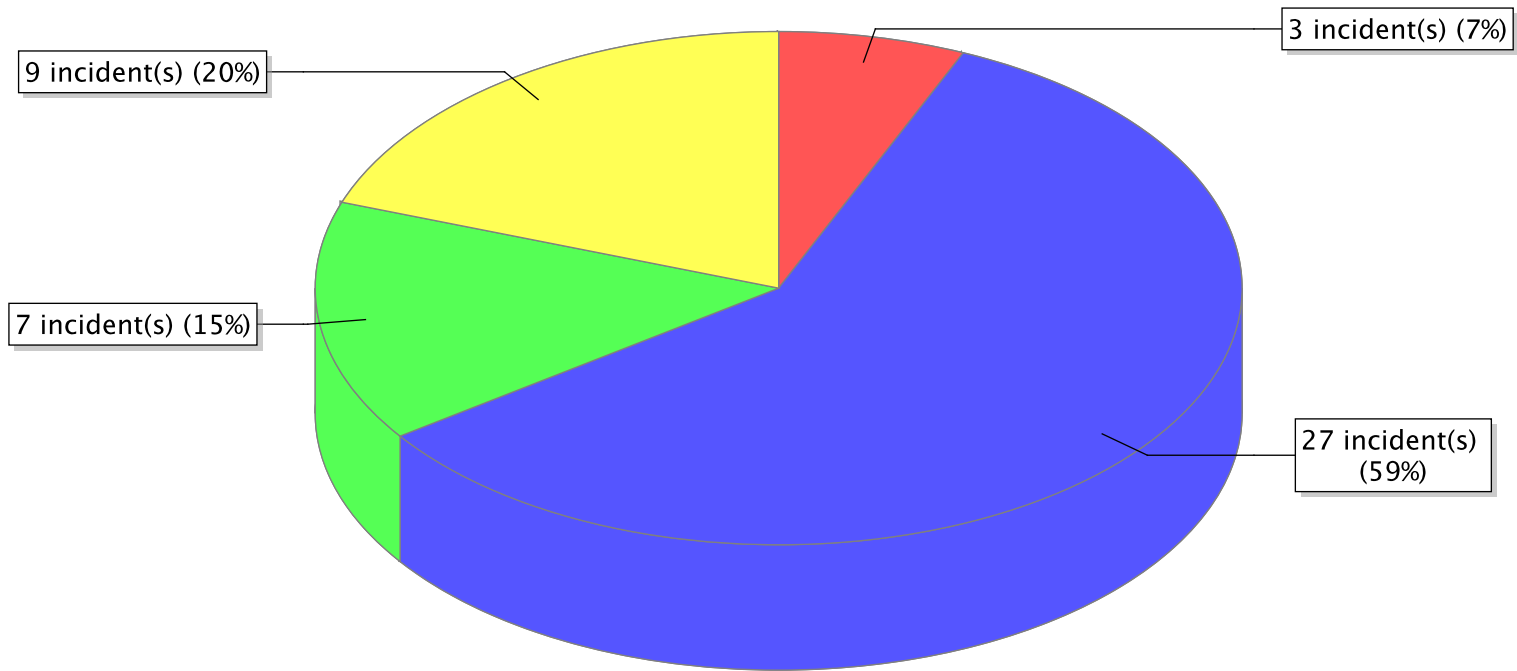


* Legend shows Incident Type followed by Description (description shortened to 25 characters).

Fire Report By FDID

Report Period: From 01/01/2016 to 12/31/2016

| FDID/FD Name | Fire Incident Type | # of Fires | % of Fires | Group Fires | % of Group |
|--------------------|-----------------------------|------------|-----------------|--------------|-----------------|
| 07005 | Structure Fires (110 - 123) | 27 | 58.70 % | 1,738 | 29.23 % |
| | Vehicle Fires (130 - 138) | 7 | 15.22 % | 950 | 15.98 % |
| Price FD | Outside Fires (140 - 173) | 9 | 19.57 % | 2,854 | 48.00 % |
| | All Other Fires (100) | 3 | 6.52 % | 404 | 6.79 % |
| Total Fires | | 46 | 100.00 % | 5,946 | 100.00 % |



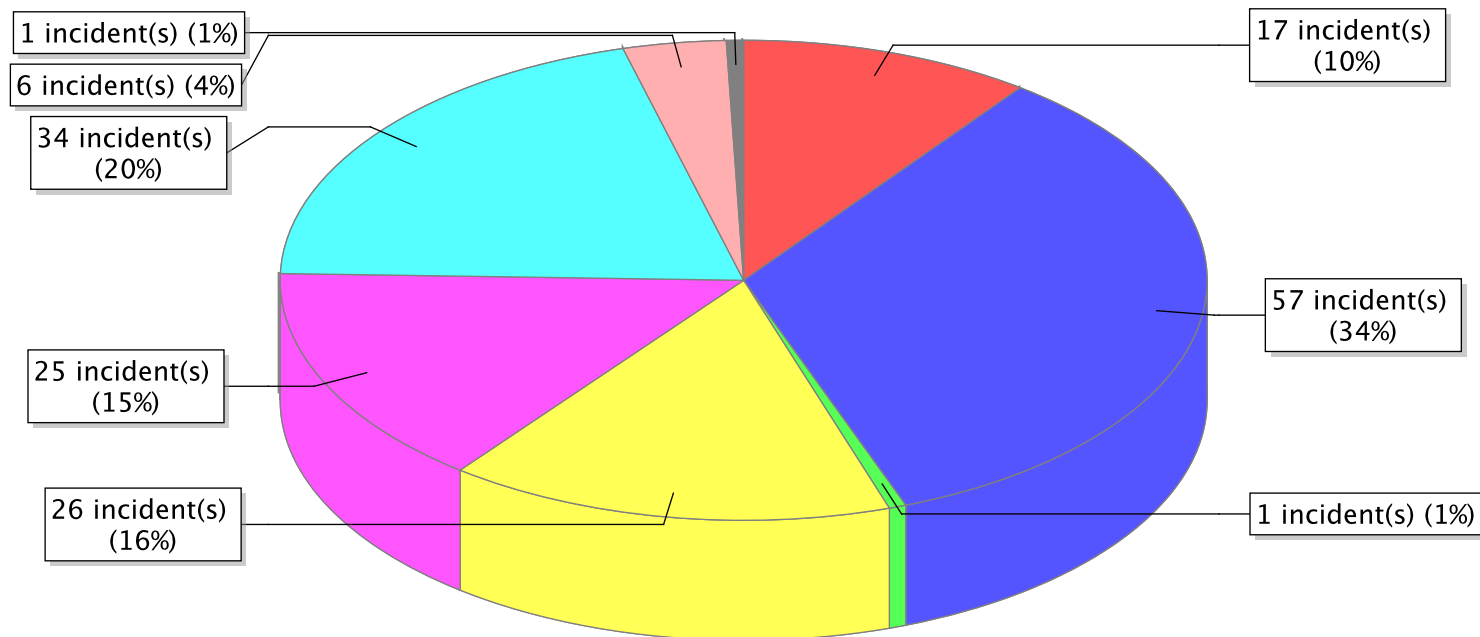
● 10 – Fire, other ● 11 – Structure Fire ● 13 – Mobile property (vehicle) fire ● 14 – Natural vegetation fire

* Legend shows Incident Type followed by Description (description shortened to 25 characters).

Fire Report By FDID

Report Period: From 01/01/2016 to 12/31/2016

| FDID/FD Name | Fire Incident Type | # of Fires | % of Fires | Group Fires | % of Group |
|-----------------------|-----------------------------|------------|-----------------|--------------|-----------------|
| 49013 | Structure Fires (110 - 123) | 58 | 34.73 % | 1,738 | 29.23 % |
| | Vehicle Fires (130 - 138) | 26 | 15.57 % | 950 | 15.98 % |
| Provo Fire Department | Outside Fires (140 - 173) | 66 | 39.52 % | 2,854 | 48.00 % |
| | All Other Fires (100) | 17 | 10.18 % | 404 | 6.79 % |
| | Total Fires | 167 | 100.00 % | 5,946 | 100.00 % |



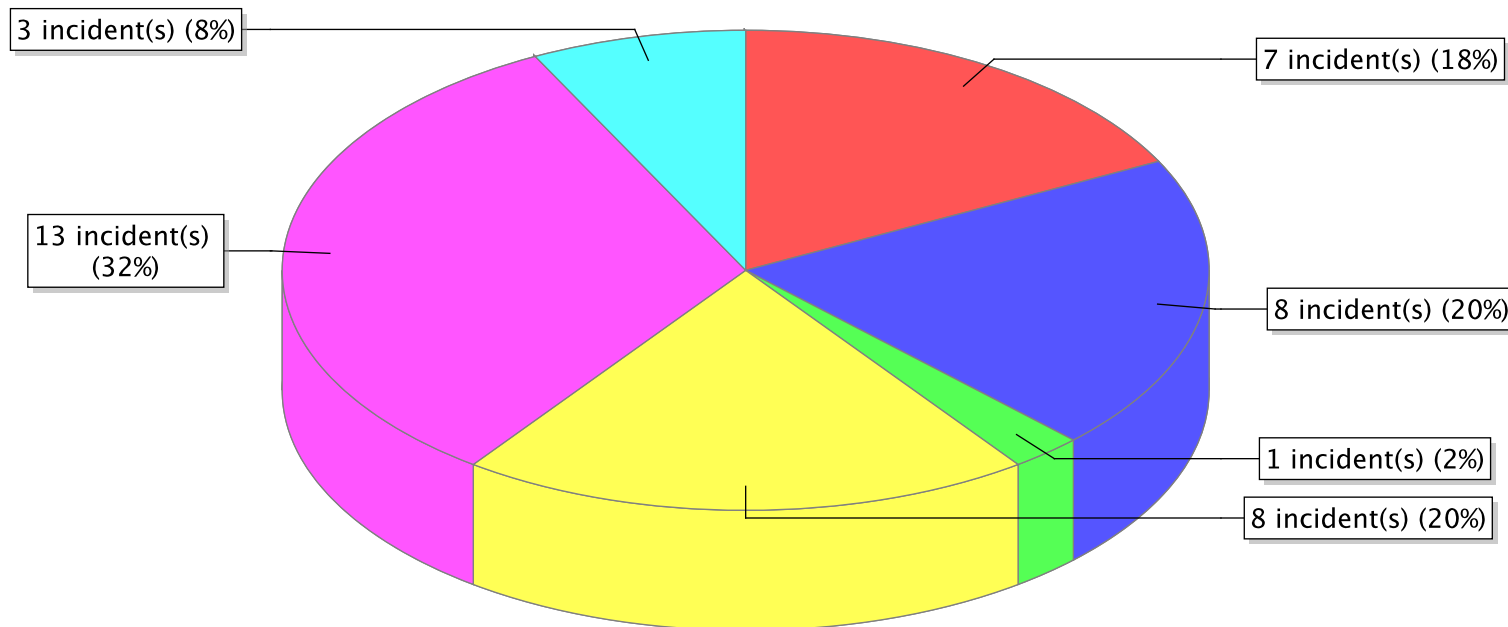
- 10 - Fire, other
- 11 - Structure Fire
- 12 - Fire in mobile property used as a fixed structure
- 13 - Mobile property (vehicle) fire
- 14 - Natural vegetation fire
- 15 - Outside rubbish fire
- 16 - Special outside fire
- 17 - Cultivated vegetation, crop fire

* Legend shows Incident Type followed by Description (description shortened to 25 characters).

Fire Report By FDID

Report Period: From 01/01/2016 to 12/31/2016

| FDID/FD Name | Fire Incident Type | # of Fires | % of Fires | Group Fires | % of Group |
|--------------------|-----------------------------|------------|-----------------|--------------|-----------------|
| 41009 | Structure Fires (110 - 123) | 9 | 22.50 % | 1,738 | 29.23 % |
| | Vehicle Fires (130 - 138) | 8 | 20.00 % | 950 | 15.98 % |
| Richfield FD | Outside Fires (140 - 173) | 16 | 40.00 % | 2,854 | 48.00 % |
| | All Other Fires (100) | 7 | 17.50 % | 404 | 6.79 % |
| Total Fires | | 40 | 100.00 % | 5,946 | 100.00 % |



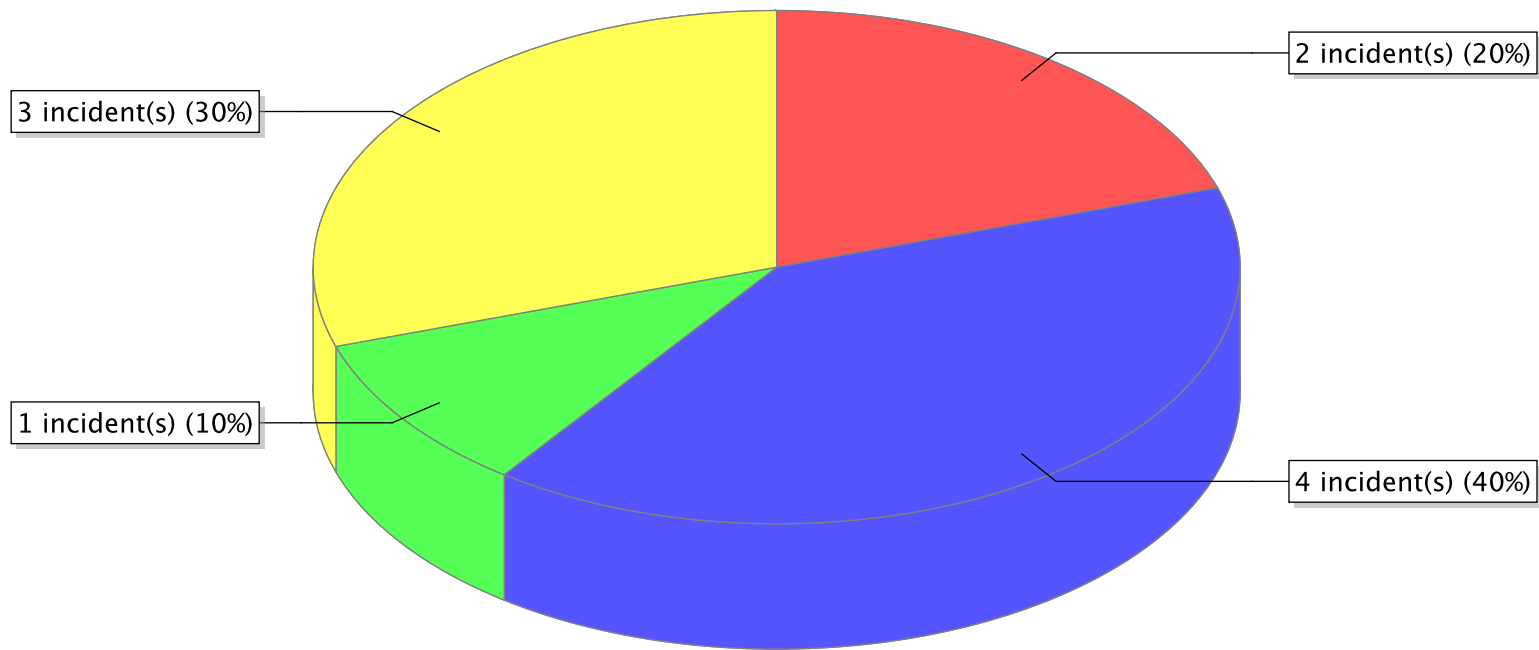
- 10 - Fire, other
- 11 - Structure Fire
- 12 - Fire in mobile property used as a fixed structure
- 13 - Mobile property (vehicle) fire
- 14 - Natural vegetation fire
- 15 - Outside rubbish fire

* Legend shows Incident Type followed by Description (description shortened to 25 characters).

Fire Report By FDID

Report Period: From 01/01/2016 to 12/31/2016

| FDID/FD Name | Fire Incident Type | # of Fires | % of Fires | Group Fires | % of Group |
|--------------------|-----------------------------|------------|-----------------|--------------|-----------------|
| 05016 | Structure Fires (110 - 123) | 4 | 40.00 % | 1,738 | 29.23 % |
| | Vehicle Fires (130 - 138) | 1 | 10.00 % | 950 | 15.98 % |
| Richmond FD | Outside Fires (140 - 173) | 3 | 30.00 % | 2,854 | 48.00 % |
| | All Other Fires (100) | 2 | 20.00 % | 404 | 6.79 % |
| Total Fires | | 10 | 100.00 % | 5,946 | 100.00 % |



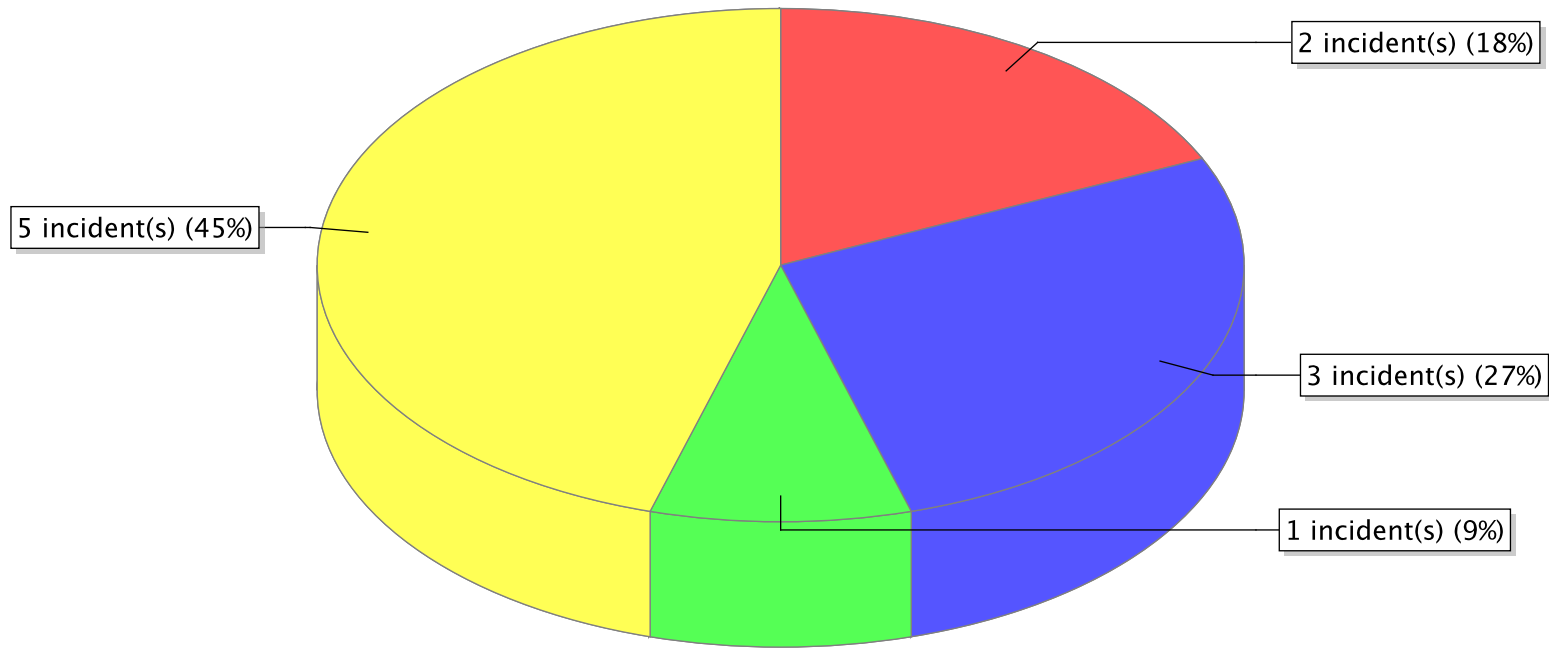
● 10 - Fire, other ● 11 - Structure Fire ● 13 - Mobile property (vehicle) fire ● 14 - Natural vegetation fire

* Legend shows Incident Type followed by Description (description shortened to 25 characters).

Fire Report By FDID

Report Period: From 01/01/2016 to 12/31/2016

| FDID/FD Name | Fire Incident Type | # of Fires | % of Fires | Group Fires | % of Group |
|--------------------------------|-----------------------------|------------|-----------------|--------------|-----------------|
| 53010 | Structure Fires (110 - 123) | 3 | 27.27 % | 1,738 | 29.23 % |
| | Vehicle Fires (130 - 138) | 1 | 9.09 % | 950 | 15.98 % |
| Rockville/Springdale Fire Dept | Outside Fires (140 - 173) | 5 | 45.45 % | 2,854 | 48.00 % |
| | All Other Fires (100) | 2 | 18.18 % | 404 | 6.79 % |
| Total Fires | | 11 | 100.00 % | 5,946 | 100.00 % |



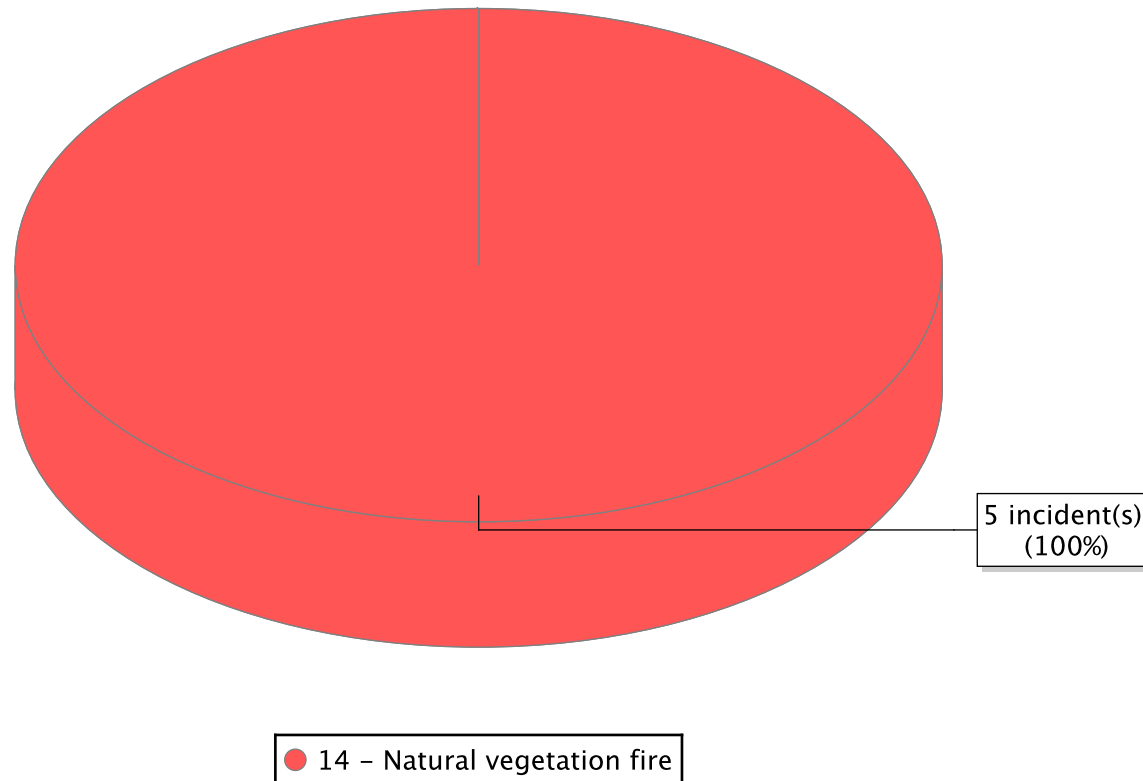
● 10 - Fire, other ● 11 - Structure Fire ● 13 - Mobile property (vehicle) fire ● 14 - Natural vegetation fire

* Legend shows Incident Type followed by Description (description shortened to 25 characters).

Fire Report By FDID

Report Period: From 01/01/2016 to 12/31/2016

| FDID/FD Name | Fire Incident Type | # of Fires | % of Fires | Group Fires | % of Group |
|--------------------|-----------------------------|------------|-----------------|--------------|-----------------|
| 23007 | Structure Fires (110 - 123) | 0 | 0.00 % | 1,738 | 29.23 % |
| | Vehicle Fires (130 - 138) | 0 | 0.00 % | 950 | 15.98 % |
| Rocky Ridge FD | Outside Fires (140 - 173) | 5 | 100.00 % | 2,854 | 48.00 % |
| | All Other Fires (100) | 0 | 0.00 % | 404 | 6.79 % |
| Total Fires | | 5 | 100.00 % | 5,946 | 100.00 % |

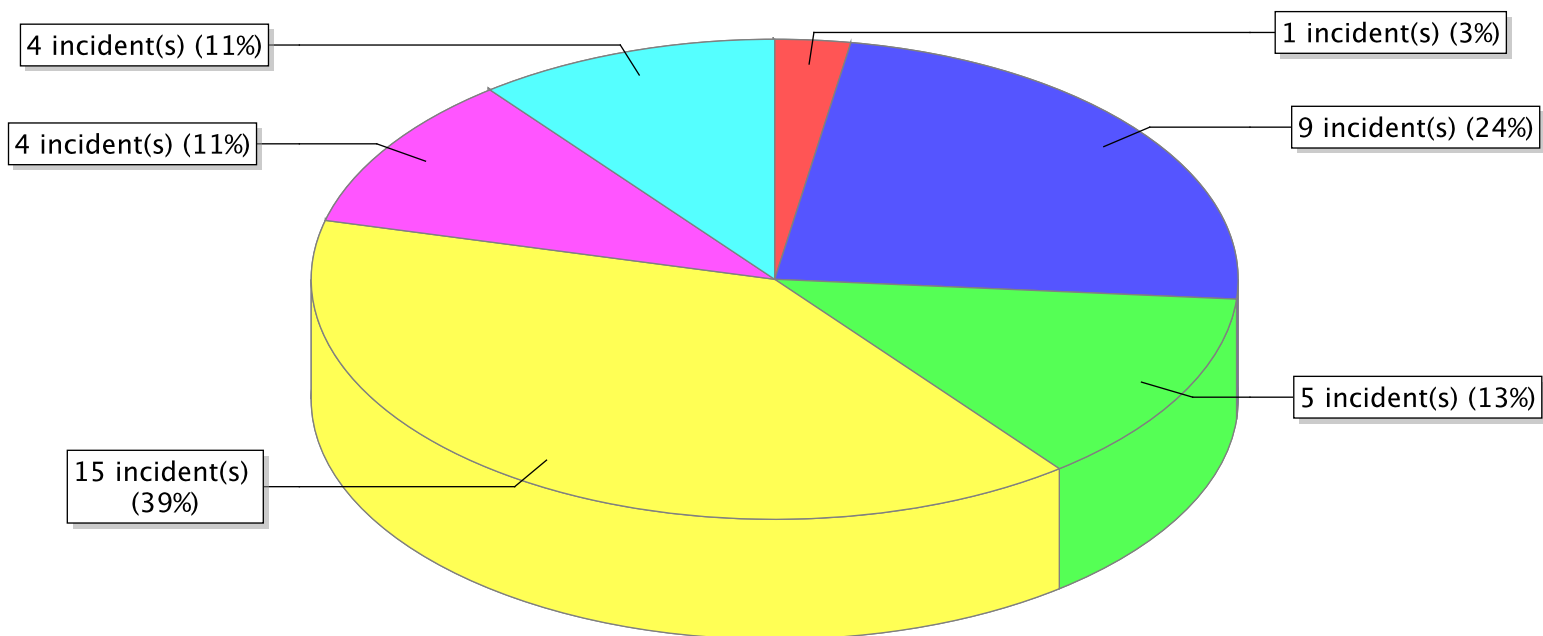


* Legend shows Incident Type followed by Description (description shortened to 25 characters).

Fire Report By FDID

Report Period: From 01/01/2016 to 12/31/2016

| FDID/FD Name | Fire Incident Type | # of Fires | % of Fires | Group Fires | % of Group |
|--------------------------------|-----------------------------|------------|-----------------|--------------|-----------------|
| 13005 | Structure Fires (110 - 123) | 9 | 23.68 % | 1,738 | 29.23 % |
| | Vehicle Fires (130 - 138) | 5 | 13.16 % | 950 | 15.98 % |
| Roosevelt City Fire Department | Outside Fires (140 - 173) | 23 | 60.53 % | 2,854 | 48.00 % |
| | All Other Fires (100) | 1 | 2.63 % | 404 | 6.79 % |
| Total Fires | | 38 | 100.00 % | 5,946 | 100.00 % |



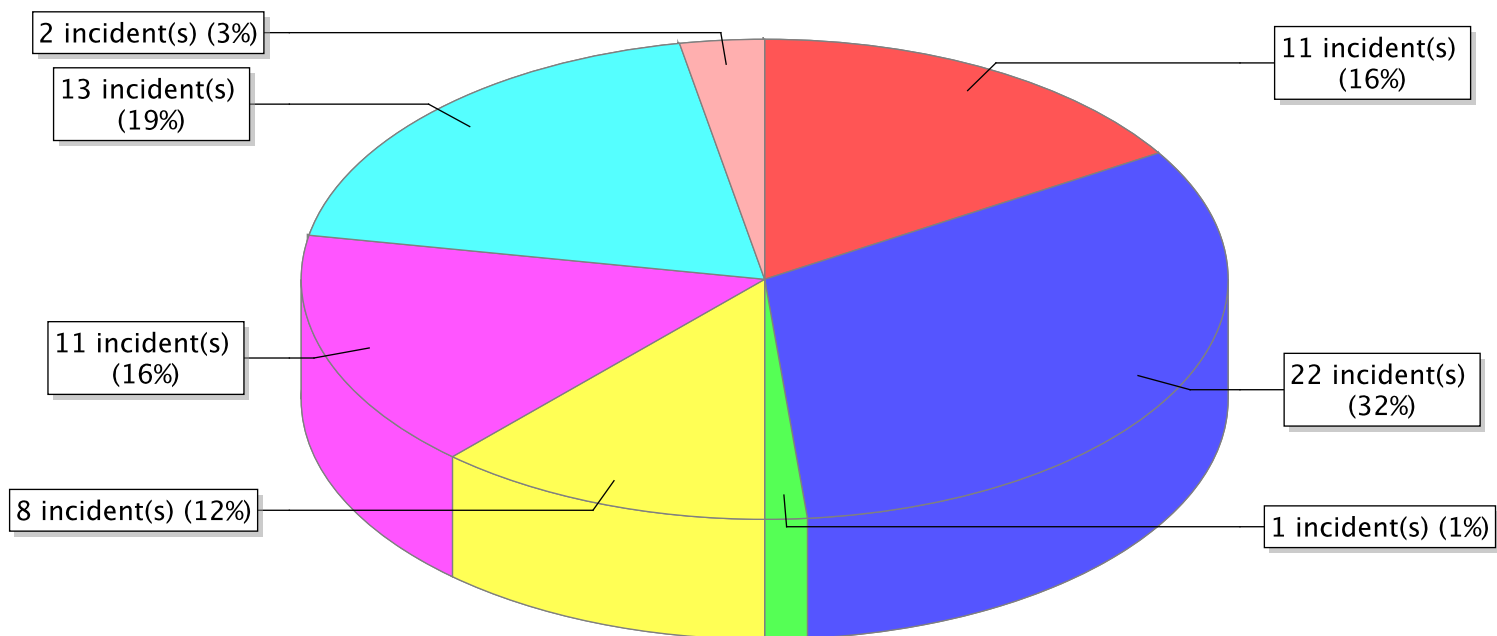
● 10 - Fire, other
 ● 11 - Structure Fire
 ● 13 - Mobile property (vehicle) fire
 ● 14 - Natural vegetation fire
 ● 15 - Outside rubbish fire
 ● 16 - Special outside fire

* Legend shows Incident Type followed by Description (description shortened to 25 characters).

Fire Report By FDID

Report Period: From 01/01/2016 to 12/31/2016

| FDID/FD Name | Fire Incident Type | # of Fires | % of Fires | Group Fires | % of Group |
|------------------------|-----------------------------|------------|-----------------|--------------|-----------------|
| 57010 | Structure Fires (110 - 123) | 23 | 33.82 % | 1,738 | 29.23 % |
| | Vehicle Fires (130 - 138) | 8 | 11.76 % | 950 | 15.98 % |
| Roy City Fire & Rescue | Outside Fires (140 - 173) | 26 | 38.24 % | 2,854 | 48.00 % |
| | All Other Fires (100) | 11 | 16.18 % | 404 | 6.79 % |
| | Total Fires | 68 | 100.00 % | 5,946 | 100.00 % |



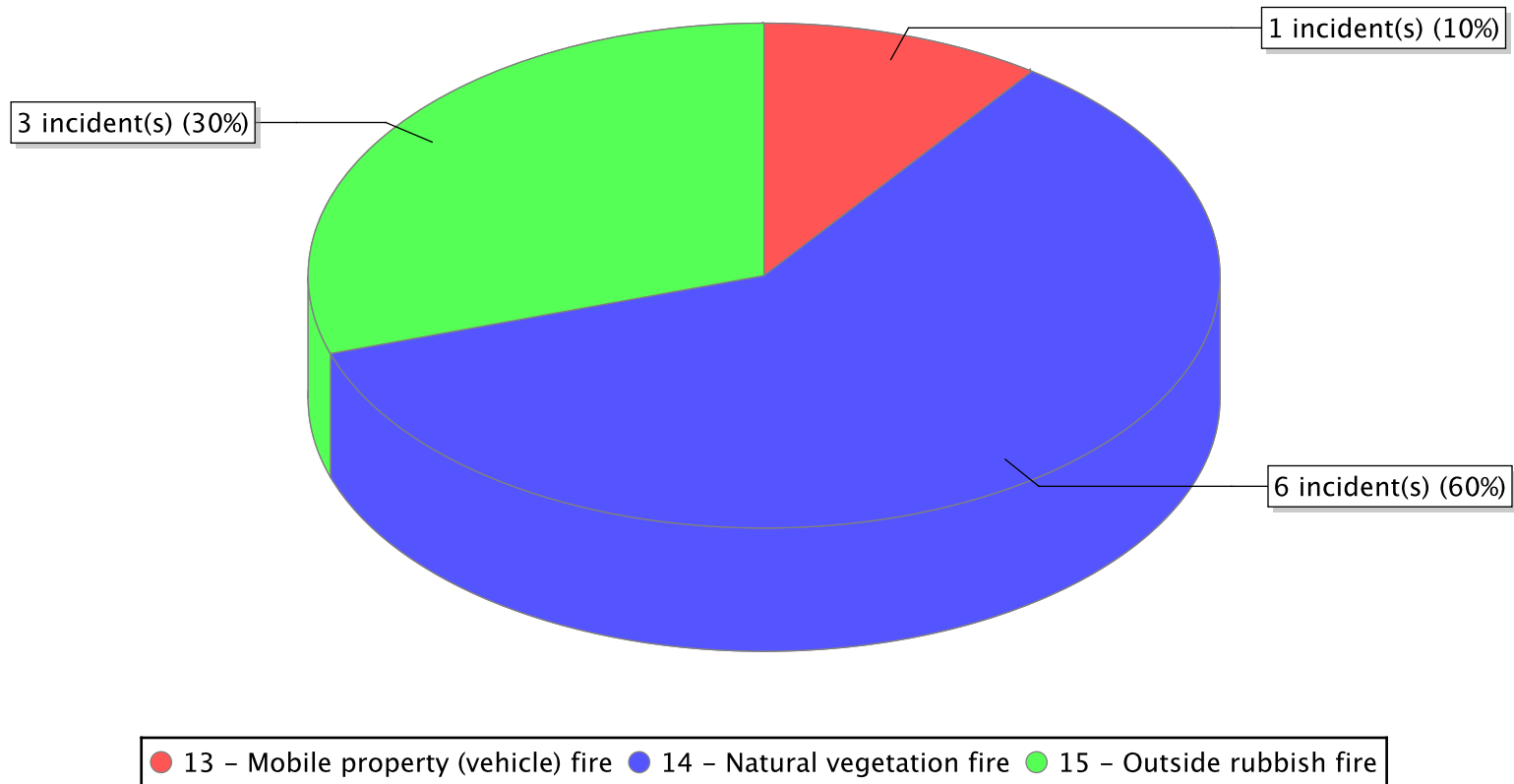
- 10 - Fire, other ● 11 - Structure Fire ● 12 - Fire in mobile property used as a fixed structure ● 13 - Mobile property (vehicle) fire
- 14 - Natural vegetation fire ● 15 - Outside rubbish fire ● 16 - Special outside fire

* Legend shows Incident Type followed by Description (description shortened to 25 characters).

Fire Report By FDID

Report Period: From 01/01/2016 to 12/31/2016

| FDID/FD Name | Fire Incident Type | # of Fires | % of Fires | Group Fires | % of Group |
|--------------------|-----------------------------|------------|-----------------|--------------|-----------------|
| 49014 | Structure Fires (110 - 123) | 0 | 0.00 % | 1,738 | 29.23 % |
| | Vehicle Fires (130 - 138) | 1 | 10.00 % | 950 | 15.98 % |
| Salem Station 1 | Outside Fires (140 - 173) | 9 | 90.00 % | 2,854 | 48.00 % |
| | All Other Fires (100) | 0 | 0.00 % | 404 | 6.79 % |
| Total Fires | | 10 | 100.00 % | 5,946 | 100.00 % |

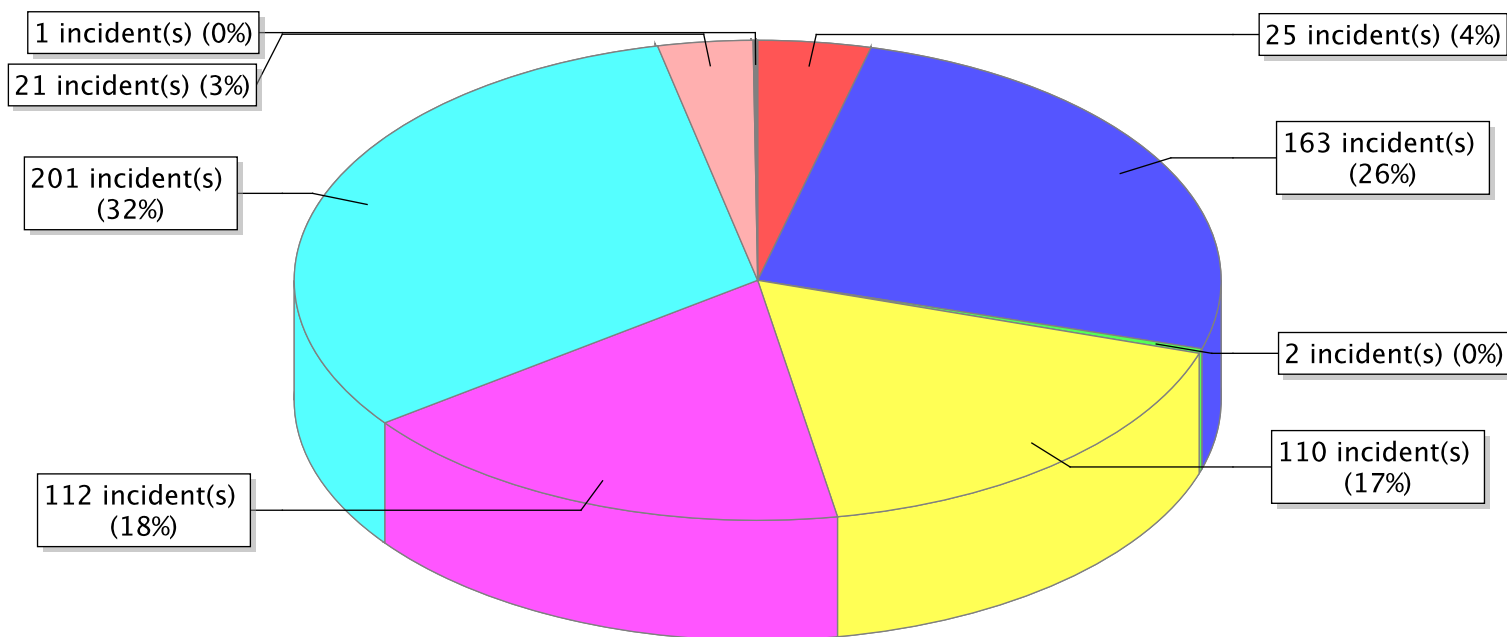


* Legend shows Incident Type followed by Description (description shortened to 25 characters).

Fire Report By FDID

Report Period: From 01/01/2016 to 12/31/2016

| FDID/FD Name | Fire Incident Type | # of Fires | % of Fires | Group Fires | % of Group |
|--------------------|-----------------------------|------------|-----------------|--------------|-----------------|
| 35005 | Structure Fires (110 - 123) | 165 | 25.98 % | 1,738 | 29.23 % |
| | Vehicle Fires (130 - 138) | 110 | 17.32 % | 950 | 15.98 % |
| Salt Lake City FD | Outside Fires (140 - 173) | 335 | 52.76 % | 2,854 | 48.00 % |
| | All Other Fires (100) | 25 | 3.94 % | 404 | 6.79 % |
| Total Fires | | 635 | 100.00 % | 5,946 | 100.00 % |



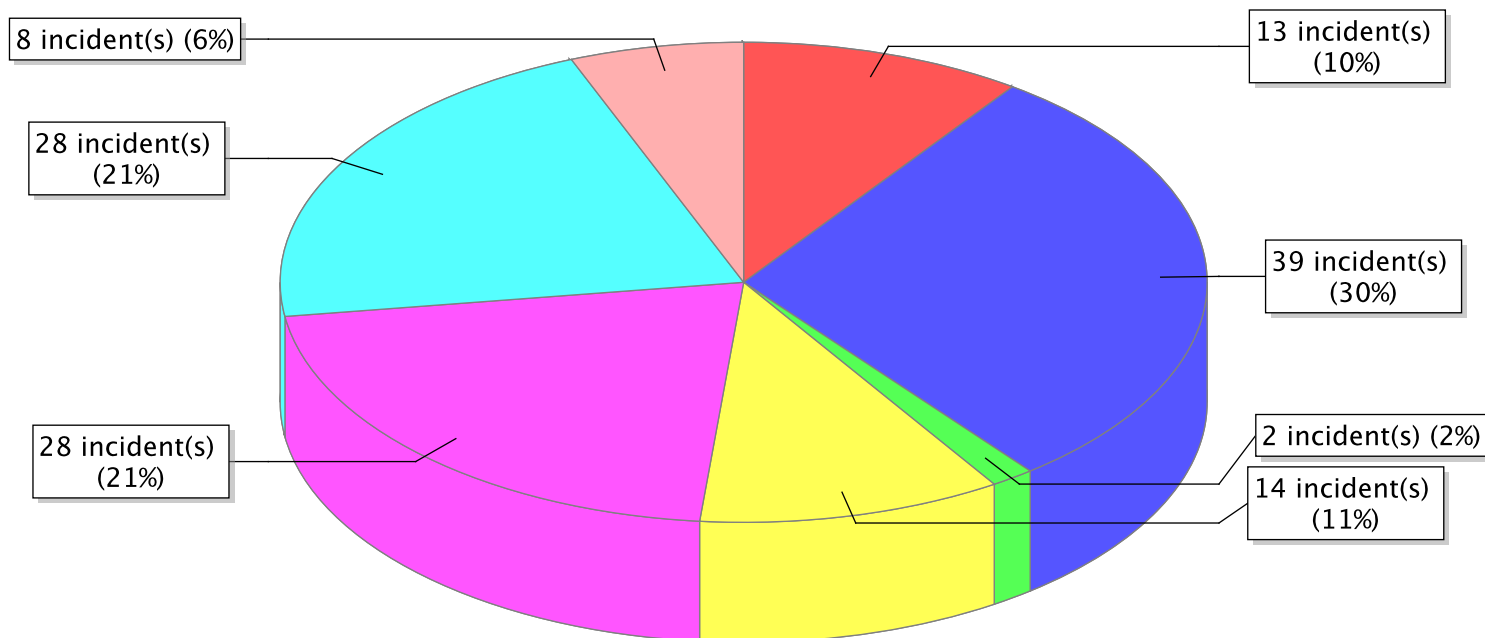
- 10 - Fire, other
- 11 - Structure Fire
- 12 - Fire in mobile property used as a fixed structure
- 13 - Mobile property (vehicle) fire
- 14 - Natural vegetation fire
- 15 - Outside rubbish fire
- 16 - Special outside fire
- 17 - Cultivated vegetation, crop fire

* Legend shows Incident Type followed by Description (description shortened to 25 characters).

Fire Report By FDID

Report Period: From 01/01/2016 to 12/31/2016

| FDID/FD Name | Fire Incident Type | # of Fires | % of Fires | Group Fires | % of Group |
|--------------------|-----------------------------|------------|-----------------|--------------|-----------------|
| 35007 | Structure Fires (110 - 123) | 41 | 31.06 % | 1,738 | 29.23 % |
| | Vehicle Fires (130 - 138) | 14 | 10.61 % | 950 | 15.98 % |
| Sandy FD | Outside Fires (140 - 173) | 64 | 48.48 % | 2,854 | 48.00 % |
| | All Other Fires (100) | 13 | 9.85 % | 404 | 6.79 % |
| Total Fires | | 132 | 100.00 % | 5,946 | 100.00 % |



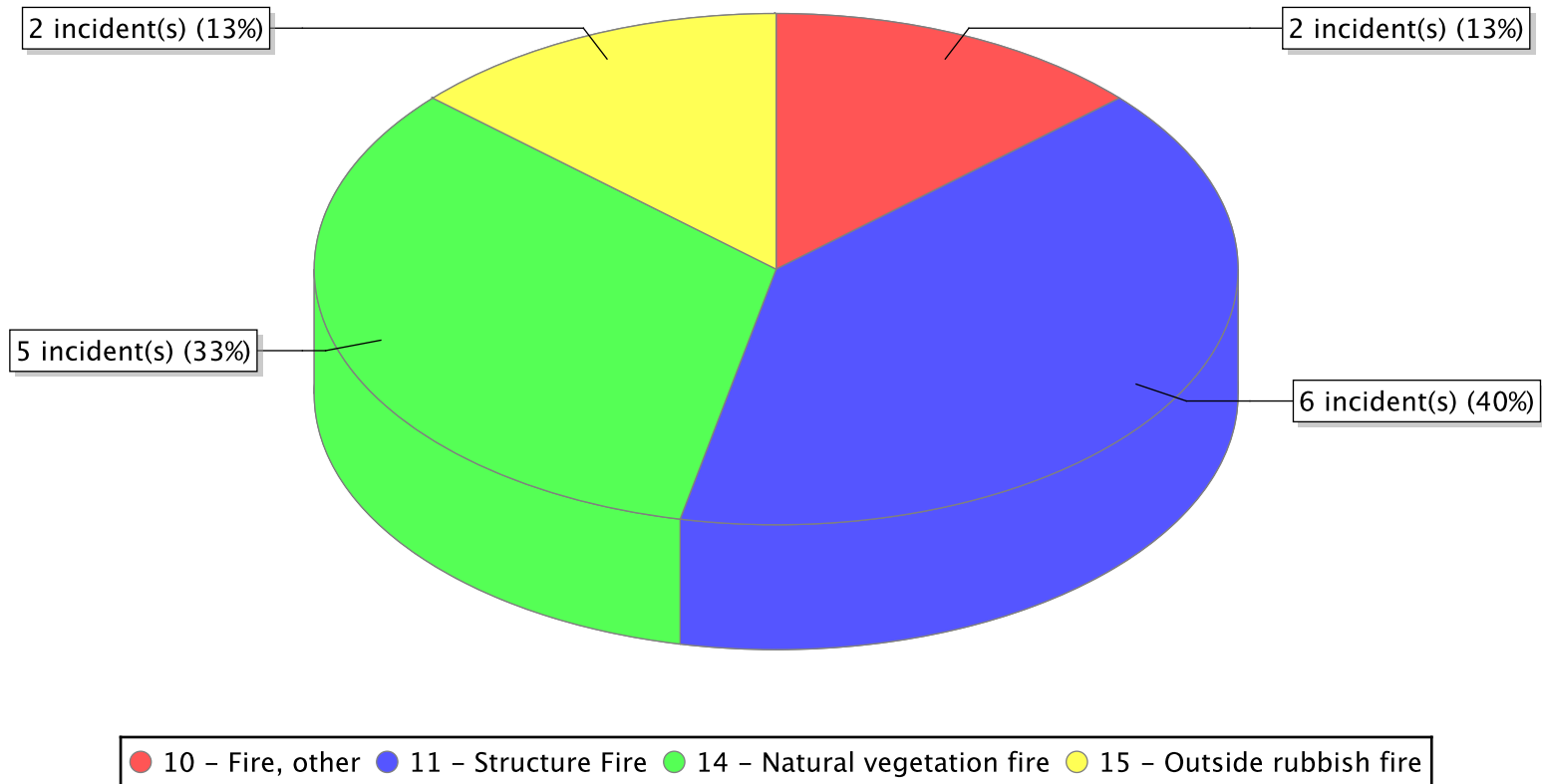
- 10 - Fire, other
- 11 - Structure Fire
- 12 - Fire in mobile property used as a fixed structure
- 13 - Mobile property (vehicle) fire
- 14 - Natural vegetation fire
- 15 - Outside rubbish fire
- 16 - Special outside fire

* Legend shows Incident Type followed by Description (description shortened to 25 characters).

Fire Report By FDID

Report Period: From 01/01/2016 to 12/31/2016

| FDID/FD Name | Fire Incident Type | # of Fires | % of Fires | Group Fires | % of Group |
|-----------------------------|-----------------------------|------------|-----------------|--------------|-----------------|
| 53009 | Structure Fires (110 - 123) | 6 | 40.00 % | 1,738 | 29.23 % |
| | Vehicle Fires (130 - 138) | 0 | 0.00 % | 950 | 15.98 % |
| Santa Clara Fire Department | Outside Fires (140 - 173) | 7 | 46.67 % | 2,854 | 48.00 % |
| | All Other Fires (100) | 2 | 13.33 % | 404 | 6.79 % |
| Total Fires | | 15 | 100.00 % | 5,946 | 100.00 % |

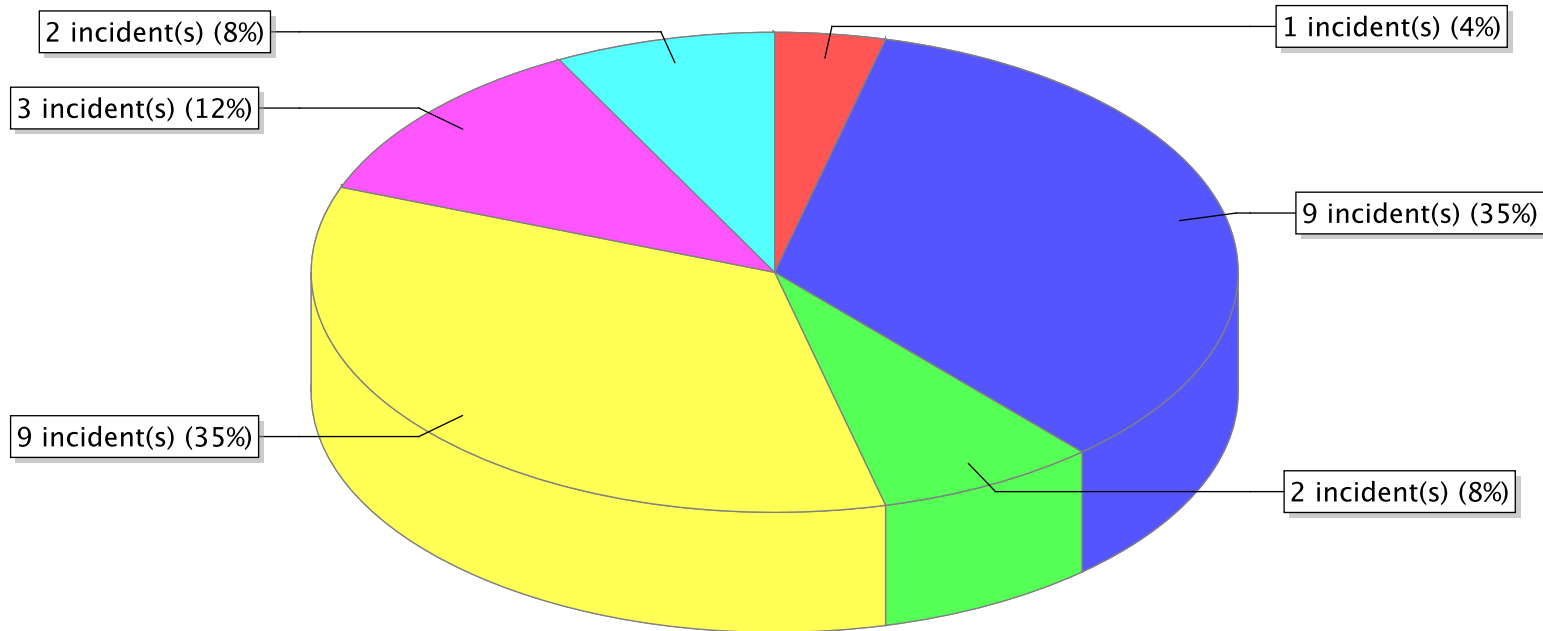


* Legend shows Incident Type followed by Description (description shortened to 25 characters).

Fire Report By FDID

Report Period: From 01/01/2016 to 12/31/2016

| FDID/FD Name | Fire Incident Type | # of Fires | % of Fires | Group Fires | % of Group |
|---------------------------|-----------------------------|------------|-----------------|--------------|-----------------|
| 49016 | Structure Fires (110 - 123) | 9 | 34.62 % | 1,738 | 29.23 % |
| | Vehicle Fires (130 - 138) | 2 | 7.69 % | 950 | 15.98 % |
| Santaquin Fire Department | Outside Fires (140 - 173) | 14 | 53.85 % | 2,854 | 48.00 % |
| | All Other Fires (100) | 1 | 3.85 % | 404 | 6.79 % |
| | Total Fires | 26 | 100.00 % | 5,946 | 100.00 % |



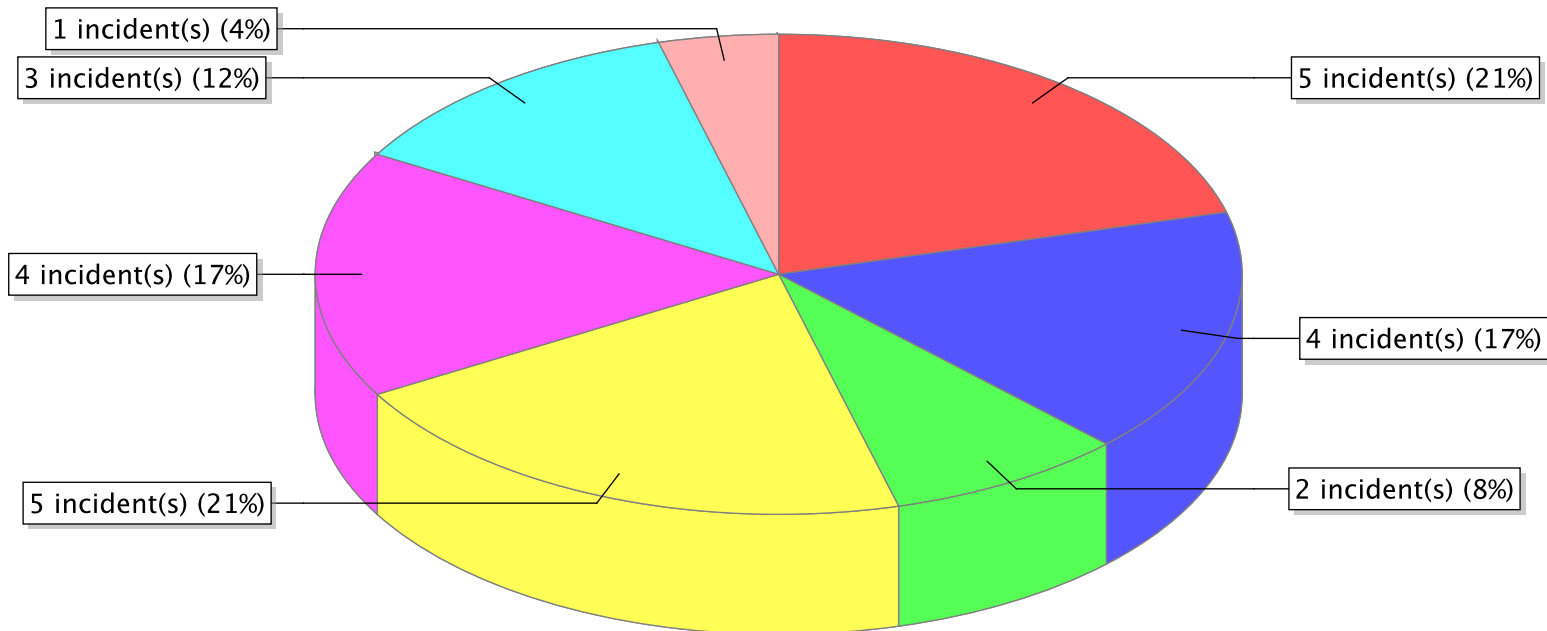
- 10 - Fire, other
- 11 - Structure Fire
- 13 - Mobile property (vehicle) fire
- 14 - Natural vegetation fire
- 15 - Outside rubbish fire
- 17 - Cultivated vegetation, crop fire

* Legend shows Incident Type followed by Description (description shortened to 25 characters).

Fire Report By FDID

Report Period: From 01/01/2016 to 12/31/2016

| FDID/FD Name | Fire Incident Type | # of Fires | % of Fires | Group Fires | % of Group |
|--------------------|-----------------------------|------------|-----------------|--------------|-----------------|
| 05018 | Structure Fires (110 - 123) | 4 | 16.67 % | 1,738 | 29.23 % |
| | Vehicle Fires (130 - 138) | 2 | 8.33 % | 950 | 15.98 % |
| Smithfield FD | Outside Fires (140 - 173) | 13 | 54.17 % | 2,854 | 48.00 % |
| | All Other Fires (100) | 5 | 20.83 % | 404 | 6.79 % |
| Total Fires | | 24 | 100.00 % | 5,946 | 100.00 % |



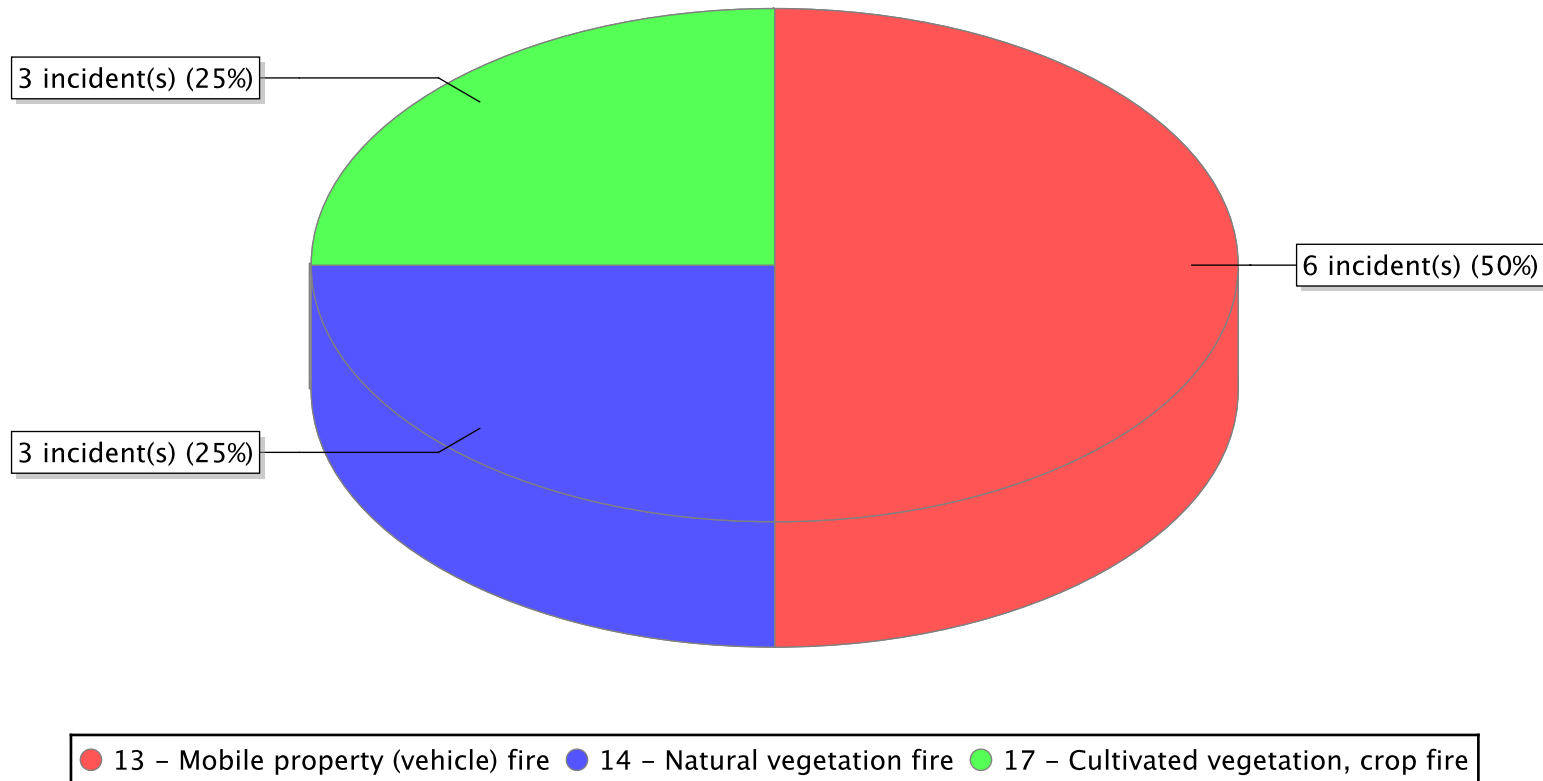
● 10 - Fire, other
 ● 11 - Structure Fire
 ● 13 - Mobile property (vehicle) fire
 ● 14 - Natural vegetation fire
 ● 15 - Outside rubbish fire
● 16 - Special outside fire
 ● 17 - Cultivated vegetation, crop fire

* Legend shows Incident Type followed by Description (description shortened to 25 characters).

Fire Report By FDID

Report Period: From 01/01/2016 to 12/31/2016

| FDID/FD Name | Fire Incident Type | # of Fires | % of Fires | Group Fires | % of Group |
|--------------------|-----------------------------|------------|-----------------|--------------|-----------------|
| 03015 | Structure Fires (110 - 123) | 0 | 0.00 % | 1,738 | 29.23 % |
| | Vehicle Fires (130 - 138) | 6 | 50.00 % | 950 | 15.98 % |
| Snowville FD | Outside Fires (140 - 173) | 6 | 50.00 % | 2,854 | 48.00 % |
| | All Other Fires (100) | 0 | 0.00 % | 404 | 6.79 % |
| Total Fires | | 12 | 100.00 % | 5,946 | 100.00 % |

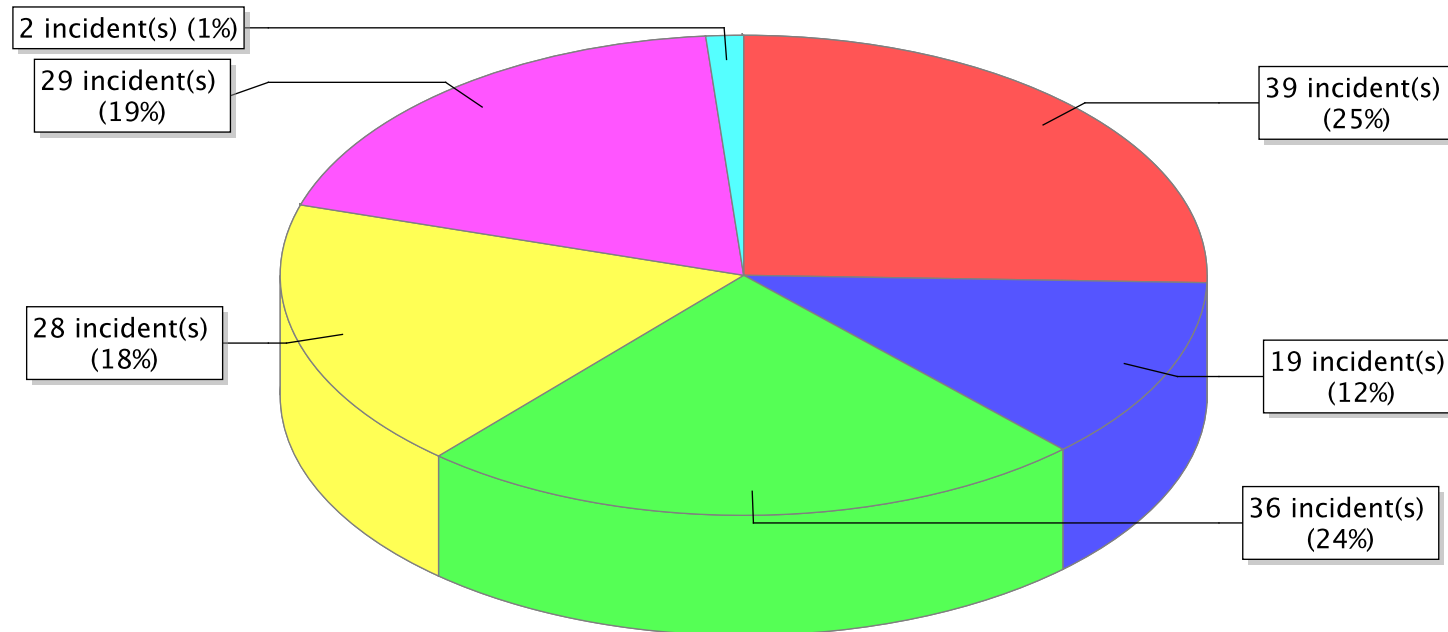


* Legend shows Incident Type followed by Description (description shortened to 25 characters).

Fire Report By FDID

Report Period: From 01/01/2016 to 12/31/2016

| FDID/FD Name | Fire Incident Type | # of Fires | % of Fires | Group Fires | % of Group |
|--------------------|-----------------------------|------------|-----------------|--------------|-----------------|
| 11020 | Structure Fires (110 - 123) | 39 | 25.49 % | 1,738 | 29.23 % |
| | Vehicle Fires (130 - 138) | 19 | 12.42 % | 950 | 15.98 % |
| South Davis Metro | Outside Fires (140 - 173) | 95 | 62.09 % | 2,854 | 48.00 % |
| | All Other Fires (100) | 0 | 0.00 % | 404 | 6.79 % |
| Total Fires | | 153 | 100.00 % | 5,946 | 100.00 % |



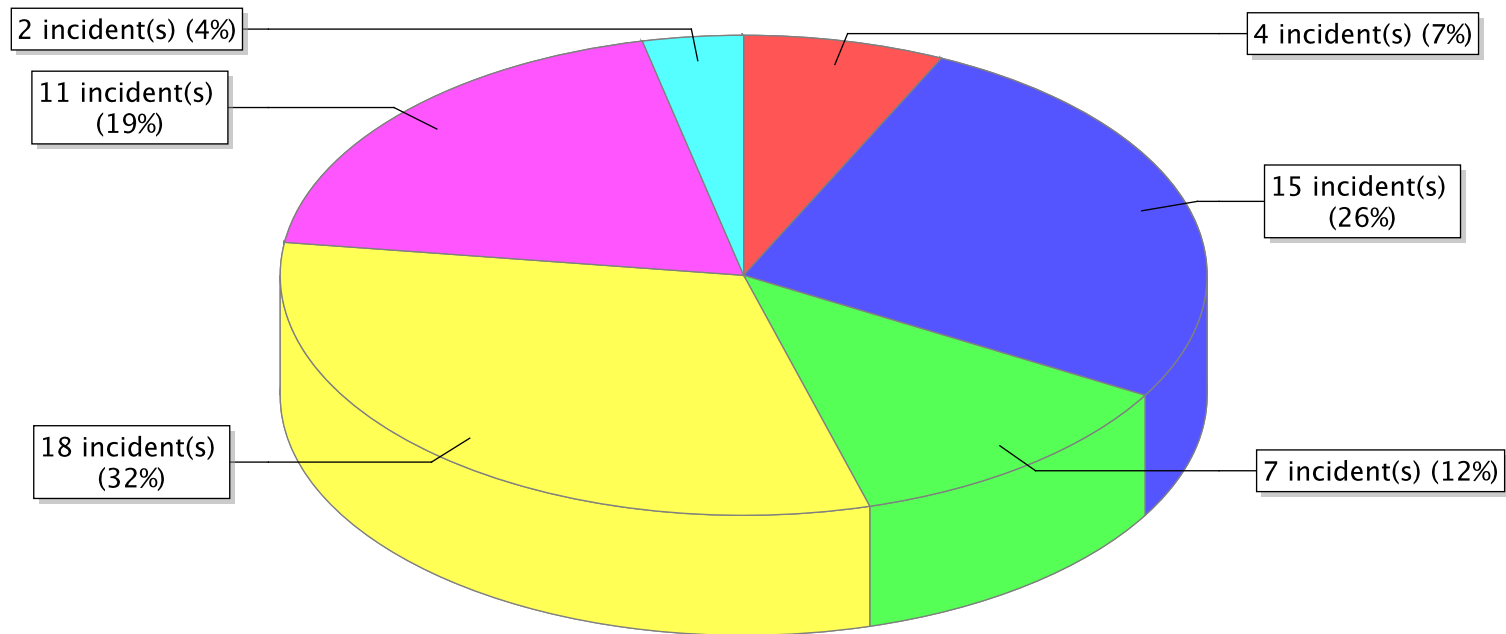
- 11 - Structure Fire
- 13 - Mobile property (vehicle) fire
- 14 - Natural vegetation fire
- 15 - Outside rubbish fire
- 16 - Special outside fire
- 17 - Cultivated vegetation, crop fire

* Legend shows Incident Type followed by Description (description shortened to 25 characters).

Fire Report By FDID

Report Period: From 01/01/2016 to 12/31/2016

| FDID/FD Name | Fire Incident Type | # of Fires | % of Fires | Group Fires | % of Group |
|--------------------|-----------------------------|------------|-----------------|--------------|-----------------|
| 35008 | Structure Fires (110 - 123) | 15 | 26.32 % | 1,738 | 29.23 % |
| | Vehicle Fires (130 - 138) | 7 | 12.28 % | 950 | 15.98 % |
| South Jordan FD | Outside Fires (140 - 173) | 31 | 54.39 % | 2,854 | 48.00 % |
| | All Other Fires (100) | 4 | 7.02 % | 404 | 6.79 % |
| Total Fires | | 57 | 100.00 % | 5,946 | 100.00 % |



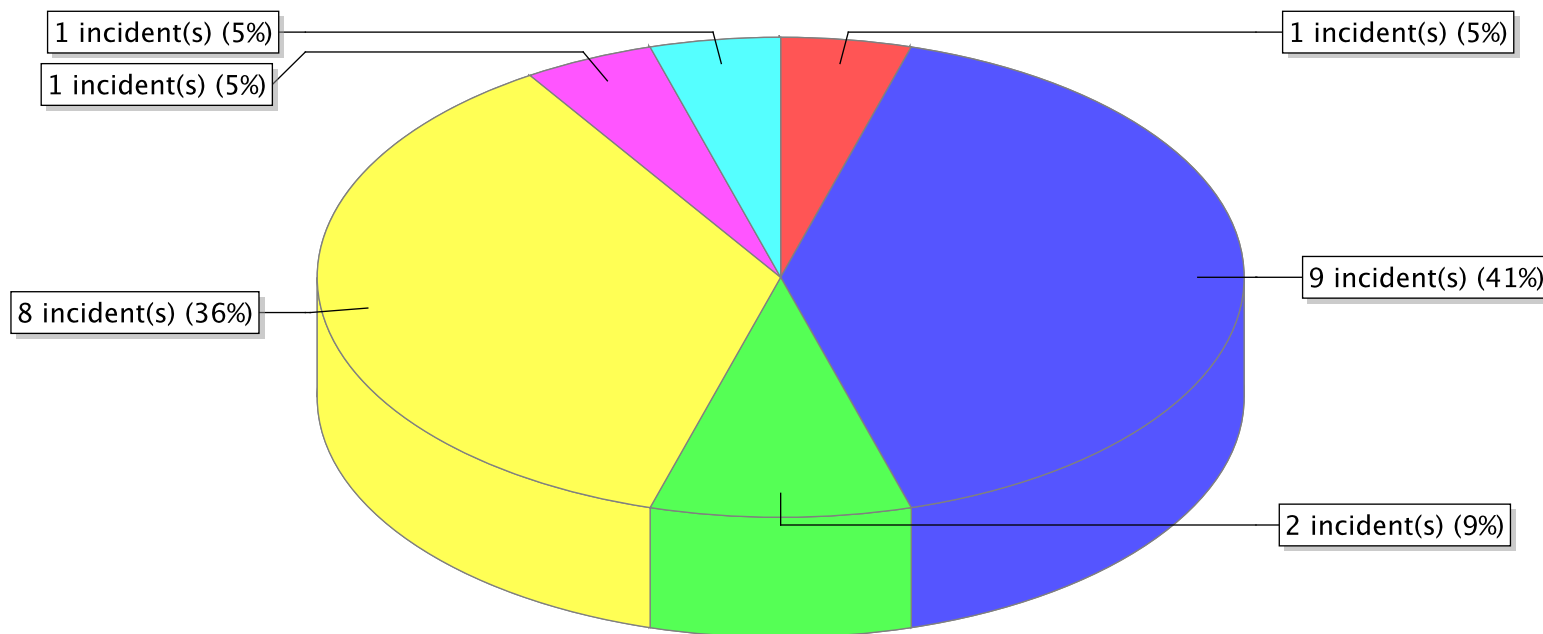
- 10 - Fire, other
- 11 - Structure Fire
- 13 - Mobile property (vehicle) fire
- 14 - Natural vegetation fire
- 15 - Outside rubbish fire
- 16 - Special outside fire

* Legend shows Incident Type followed by Description (description shortened to 25 characters).

Fire Report By FDID

Report Period: From 01/01/2016 to 12/31/2016

| FDID/FD Name | Fire Incident Type | # of Fires | % of Fires | Group Fires | % of Group |
|----------------|-----------------------------|------------|-----------------|--------------|-----------------|
| 57011 | Structure Fires (110 - 123) | 9 | 40.91 % | 1,738 | 29.23 % |
| | Vehicle Fires (130 - 138) | 2 | 9.09 % | 950 | 15.98 % |
| South Ogden FD | Outside Fires (140 - 173) | 10 | 45.45 % | 2,854 | 48.00 % |
| | All Other Fires (100) | 1 | 4.55 % | 404 | 6.79 % |
| | Total Fires | 22 | 100.00 % | 5,946 | 100.00 % |



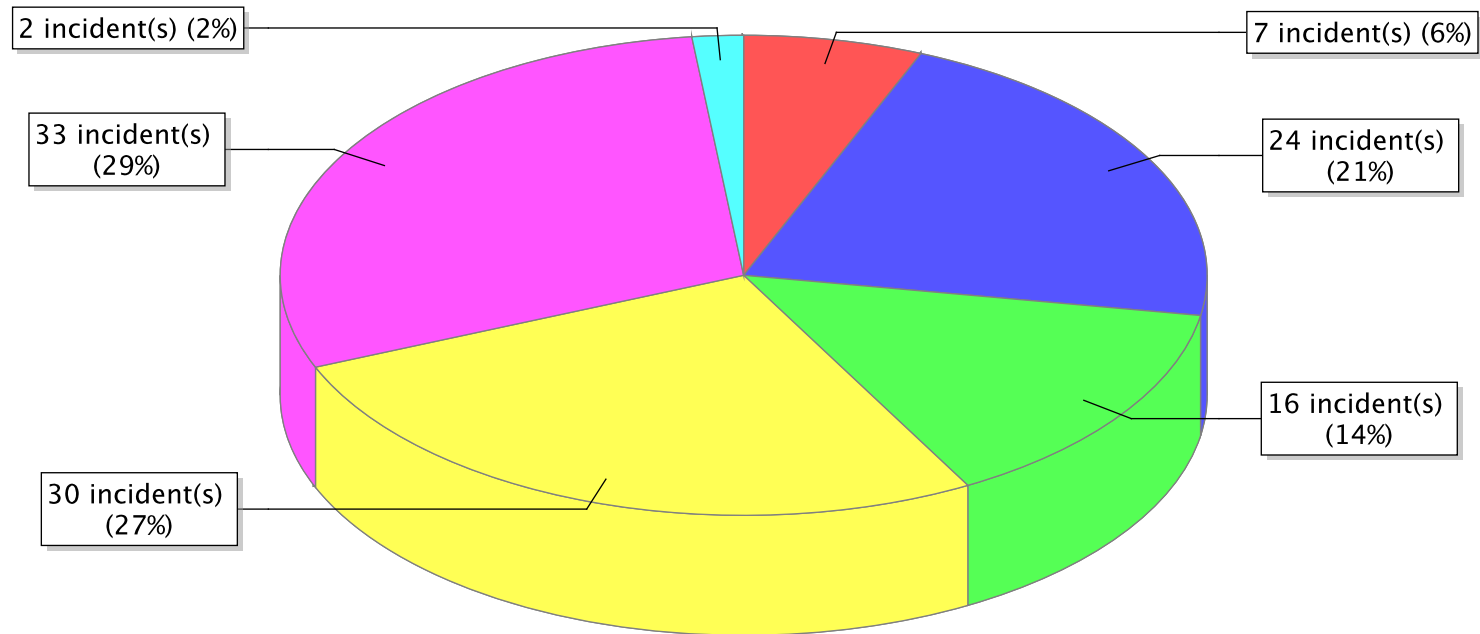
- 10 – Fire, other
- 11 – Structure Fire
- 13 – Mobile property (vehicle) fire
- 14 – Natural vegetation fire
- 15 – Outside rubbish fire
- 16 – Special outside fire

* Legend shows Incident Type followed by Description (description shortened to 25 characters).

Fire Report By FDID

Report Period: From 01/01/2016 to 12/31/2016

| FDID/FD Name | Fire Incident Type | # of Fires | % of Fires | Group Fires | % of Group |
|-----------------|-----------------------------|------------|-----------------|--------------|-----------------|
| 35009 | Structure Fires (110 - 123) | 24 | 21.43 % | 1,738 | 29.23 % |
| | Vehicle Fires (130 - 138) | 16 | 14.29 % | 950 | 15.98 % |
| South SLCity FD | Outside Fires (140 - 173) | 65 | 58.04 % | 2,854 | 48.00 % |
| | All Other Fires (100) | 7 | 6.25 % | 404 | 6.79 % |
| | Total Fires | 112 | 100.00 % | 5,946 | 100.00 % |



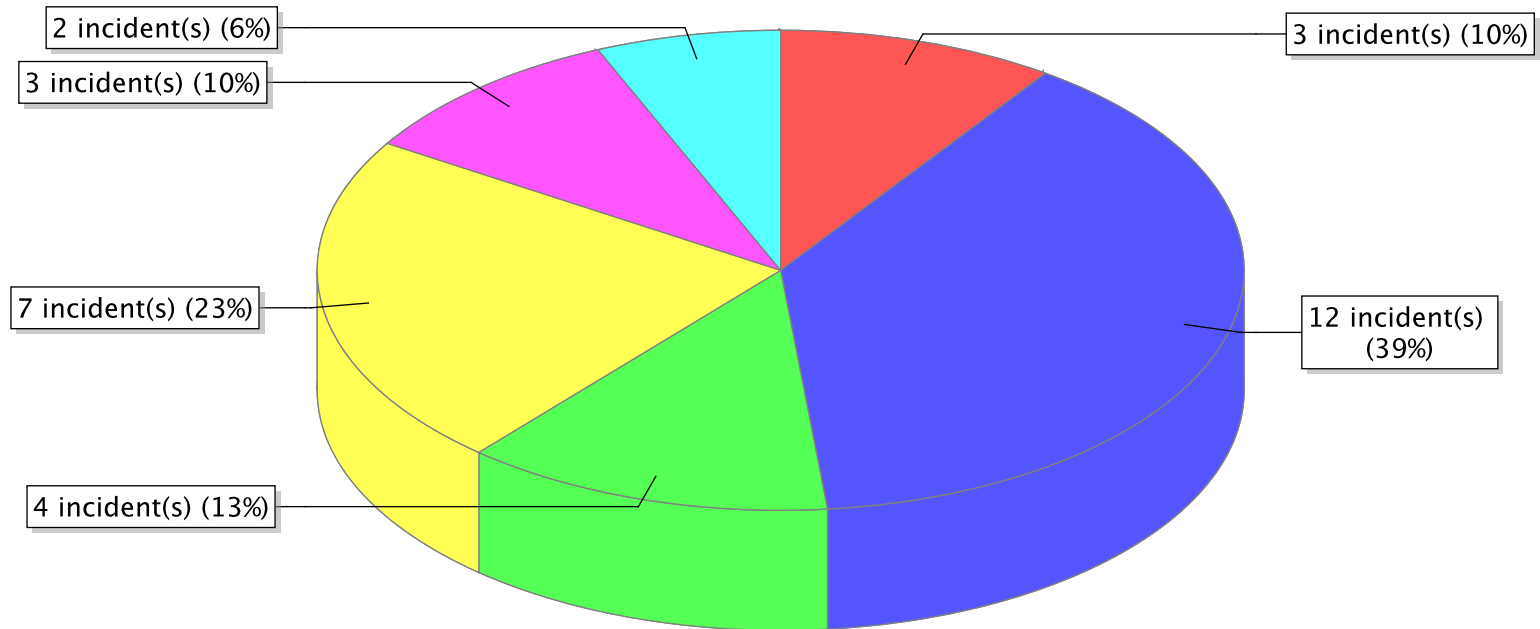
- 10 - Fire, other
- 11 - Structure Fire
- 13 - Mobile property (vehicle) fire
- 14 - Natural vegetation fire
- 15 - Outside rubbish fire
- 16 - Special outside fire

* Legend shows Incident Type followed by Description (description shortened to 25 characters).

Fire Report By FDID

Report Period: From 01/01/2016 to 12/31/2016

| FDID/FD Name | Fire Incident Type | # of Fires | % of Fires | Group Fires | % of Group |
|--------------------|-----------------------------|------------|-----------------|--------------|-----------------|
| 43007 | Structure Fires (110 - 123) | 12 | 38.71 % | 1,738 | 29.23 % |
| | Vehicle Fires (130 - 138) | 4 | 12.90 % | 950 | 15.98 % |
| South Summit FD | Outside Fires (140 - 173) | 12 | 38.71 % | 2,854 | 48.00 % |
| | All Other Fires (100) | 3 | 9.68 % | 404 | 6.79 % |
| Total Fires | | 31 | 100.00 % | 5,946 | 100.00 % |



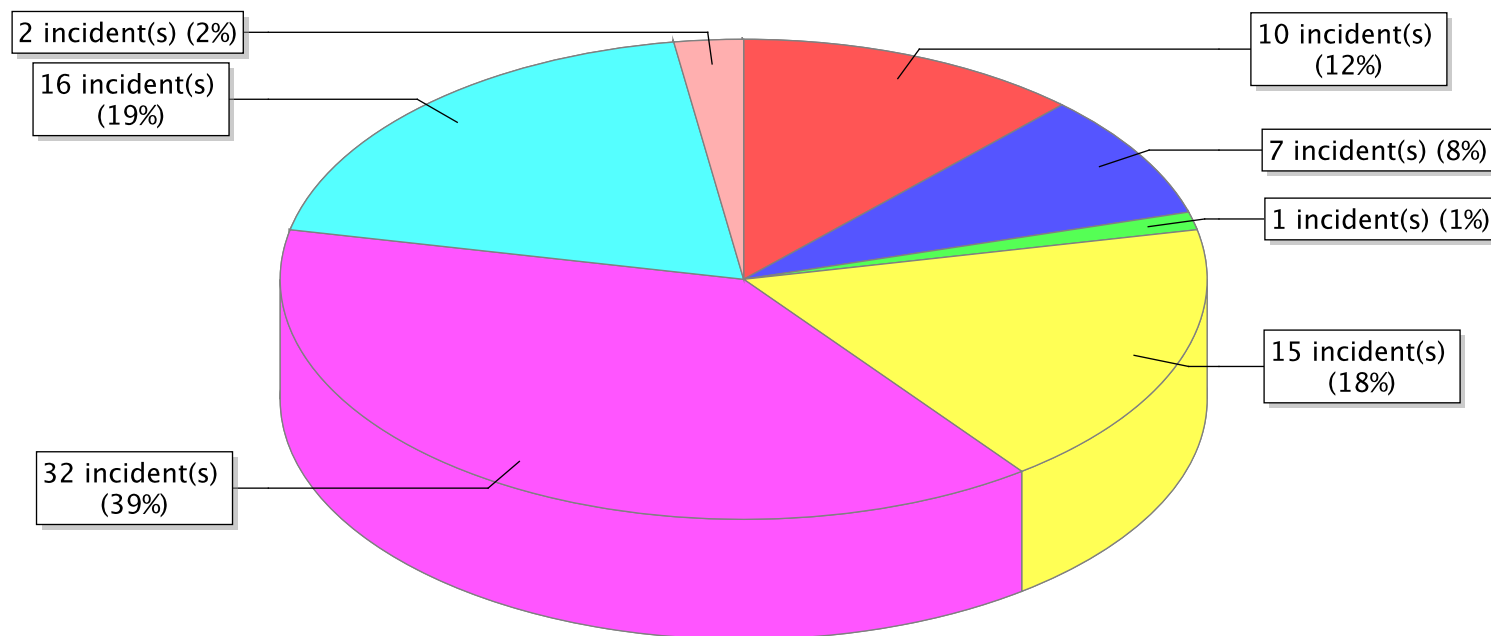
- 10 - Fire, other
- 11 - Structure Fire
- 13 - Mobile property (vehicle) fire
- 14 - Natural vegetation fire
- 15 - Outside rubbush fire
- 16 - Special outside fire

* Legend shows Incident Type followed by Description (description shortened to 25 characters).

Fire Report By FDID

Report Period: From 01/01/2016 to 12/31/2016

| FDID/FD Name | Fire Incident Type | # of Fires | % of Fires | Group Fires | % of Group |
|--------------------------------|-----------------------------|------------|-----------------|--------------|-----------------|
| 49017 | Structure Fires (110 - 123) | 8 | 9.64 % | 1,738 | 29.23 % |
| | Vehicle Fires (130 - 138) | 15 | 18.07 % | 950 | 15.98 % |
| Spanish Fork Fire Department (| Outside Fires (140 - 173) | 50 | 60.24 % | 2,854 | 48.00 % |
| | All Other Fires (100) | 10 | 12.05 % | 404 | 6.79 % |
| | Total Fires | 83 | 100.00 % | 5,946 | 100.00 % |



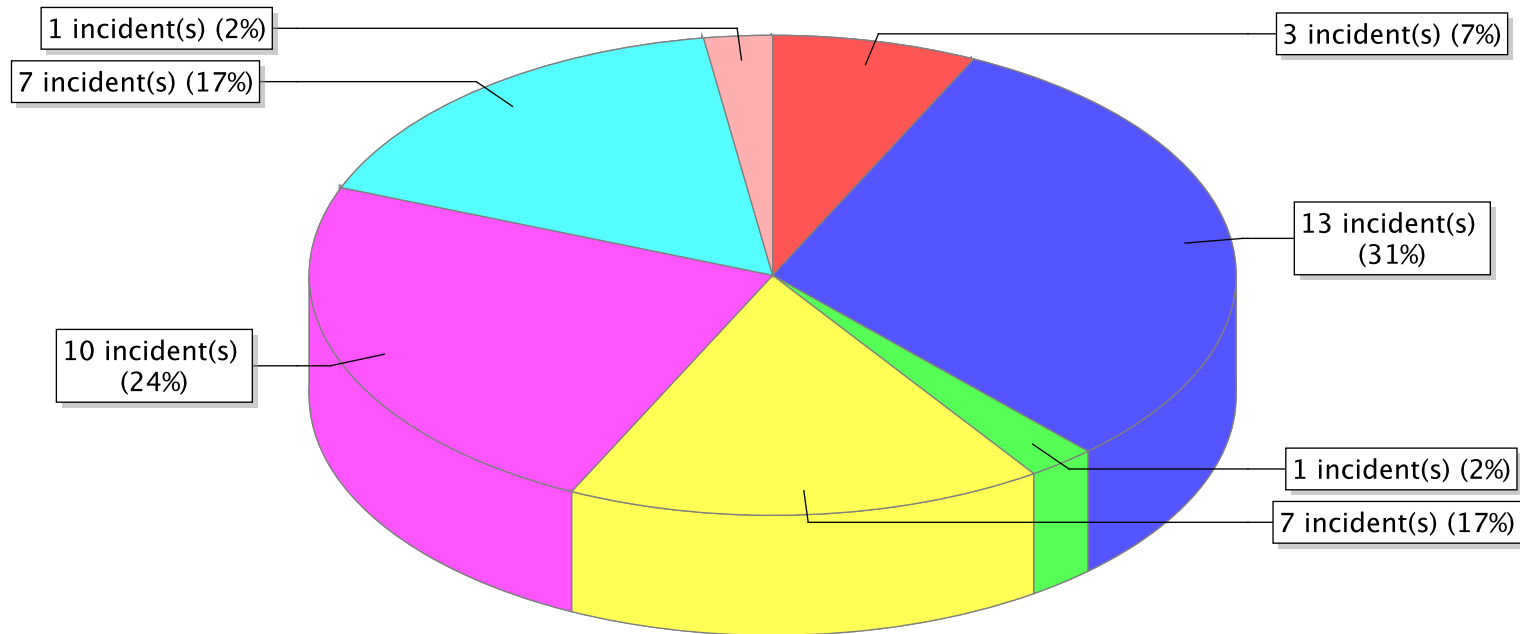
- 10 - Fire, other
- 11 - Structure Fire
- 12 - Fire in mobile property used as a fixed structure
- 13 - Mobile property (vehicle) fire
- 14 - Natural vegetation fire
- 15 - Outside rubbish fire
- 16 - Special outside fire

* Legend shows Incident Type followed by Description (description shortened to 25 characters).

Fire Report By FDID

Report Period: From 01/01/2016 to 12/31/2016

| FDID/FD Name | Fire Incident Type | # of Fires | % of Fires | Group Fires | % of Group |
|-----------------------------|-----------------------------|------------|-----------------|--------------|-----------------|
| 49018 | Structure Fires (110 - 123) | 14 | 33.33 % | 1,738 | 29.23 % |
| | Vehicle Fires (130 - 138) | 7 | 16.67 % | 950 | 15.98 % |
| Springville Fire Department | Outside Fires (140 - 173) | 18 | 42.86 % | 2,854 | 48.00 % |
| | All Other Fires (100) | 3 | 7.14 % | 404 | 6.79 % |
| | Total Fires | 42 | 100.00 % | 5,946 | 100.00 % |



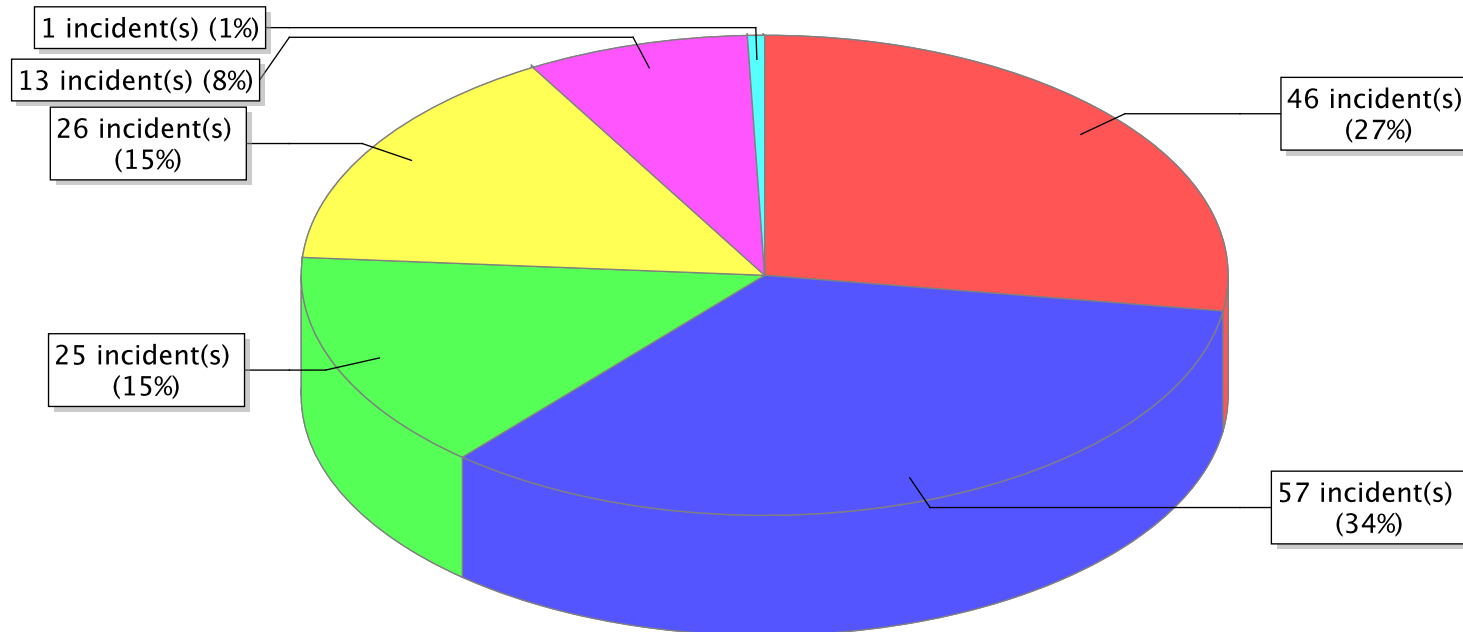
- 10 - Fire, other
- 11 - Structure Fire
- 12 - Fire in mobile property used as a fixed structure
- 13 - Mobile property (vehicle) fire
- 14 - Natural vegetation fire
- 15 - Outside rubbish fire
- 16 - Special outside fire

* Legend shows Incident Type followed by Description (description shortened to 25 characters).

Fire Report By FDID

Report Period: From 01/01/2016 to 12/31/2016

| FDID/FD Name | Fire Incident Type | # of Fires | % of Fires | Group Fires | % of Group |
|----------------------------|-----------------------------|------------|-----------------|--------------|-----------------|
| 53011 | Structure Fires (110 - 123) | 57 | 33.93 % | 1,738 | 29.23 % |
| | Vehicle Fires (130 - 138) | 25 | 14.88 % | 950 | 15.98 % |
| St. George Fire Department | Outside Fires (140 - 173) | 40 | 23.81 % | 2,854 | 48.00 % |
| | All Other Fires (100) | 46 | 27.38 % | 404 | 6.79 % |
| Total Fires | | 168 | 100.00 % | 5,946 | 100.00 % |



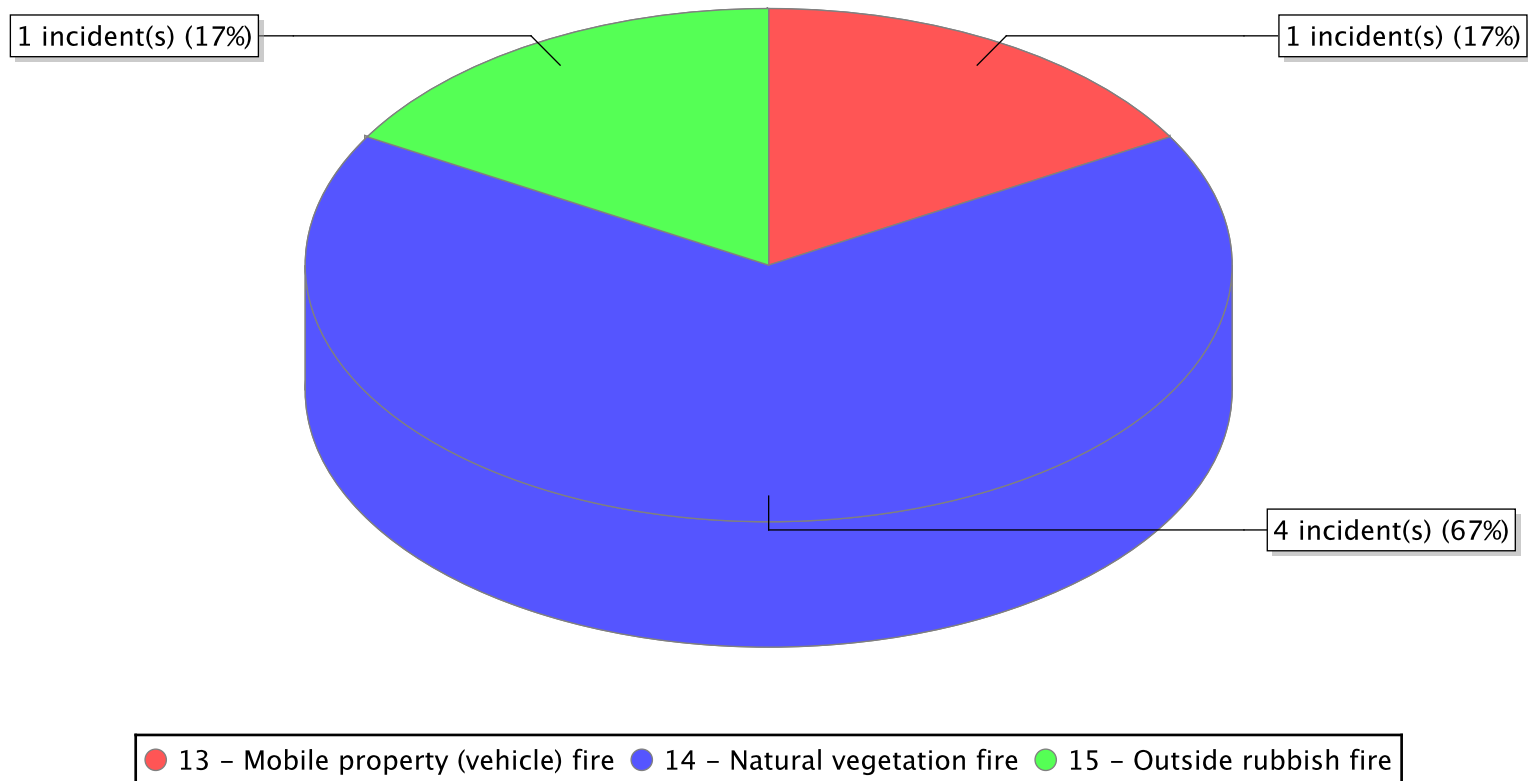
- 10 - Fire, other
- 11 - Structure Fire
- 13 - Mobile property (vehicle) fire
- 14 - Natural vegetation fire
- 15 - Outside rubbish fire
- 16 - Special outside fire

* Legend shows Incident Type followed by Description (description shortened to 25 characters).

Fire Report By FDID

Report Period: From 01/01/2016 to 12/31/2016

| FDID/FD Name | Fire Incident Type | # of Fires | % of Fires | Group Fires | % of Group |
|--------------------|-----------------------------|------------|-----------------|--------------|-----------------|
| 51015 | Structure Fires (110 - 123) | 0 | 0.00 % | 1,738 | 29.23 % |
| | Vehicle Fires (130 - 138) | 1 | 16.67 % | 950 | 15.98 % |
| Strawberry FD | Outside Fires (140 - 173) | 5 | 83.33 % | 2,854 | 48.00 % |
| | All Other Fires (100) | 0 | 0.00 % | 404 | 6.79 % |
| Total Fires | | 6 | 100.00 % | 5,946 | 100.00 % |

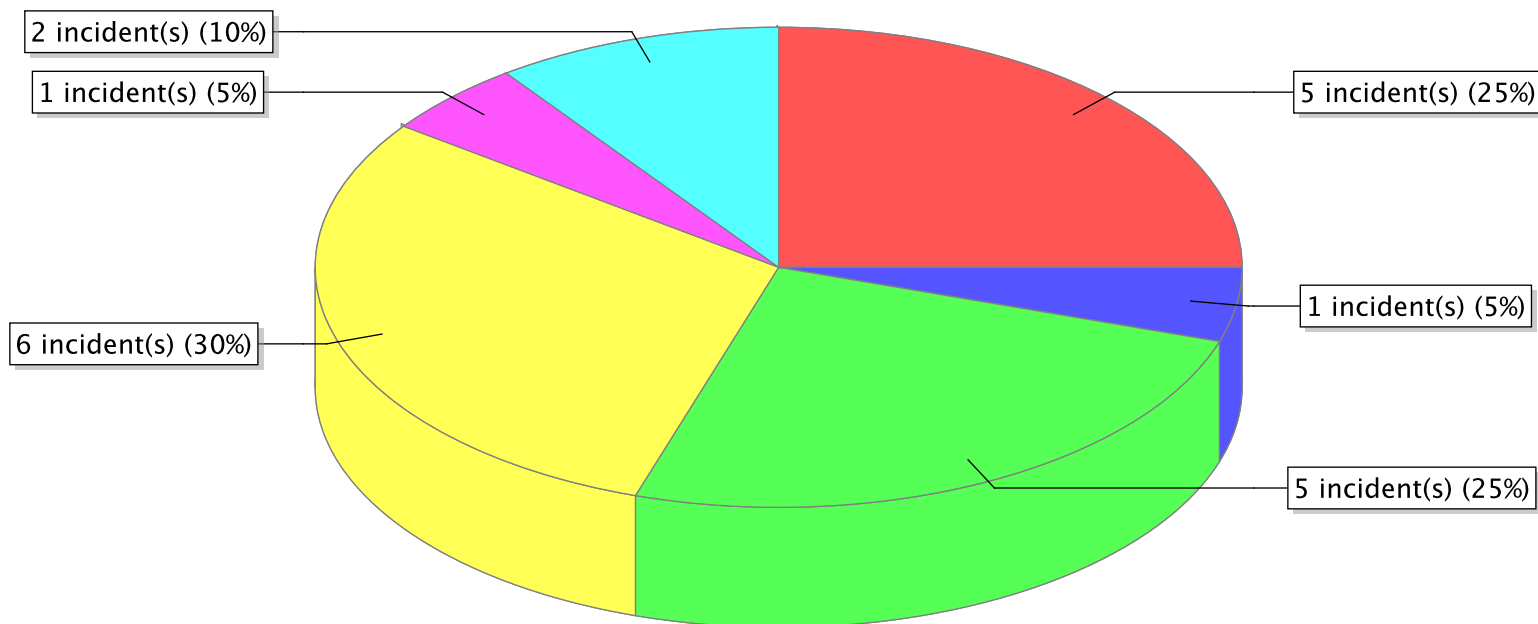


* Legend shows Incident Type followed by Description (description shortened to 25 characters).

Fire Report By FDID

Report Period: From 01/01/2016 to 12/31/2016

| FDID/FD Name | Fire Incident Type | # of Fires | % of Fires | Group Fires | % of Group |
|--------------|-----------------------------|------------|-----------------|--------------|-----------------|
| 11014 | Structure Fires (110 - 123) | 6 | 30.00 % | 1,738 | 29.23 % |
| | Vehicle Fires (130 - 138) | 5 | 25.00 % | 950 | 15.98 % |
| Sunset FD | Outside Fires (140 - 173) | 9 | 45.00 % | 2,854 | 48.00 % |
| | All Other Fires (100) | 0 | 0.00 % | 404 | 6.79 % |
| | Total Fires | 20 | 100.00 % | 5,946 | 100.00 % |



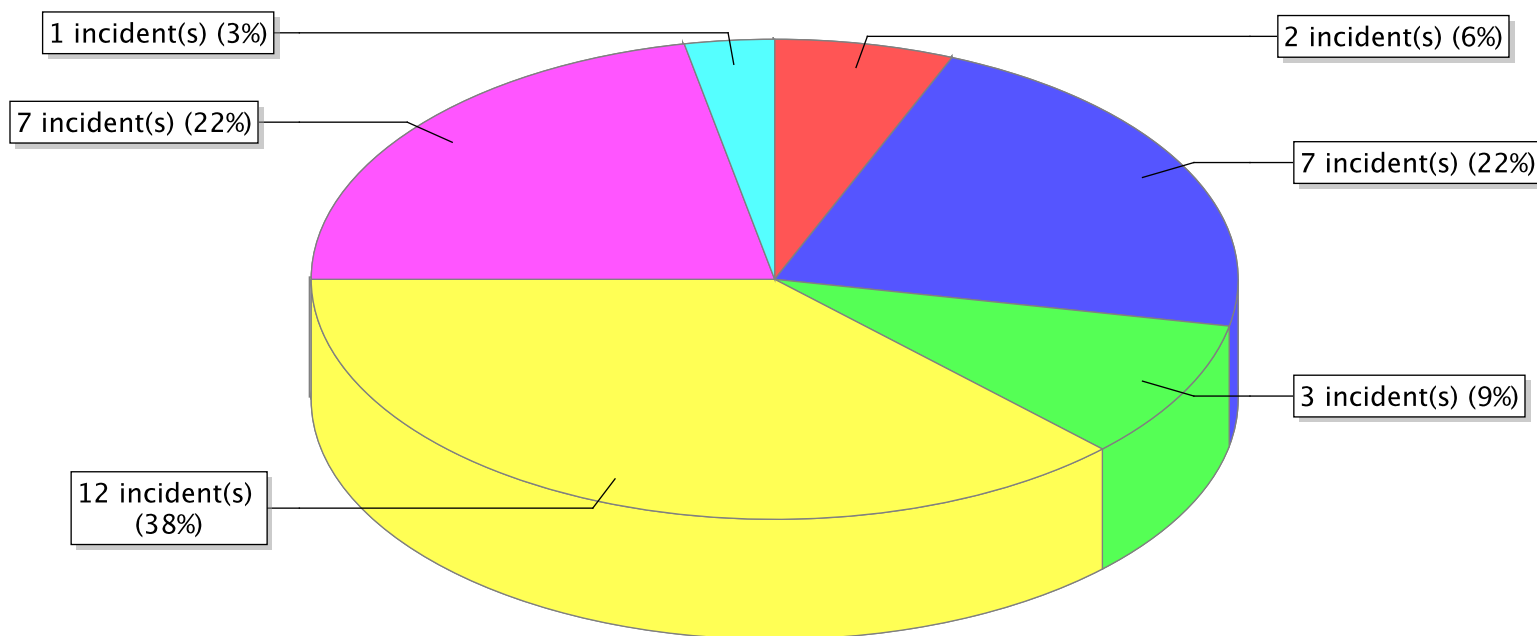
- 11 - Structure Fire
- 12 - Fire in mobile property used as a fixed structure
- 13 - Mobile property (vehicle) fire
- 14 - Natural vegetation fire
- 15 - Outside rubbish fire
- 16 - Special outside fire

* Legend shows Incident Type followed by Description (description shortened to 25 characters).

Fire Report By FDID

Report Period: From 01/01/2016 to 12/31/2016

| FDID/FD Name | Fire Incident Type | # of Fires | % of Fires | Group Fires | % of Group |
|--------------------|-----------------------------|------------|-----------------|--------------|-----------------|
| 11015 | Structure Fires (110 - 123) | 7 | 21.88 % | 1,738 | 29.23 % |
| | Vehicle Fires (130 - 138) | 3 | 9.38 % | 950 | 15.98 % |
| Syracuse FD | Outside Fires (140 - 173) | 20 | 62.50 % | 2,854 | 48.00 % |
| | All Other Fires (100) | 2 | 6.25 % | 404 | 6.79 % |
| Total Fires | | 32 | 100.00 % | 5,946 | 100.00 % |



- 10 - Fire, other
- 11 - Structure Fire
- 13 - Mobile property (vehicle) fire
- 14 - Natural vegetation fire
- 15 - Outside rubbish fire
- 16 - Special outside fire

* Legend shows Incident Type followed by Description (description shortened to 25 characters).

Fire Report By FDID

Report Period: From 01/01/2016 to 12/31/2016

| FDID/FD Name | Fire Incident Type | # of Fires | % of Fires | Group Fires | % of Group |
|--------------|-----------------------------|------------|-----------------|--------------|-----------------|
| 55005 | Structure Fires (110 - 123) | 0 | 0.00 % | 1,738 | 29.23 % |
| | Vehicle Fires (130 - 138) | 1 | 100.00 % | 950 | 15.98 % |
| Teasdale FD | Outside Fires (140 - 173) | 0 | 0.00 % | 2,854 | 48.00 % |
| | All Other Fires (100) | 0 | 0.00 % | 404 | 6.79 % |
| | Total Fires | 1 | 100.00 % | 5,946 | 100.00 % |

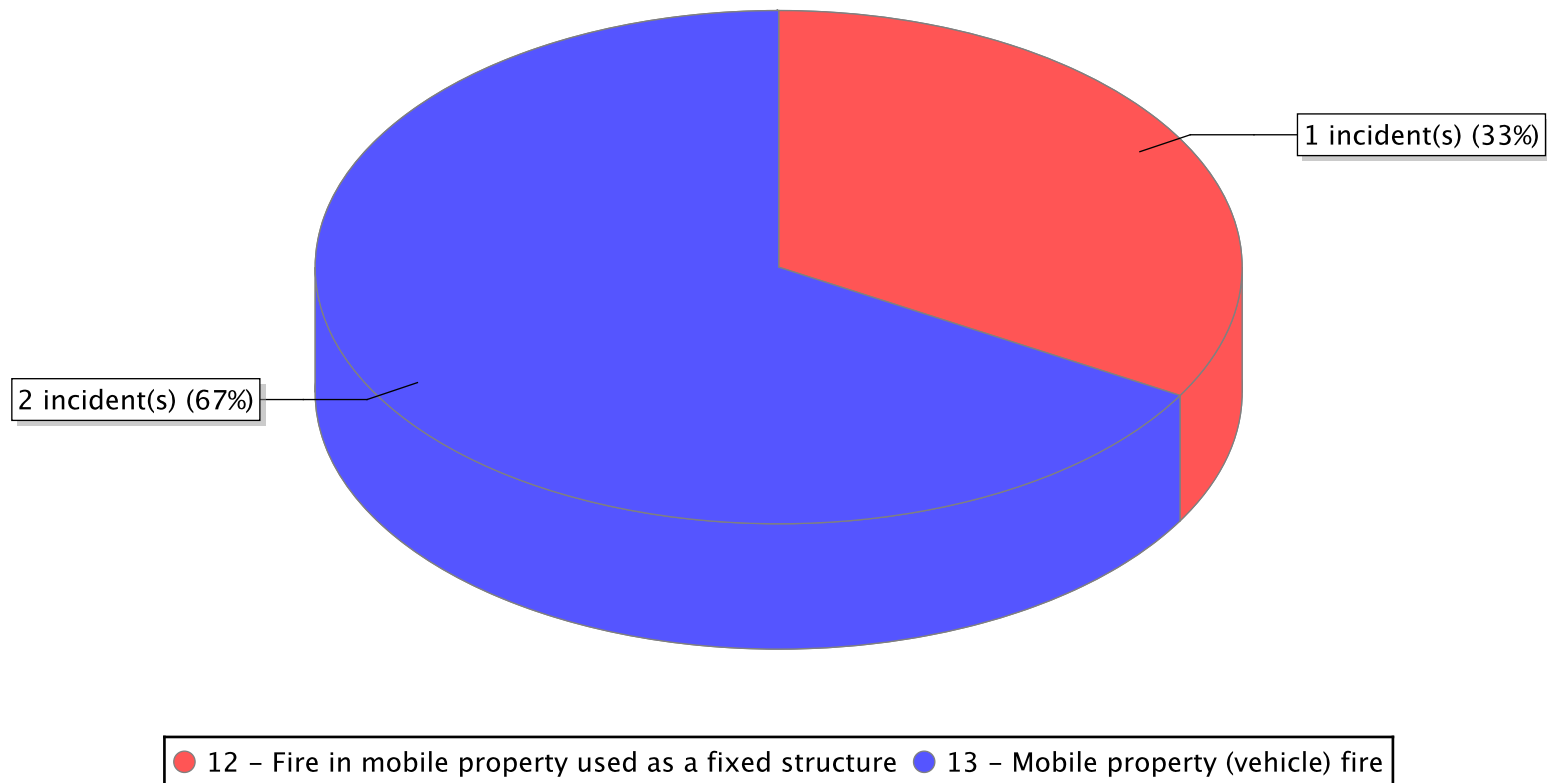


* Legend shows Incident Type followed by Description (description shortened to 25 characters).

Fire Report By FDID

Report Period: From 01/01/2016 to 12/31/2016

| FDID/FD Name | Fire Incident Type | # of Fires | % of Fires | Group Fires | % of Group |
|---------------------|-----------------------------|------------|-----------------|--------------|-----------------|
| 19004 | Structure Fires (110 - 123) | 1 | 33.33 % | 1,738 | 29.23 % |
| | Vehicle Fires (130 - 138) | 2 | 66.67 % | 950 | 15.98 % |
| Thompson Springs FD | Outside Fires (140 - 173) | 0 | 0.00 % | 2,854 | 48.00 % |
| | All Other Fires (100) | 0 | 0.00 % | 404 | 6.79 % |
| Total Fires | | 3 | 100.00 % | 5,946 | 100.00 % |

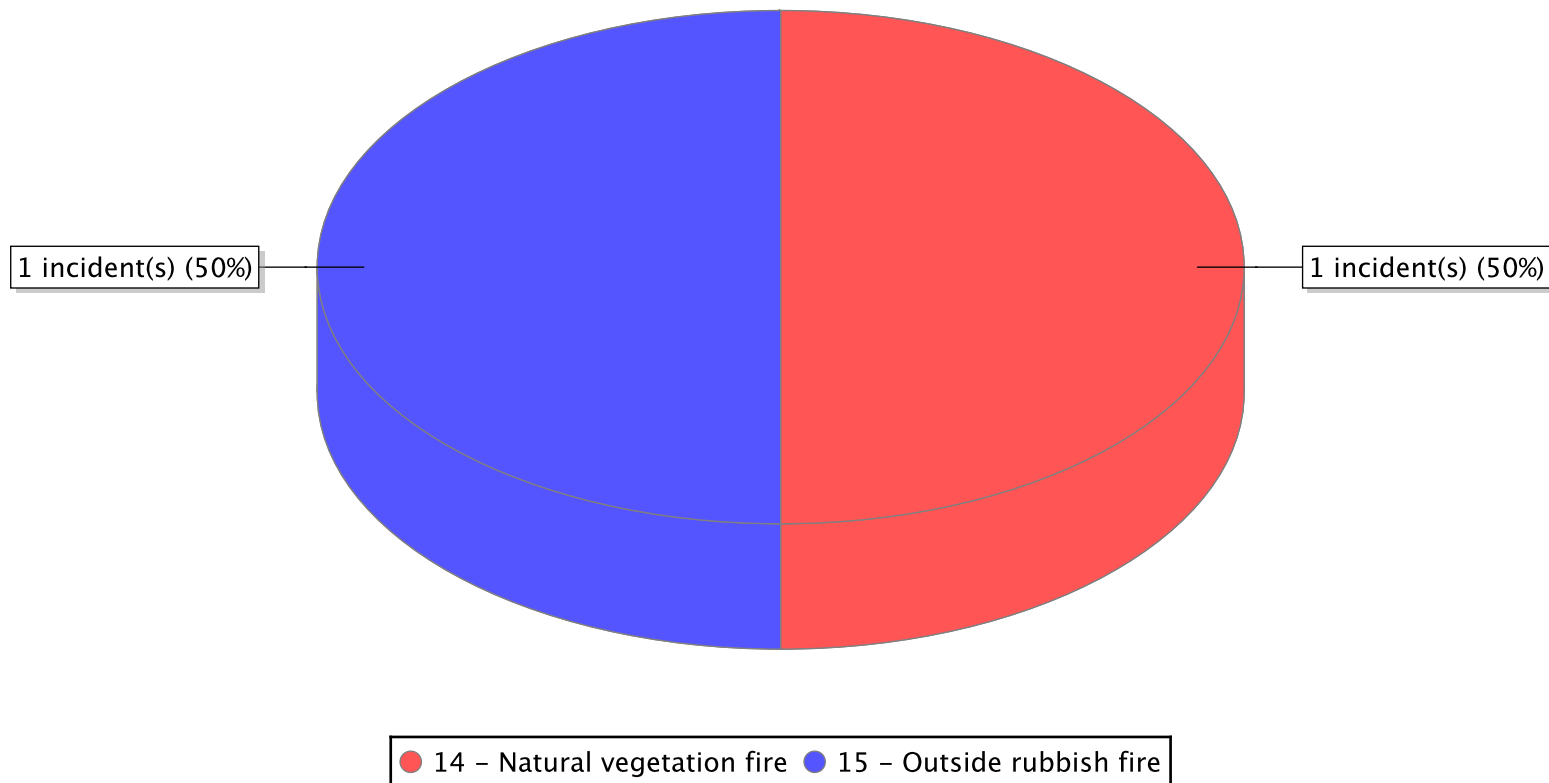


* Legend shows Incident Type followed by Description (description shortened to 25 characters).

Fire Report By FDID

Report Period: From 01/01/2016 to 12/31/2016

| FDID/FD Name | Fire Incident Type | # of Fires | % of Fires | Group Fires | % of Group |
|--------------------|-----------------------------|------------|-----------------|--------------|-----------------|
| 51013 | Structure Fires (110 - 123) | 0 | 0.00 % | 1,738 | 29.23 % |
| | Vehicle Fires (130 - 138) | 0 | 0.00 % | 950 | 15.98 % |
| Timberlakes FD | Outside Fires (140 - 173) | 2 | 100.00 % | 2,854 | 48.00 % |
| | All Other Fires (100) | 0 | 0.00 % | 404 | 6.79 % |
| Total Fires | | 2 | 100.00 % | 5,946 | 100.00 % |

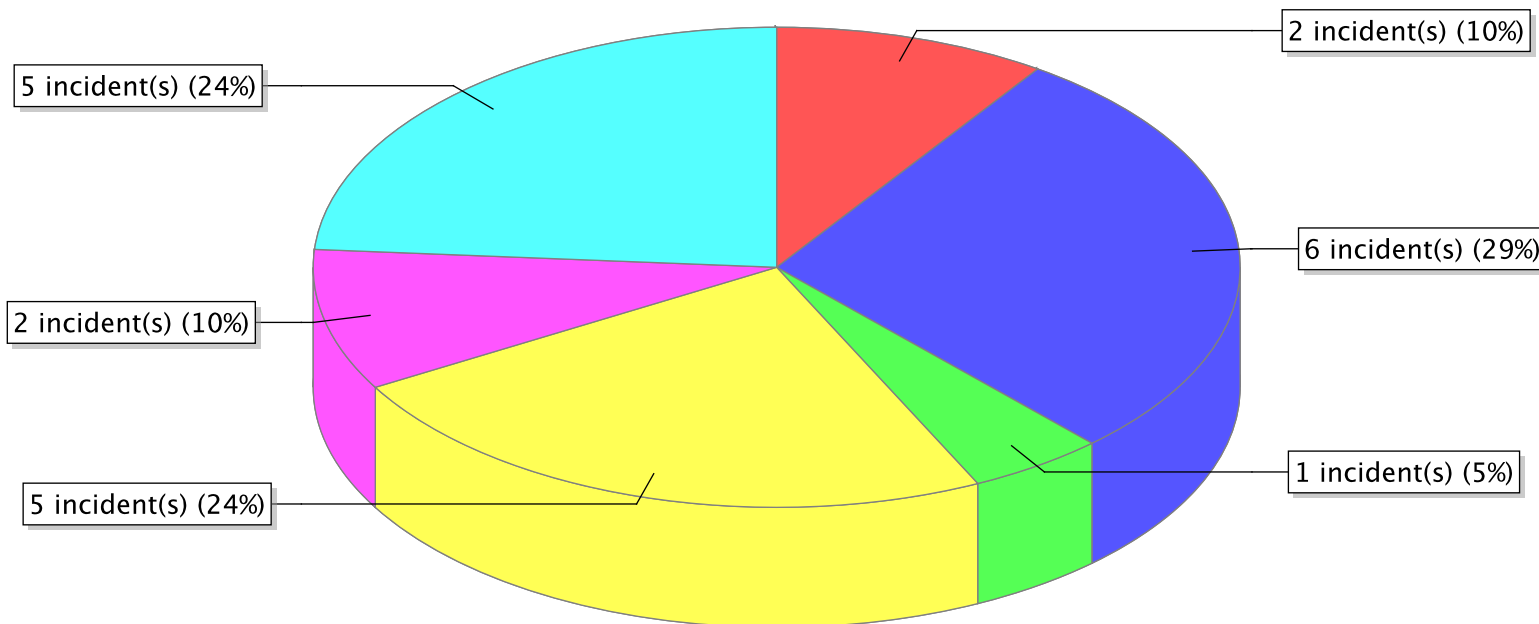


* Legend shows Incident Type followed by Description (description shortened to 25 characters).

Fire Report By FDID

Report Period: From 01/01/2016 to 12/31/2016

| FDID/FD Name | Fire Incident Type | # of Fires | % of Fires | Group Fires | % of Group |
|-----------------------------|-----------------------------|------------|-----------------|--------------|-----------------|
| 45006 | Structure Fires (110 - 123) | 6 | 28.57 % | 1,738 | 29.23 % |
| | Vehicle Fires (130 - 138) | 1 | 4.76 % | 950 | 15.98 % |
| Tooele City Fire Department | Outside Fires (140 - 173) | 12 | 57.14 % | 2,854 | 48.00 % |
| | All Other Fires (100) | 2 | 9.52 % | 404 | 6.79 % |
| Total Fires | | 21 | 100.00 % | 5,946 | 100.00 % |



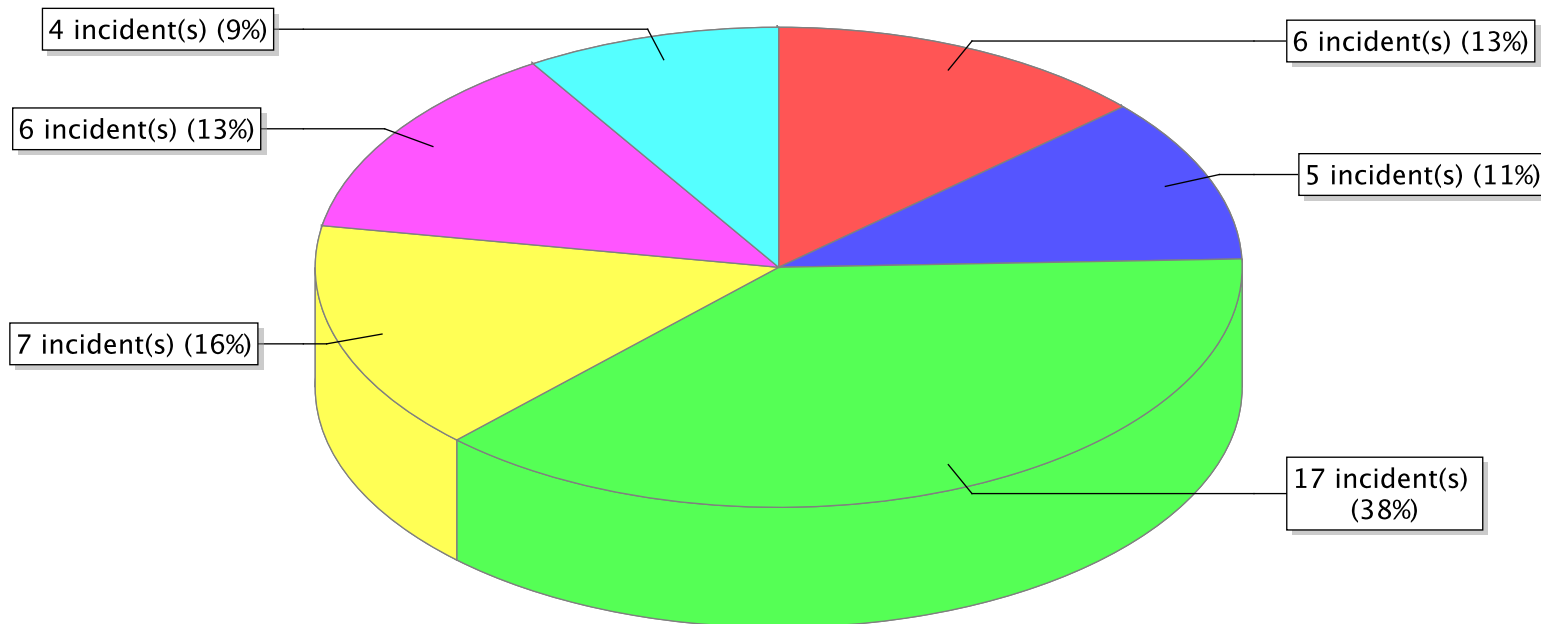
- 10 - Fire, other
- 11 - Structure Fire
- 13 - Mobile property (vehicle) fire
- 14 - Natural vegetation fire
- 15 - Outside rubbish fire
- 16 - Special outside fire

* Legend shows Incident Type followed by Description (description shortened to 25 characters).

Fire Report By FDID

Report Period: From 01/01/2016 to 12/31/2016

| FDID/FD Name | Fire Incident Type | # of Fires | % of Fires | Group Fires | % of Group |
|--------------------|-----------------------------|------------|-----------------|--------------|-----------------|
| 03017 | Structure Fires (110 - 123) | 6 | 13.33 % | 1,738 | 29.23 % |
| | Vehicle Fires (130 - 138) | 5 | 11.11 % | 950 | 15.98 % |
| Tremonton FD | Outside Fires (140 - 173) | 34 | 75.56 % | 2,854 | 48.00 % |
| | All Other Fires (100) | 0 | 0.00 % | 404 | 6.79 % |
| Total Fires | | 45 | 100.00 % | 5,946 | 100.00 % |



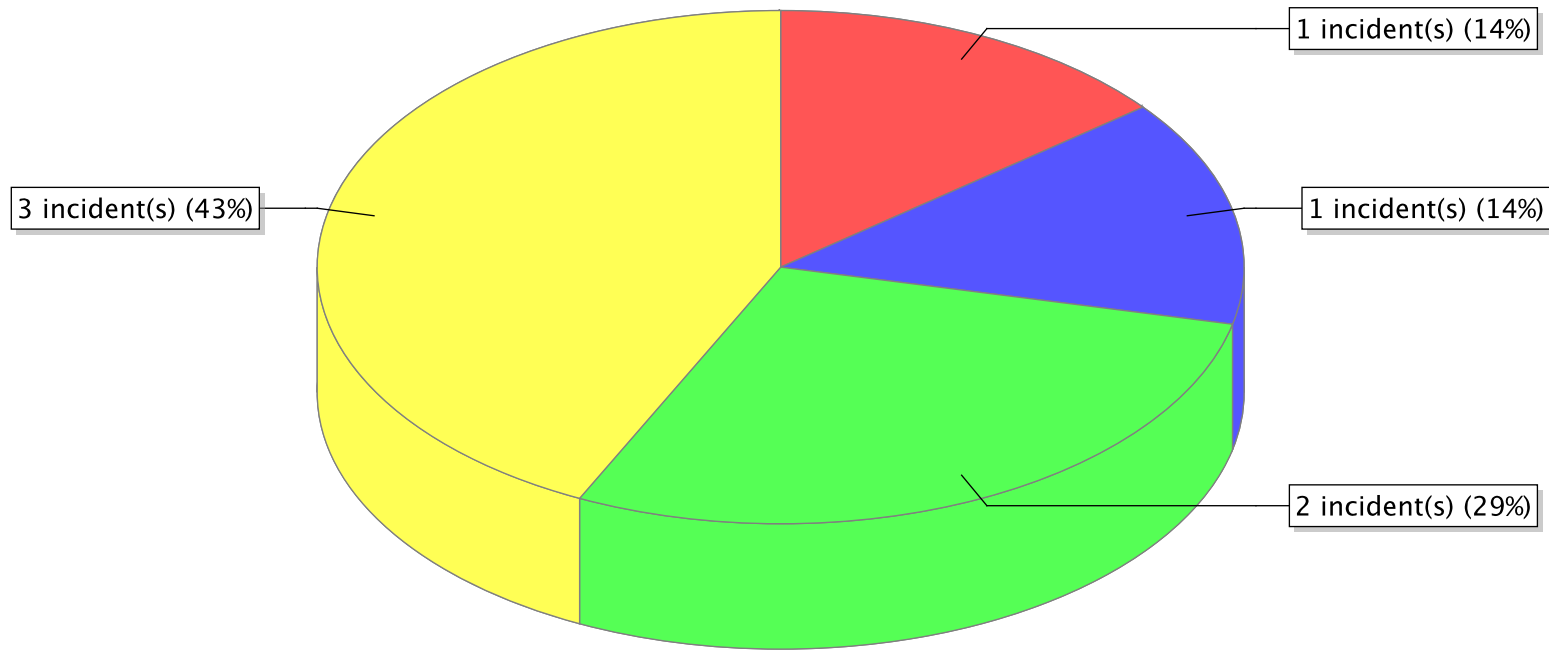
- 11 - Structure Fire
- 13 - Mobile property (vehicle) fire
- 14 - Natural vegetation fire
- 15 - Outside rubbish fire
- 16 - Special outside fire
- 17 - Cultivated vegetation, crop fire

* Legend shows Incident Type followed by Description (description shortened to 25 characters).

Fire Report By FDID

Report Period: From 01/01/2016 to 12/31/2016

| FDID/FD Name | Fire Incident Type | # of Fires | % of Fires | Group Fires | % of Group |
|--------------------|-----------------------------|------------|-----------------|--------------|-----------------|
| 17010 | Structure Fires (110 - 123) | 2 | 28.57 % | 1,738 | 29.23 % |
| | Vehicle Fires (130 - 138) | 0 | 0.00 % | 950 | 15.98 % |
| Tropic FD | Outside Fires (140 - 173) | 5 | 71.43 % | 2,854 | 48.00 % |
| | All Other Fires (100) | 0 | 0.00 % | 404 | 6.79 % |
| Total Fires | | 7 | 100.00 % | 5,946 | 100.00 % |



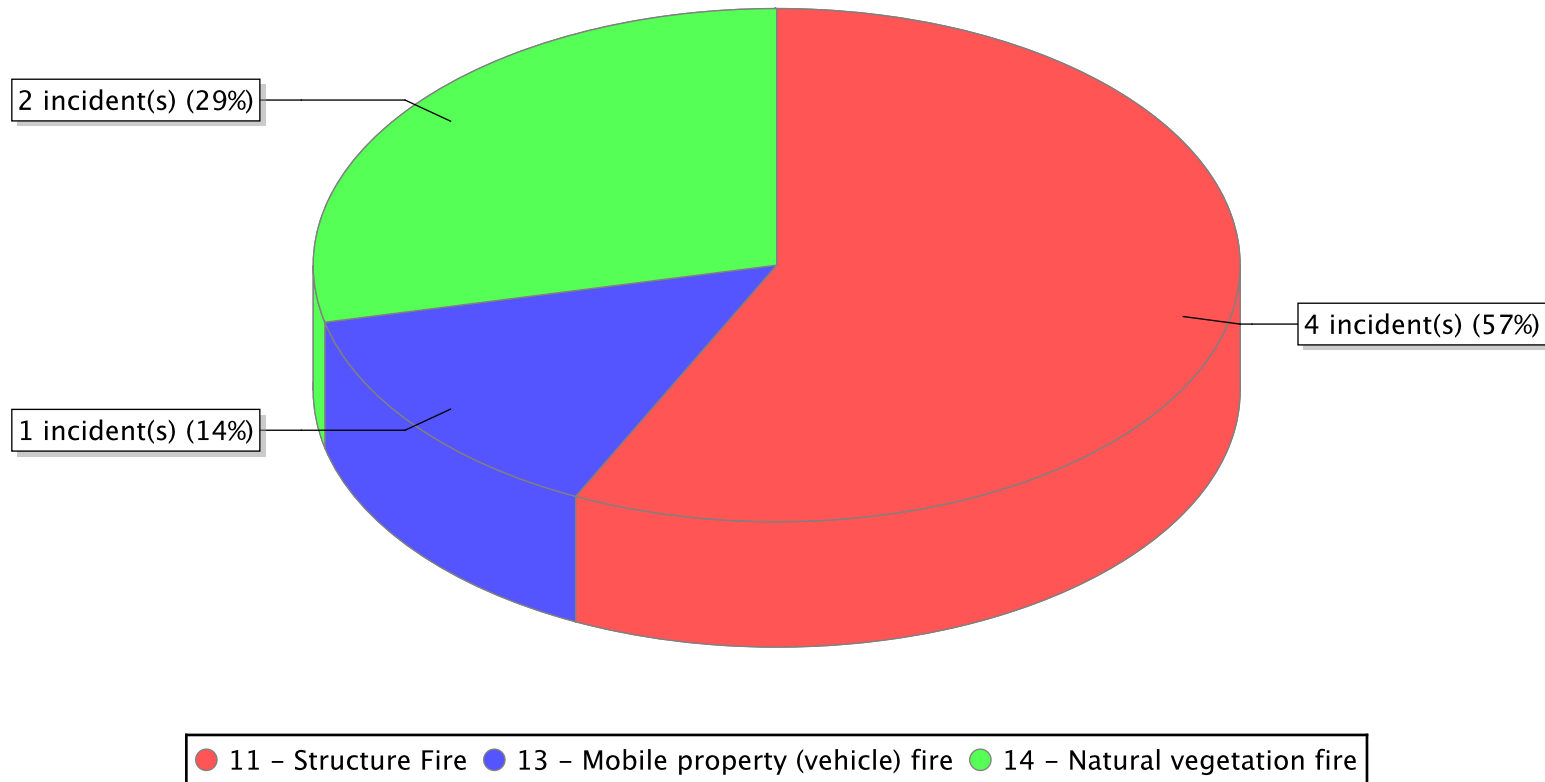
● 11 - Structure Fire ● 12 - Fire in mobile property used as a fixed structure ● 14 - Natural vegetation fire ● 15 - Outside rubbish fire

* Legend shows Incident Type followed by Description (description shortened to 25 characters).

Fire Report By FDID

Report Period: From 01/01/2016 to 12/31/2016

| FDID/FD Name | Fire Incident Type | # of Fires | % of Fires | Group Fires | % of Group |
|--------------------|-----------------------------|------------|-----------------|--------------|-----------------|
| 57012 | Structure Fires (110 - 123) | 4 | 57.14 % | 1,738 | 29.23 % |
| | Vehicle Fires (130 - 138) | 1 | 14.29 % | 950 | 15.98 % |
| Uintah FD | Outside Fires (140 - 173) | 2 | 28.57 % | 2,854 | 48.00 % |
| | All Other Fires (100) | 0 | 0.00 % | 404 | 6.79 % |
| Total Fires | | 7 | 100.00 % | 5,946 | 100.00 % |

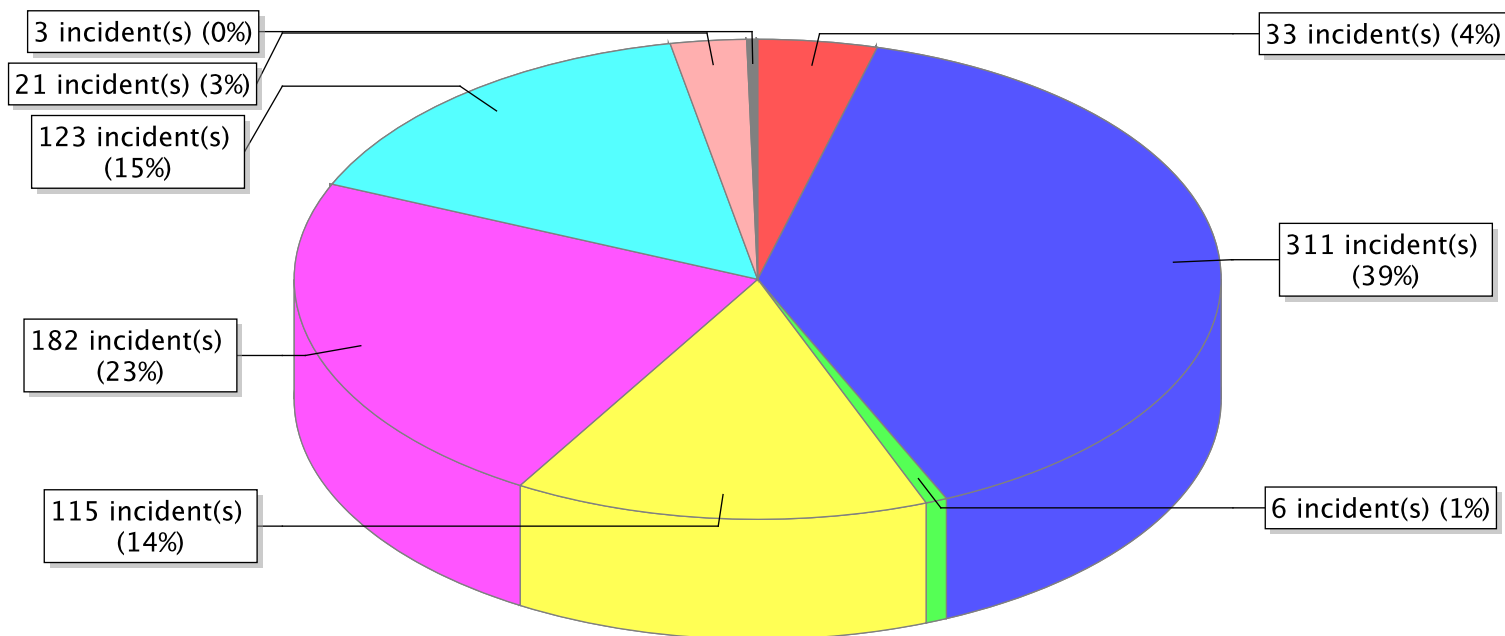


* Legend shows Incident Type followed by Description (description shortened to 25 characters).

Fire Report By FDID

Report Period: From 01/01/2016 to 12/31/2016

| FDID/FD Name | Fire Incident Type | # of Fires | % of Fires | Group Fires | % of Group |
|------------------------|-----------------------------|------------|-----------------|--------------|-----------------|
| 35006 | Structure Fires (110 - 123) | 317 | 39.92 % | 1,738 | 29.23 % |
| | Vehicle Fires (130 - 138) | 115 | 14.48 % | 950 | 15.98 % |
| Unified Fire Authority | Outside Fires (140 - 173) | 329 | 41.44 % | 2,854 | 48.00 % |
| | All Other Fires (100) | 33 | 4.16 % | 404 | 6.79 % |
| | Total Fires | 794 | 100.00 % | 5,946 | 100.00 % |



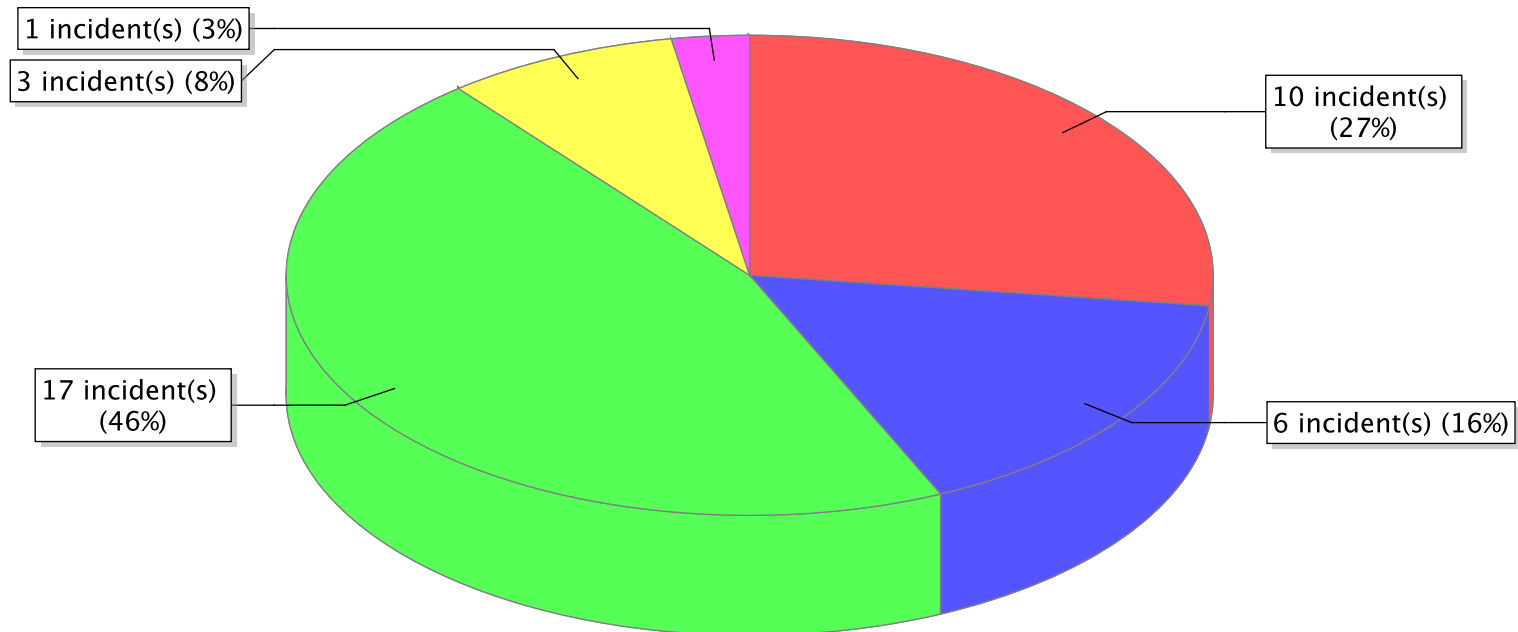
- 10 - Fire, other
- 11 - Structure Fire
- 12 - Fire in mobile property used as a fixed structure
- 13 - Mobile property (vehicle) fire
- 14 - Natural vegetation fire
- 15 - Outside rubbish fire
- 16 - Special outside fire
- 17 - Cultivated vegetation, crop fire

* Legend shows Incident Type followed by Description (description shortened to 25 characters).

Fire Report By FDID

Report Period: From 01/01/2016 to 12/31/2016

| FDID/FD Name | Fire Incident Type | # of Fires | % of Fires | Group Fires | % of Group |
|--------------------------------|-----------------------------|------------|-----------------|--------------|-----------------|
| 47004 | Structure Fires (110 - 123) | 10 | 27.03 % | 1,738 | 29.23 % |
| | Vehicle Fires (130 - 138) | 6 | 16.22 % | 950 | 15.98 % |
| Vernal City/Uintah County Fire | Outside Fires (140 - 173) | 21 | 56.76 % | 2,854 | 48.00 % |
| | All Other Fires (100) | 0 | 0.00 % | 404 | 6.79 % |
| Total Fires | | 37 | 100.00 % | 5,946 | 100.00 % |



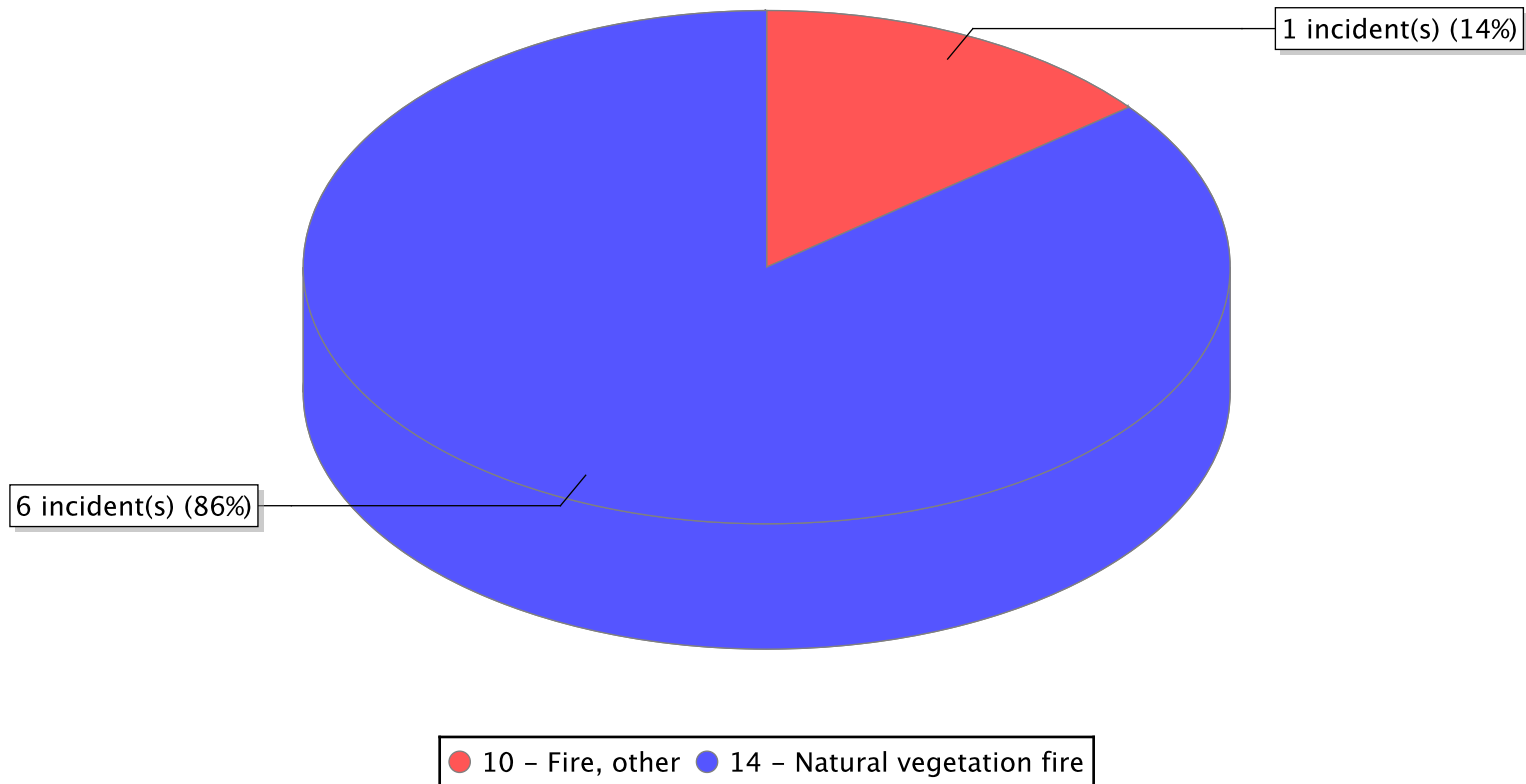
- 11 - Structure Fire
- 13 - Mobile property (vehicle) fire
- 14 - Natural vegetation fire
- 15 - Outside rubbish fire
- 16 - Special outside fire

* Legend shows Incident Type followed by Description (description shortened to 25 characters).

Fire Report By FDID

Report Period: From 01/01/2016 to 12/31/2016

| FDID/FD Name | Fire Incident Type | # of Fires | % of Fires | Group Fires | % of Group |
|--------------------|-----------------------------|------------|-----------------|--------------|-----------------|
| 39014 | Structure Fires (110 - 123) | 0 | 0.00 % | 1,738 | 29.23 % |
| | Vehicle Fires (130 - 138) | 0 | 0.00 % | 950 | 15.98 % |
| Wales FD | Outside Fires (140 - 173) | 6 | 85.71 % | 2,854 | 48.00 % |
| | All Other Fires (100) | 1 | 14.29 % | 404 | 6.79 % |
| Total Fires | | 7 | 100.00 % | 5,946 | 100.00 % |

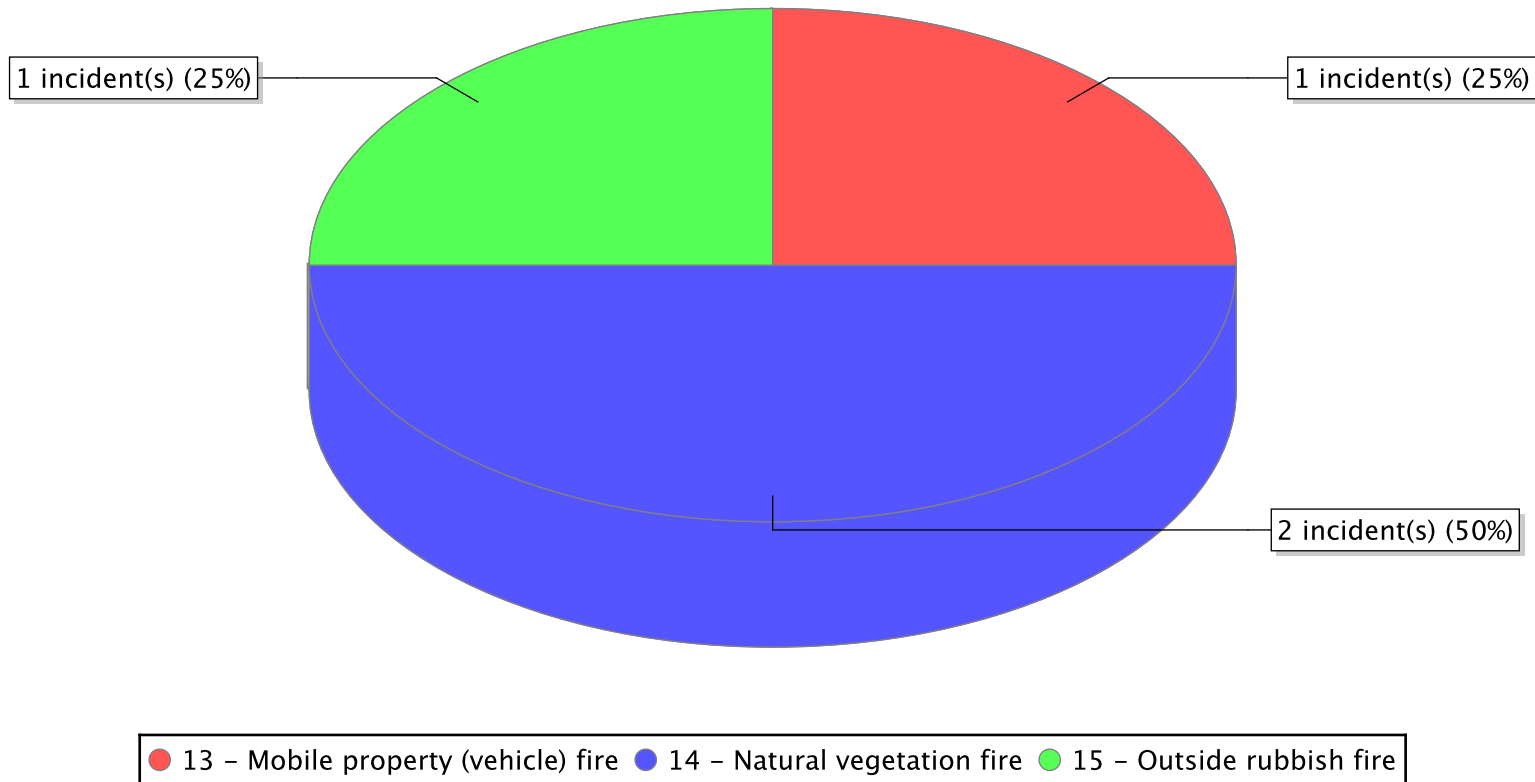


* Legend shows Incident Type followed by Description (description shortened to 25 characters).

Fire Report By FDID

Report Period: From 01/01/2016 to 12/31/2016

| FDID/FD Name | Fire Incident Type | # of Fires | % of Fires | Group Fires | % of Group |
|--------------------|-----------------------------|------------|-----------------|--------------|-----------------|
| 51005 | Structure Fires (110 - 123) | 0 | 0.00 % | 1,738 | 29.23 % |
| | Vehicle Fires (130 - 138) | 1 | 25.00 % | 950 | 15.98 % |
| Wallsburg FD | Outside Fires (140 - 173) | 3 | 75.00 % | 2,854 | 48.00 % |
| | All Other Fires (100) | 0 | 0.00 % | 404 | 6.79 % |
| Total Fires | | 4 | 100.00 % | 5,946 | 100.00 % |

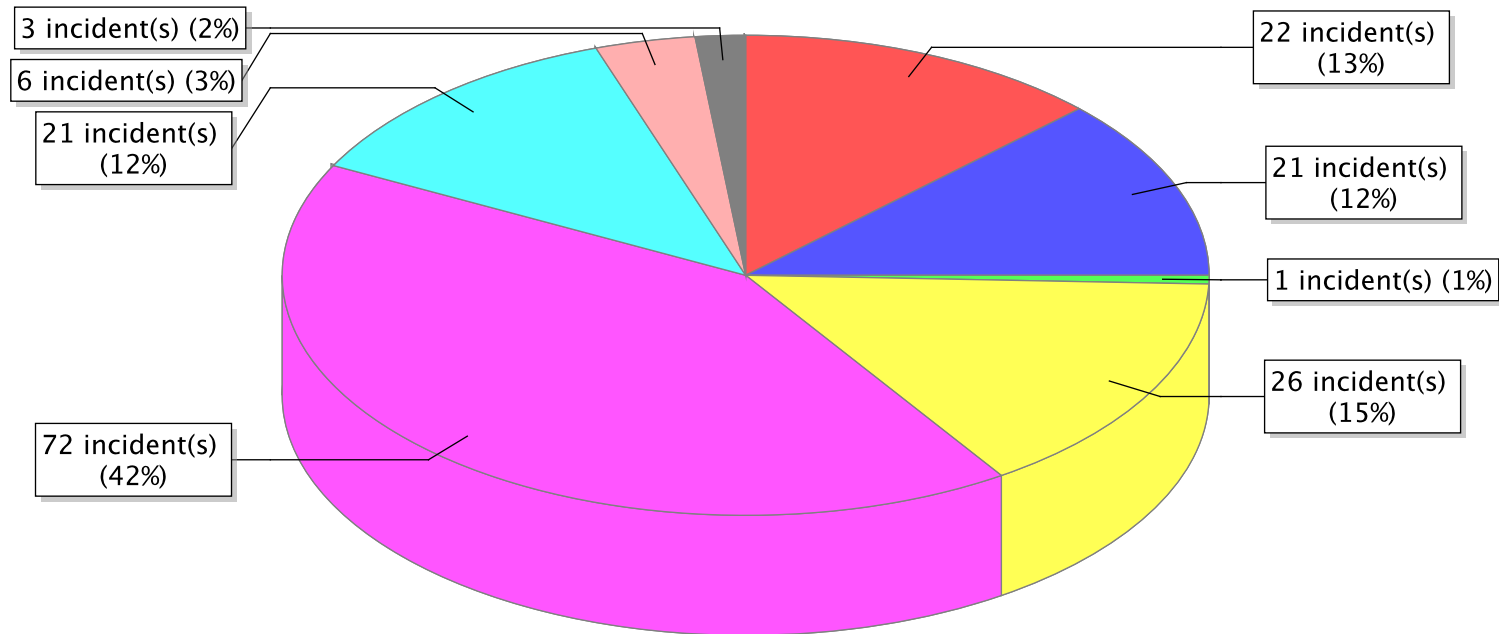


* Legend shows Incident Type followed by Description (description shortened to 25 characters).

Fire Report By FDID

Report Period: From 01/01/2016 to 12/31/2016

| FDID/FD Name | Fire Incident Type | # of Fires | % of Fires | Group Fires | % of Group |
|--------------------|-----------------------------|------------|-----------------|--------------|-----------------|
| 57014 | Structure Fires (110 - 123) | 22 | 12.79 % | 1,738 | 29.23 % |
| | Vehicle Fires (130 - 138) | 26 | 15.12 % | 950 | 15.98 % |
| Weber FD | Outside Fires (140 - 173) | 102 | 59.30 % | 2,854 | 48.00 % |
| | All Other Fires (100) | 22 | 12.79 % | 404 | 6.79 % |
| Total Fires | | 172 | 100.00 % | 5,946 | 100.00 % |



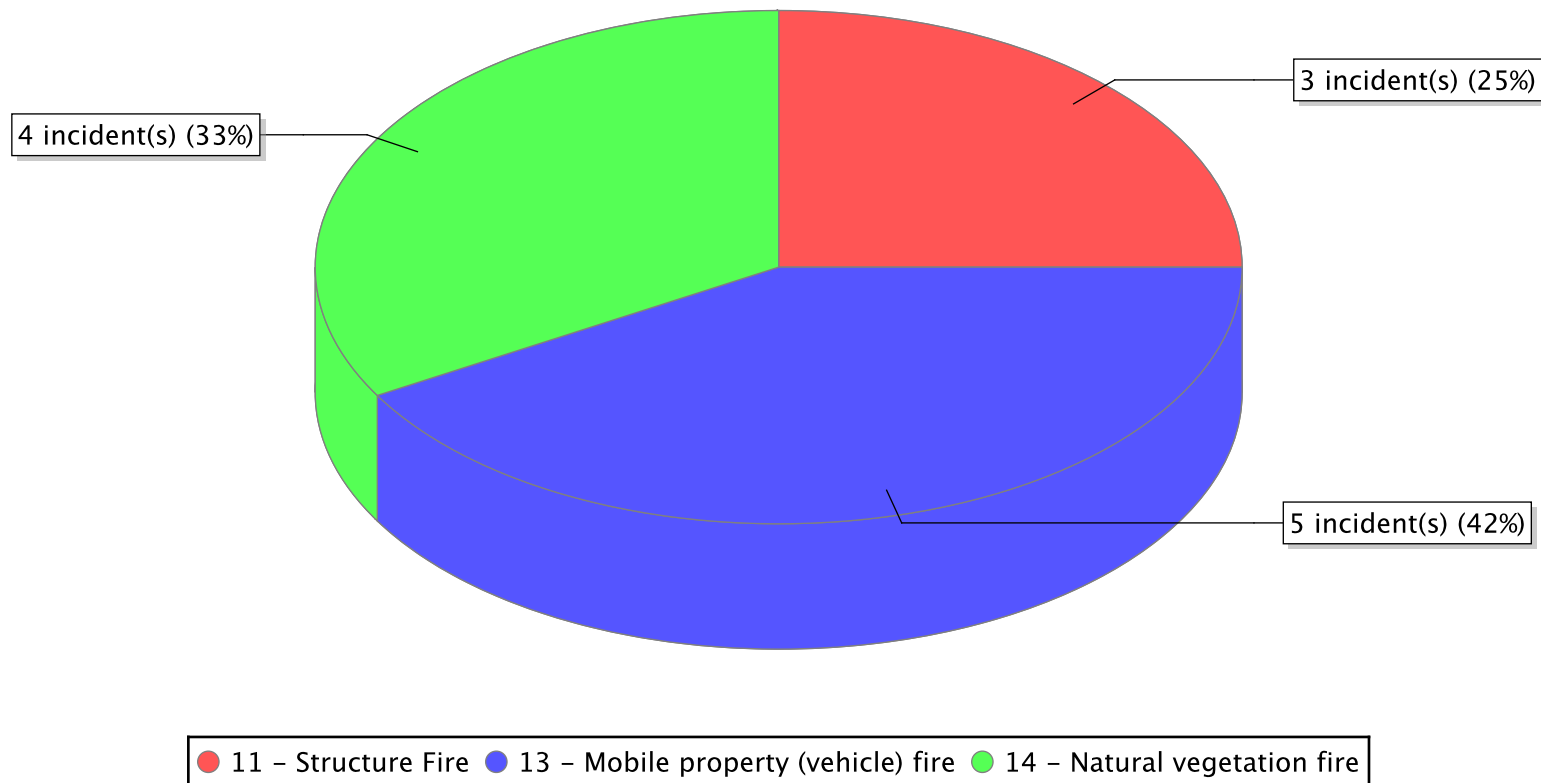
- 10 - Fire, other ● 11 - Structure Fire ● 12 - Fire in mobile property used as a fixed structure ● 13 - Mobile property (vehicle) fire
- 14 - Natural vegetation fire ● 15 - Outside rubbish fire ● 16 - Special outside fire ● 17 - Cultivated vegetation, crop fire

* Legend shows Incident Type followed by Description (description shortened to 25 characters).

Fire Report By FDID

Report Period: From 01/01/2016 to 12/31/2016

| FDID/FD Name | Fire Incident Type | # of Fires | % of Fires | Group Fires | % of Group |
|--------------------|-----------------------------|------------|-----------------|--------------|-----------------|
| 07008 | Structure Fires (110 - 123) | 3 | 25.00 % | 1,738 | 29.23 % |
| | Vehicle Fires (130 - 138) | 5 | 41.67 % | 950 | 15.98 % |
| Wellington FD | Outside Fires (140 - 173) | 4 | 33.33 % | 2,854 | 48.00 % |
| | All Other Fires (100) | 0 | 0.00 % | 404 | 6.79 % |
| Total Fires | | 12 | 100.00 % | 5,946 | 100.00 % |

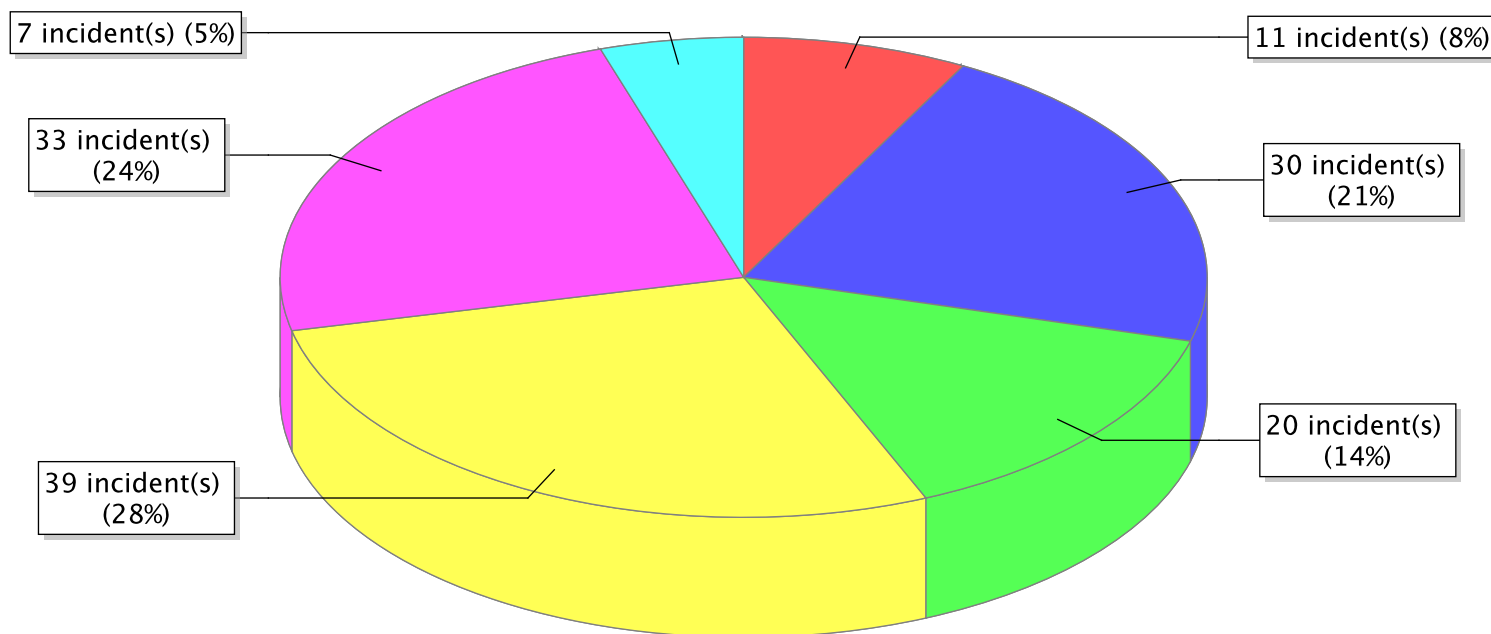


* Legend shows Incident Type followed by Description (description shortened to 25 characters).

Fire Report By FDID

Report Period: From 01/01/2016 to 12/31/2016

| FDID/FD Name | Fire Incident Type | # of Fires | % of Fires | Group Fires | % of Group |
|------------------------|-----------------------------|------------|-----------------|--------------|-----------------|
| 35010 | Structure Fires (110 - 123) | 30 | 21.43 % | 1,738 | 29.23 % |
| | Vehicle Fires (130 - 138) | 20 | 14.29 % | 950 | 15.98 % |
| West Jordan Station 53 | Outside Fires (140 - 173) | 79 | 56.43 % | 2,854 | 48.00 % |
| | All Other Fires (100) | 11 | 7.86 % | 404 | 6.79 % |
| Total Fires | | 140 | 100.00 % | 5,946 | 100.00 % |



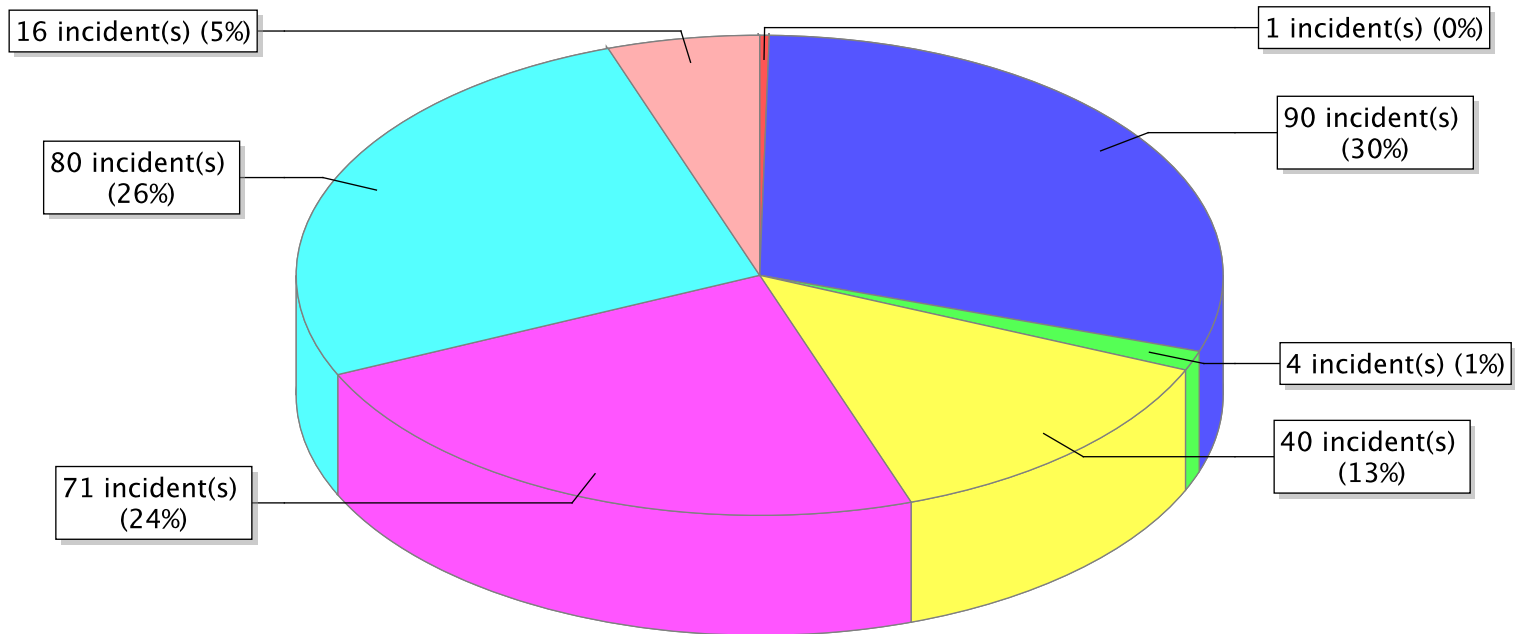
● 10 - Fire, other
 ● 11 - Structure Fire
 ● 13 - Mobile property (vehicle) fire
 ● 14 - Natural vegetation fire
 ● 15 - Outside rubbish fire
 ● 16 - Special outside fire

* Legend shows Incident Type followed by Description (description shortened to 25 characters).

Fire Report By FDID

Report Period: From 01/01/2016 to 12/31/2016

| FDID/FD Name | Fire Incident Type | # of Fires | % of Fires | Group Fires | % of Group |
|---------------------|-----------------------------|------------|-----------------|--------------|-----------------|
| 35014 | Structure Fires (110 - 123) | 94 | 31.13 % | 1,738 | 29.23 % |
| | Vehicle Fires (130 - 138) | 40 | 13.25 % | 950 | 15.98 % |
| West Valley City FD | Outside Fires (140 - 173) | 167 | 55.30 % | 2,854 | 48.00 % |
| | All Other Fires (100) | 1 | 0.33 % | 404 | 6.79 % |
| | Total Fires | 302 | 100.00 % | 5,946 | 100.00 % |



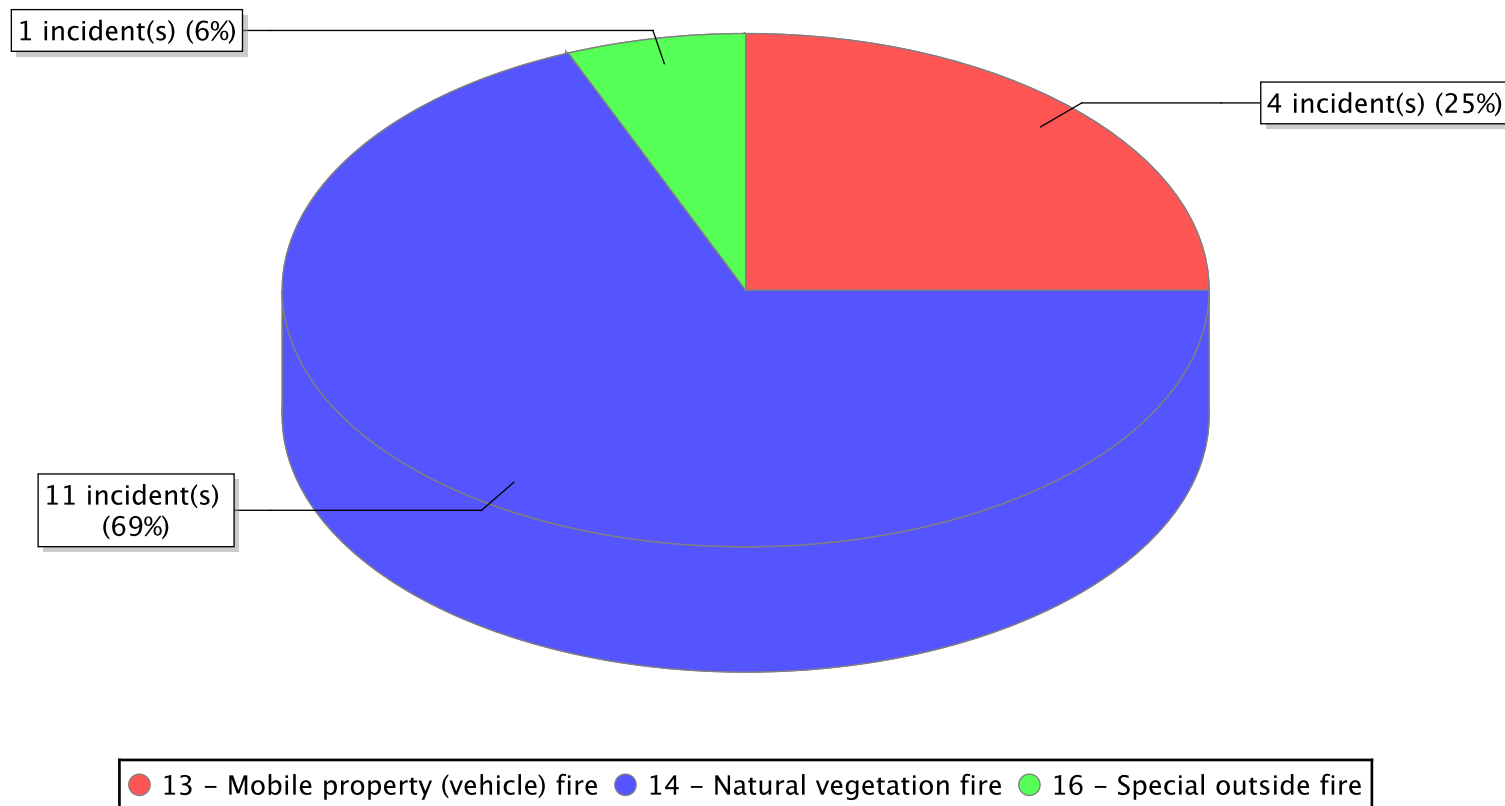
● 10 - Fire, other
 ● 11 - Structure Fire
 ● 12 - Fire in mobile property used as a fixed structure
 ● 13 - Mobile property (vehicle) fire
 ● 14 - Natural vegetation fire
 ● 15 - Outside rubbish fire
 ● 16 - Special outside fire

* Legend shows Incident Type followed by Description (description shortened to 25 characters).

Fire Report By FDID

Report Period: From 01/01/2016 to 12/31/2016

| FDID/FD Name | Fire Incident Type | # of Fires | % of Fires | Group Fires | % of Group |
|--------------------|-----------------------------|------------|-----------------|--------------|-----------------|
| 03018 | Structure Fires (110 - 123) | 0 | 0.00 % | 1,738 | 29.23 % |
| | Vehicle Fires (130 - 138) | 4 | 25.00 % | 950 | 15.98 % |
| Willard FD | Outside Fires (140 - 173) | 12 | 75.00 % | 2,854 | 48.00 % |
| | All Other Fires (100) | 0 | 0.00 % | 404 | 6.79 % |
| Total Fires | | 16 | 100.00 % | 5,946 | 100.00 % |



* Legend shows Incident Type followed by Description (description shortened to 25 characters).